

TECHNICAL MANUAL

**ORGANIZATIONAL MAINTENANCE
REPAIR PARTS
AND
SPECIAL TOOLS LISTS**

**LAUNDRY UNIT, SINGLE TRAILER MOUNTED,
W/ CANVAS COVER;**

**ARMY TYPE M532 (EIDAL MODEL ELT9T)
NSN 3510-00-782-5294
AND
(EDRO MODEL EP120-LTU)
NSN 3510-00-169-4735**

**HEADQUARTERS, DEPARTMENT OF THE ARMY
May 1978**

CHANGE

No.5

HEADQUARTERS
DEPARTMENT OF THE ARMY
WASHINGTON, D.C., 29 October 1990

Organizational Maintenance Repair Parts and
Special Tools List

LAUNDRY UNIT, SINGLE TRAILER MOUNTED, W/CANVAS COVER;
ARMY TYPE M532 (EIDAL MODEL ELT9T)
NSN 3510-00-782-5294
and
(EDRO MODEL EP120-LTU)
NSN 3510-00-169-4735

Approved for public release. Distribution is unlimited,

TM 10-3510-208-20P, 12 May 1978, is changed as follows:

1. Remove and insert pages as indicated below. New or changed test material is indicated by a vertical bar in the margin. An illustration change is indicated by a miniature pointing hand.

Remove pages

2-7 through 2-10
2-15 through 2-18
2-27 and 2-28
2-85 and 2-86
4-1 and 4-2
4-5 through 4-15

Insert pages

2-7 through 2-10
2-15 through 2-18
2-27 and 2-28
2-85 and 2-86
4-1 and 4-2
4-5 through 4-12

2. Retain this sheet in front of manual for reference purposes.

By Order of the Secretary of the Army:

CARL E. VUONO
General, United States Army
Chief of Staff

Official:

THOMAS F. SIKORA
Brigadier General, United States Army
The Adjutant General

DISTRIBUTION:

To be distributed in accordance with DA Form 12-25E, (qty rqr block no. 1064).

CHANGE
NO. 4

HEADQUARTERS
DEPARTMENT OF THE ARMY
WASHINGTON, D.C., 21 March 1988

Organizational Maintenance Repair Parts
and Special Tools List

LAUNDRY UNIT, SINGLE TRAILER MOUNTED, W/CANVAS
COVER; ARMY TYPE M532 (EIDAL MODEL ELT9T)
NSN 3510-00-782-5294
and
(EDRO MODEL EP120-LTU)
NSN 3510-00-169-4735

TM 10-3510-208-20P, 12 May 1978, is changed as follows:

1. Remove and insert pages as indicated below. New or changed text material is indicated by a vertical bar in the margin. An illustration change is indicated by a miniature pointing hand.

Remove pages

2-7 and 2-8
2-121 and 2-12w
4-1 and 4-2
4-5 through 4-12

Insert pages

2-7 and 2-8
2-121 and 2-122
4-1 and 4-2
4-5 through 4-12

2. Retain this sheet in front of manual for reference purposes.

By Order of the Secretary of the Army:

CARL E. VUONO
General, United States Army
Chief of Staff

Official:

R. L. DILWORTH
Brigadier General, United States Army
The Adjutant General

DISTRIBUTION:

To be distributed in accordance with DA Form 12-25A, Organizational Maintenance requirements for Laundry Unit, Single Trailer Mounted, with canvas Cover, Type M532

CHANGE
NO. 3

HEADQUARTERS
DEPARTMENT OF THE ARMY
WASHINGTON, D.C., 21 July 1987

**Organizational Maintenance Repair Parts
and Special Tools List**

**LAUNDRY UNIT, SINGLE TRAILER MOUNTED, W/CANVAS
COVER; ARMY TYPE M532 (EIDAL MODEL ELT9T)
NSN 3510-00-782-5294
and
(EDRO MODEL EP120-LTU)
NSN 3510-00-169-4735**

TM 10-3510-208-20P, 12 May 1978, is changed as follows:

1. Remove and insert pages as indicated below. New or changed text material is indicated by a vertical bar in the margin. An illustration change is indicated by a miniature pointing hand.

Remove pages

2-1 through 2-14
2-17 through 2-34
2-39 through 2-48
2-53 through 2-60
2-75 and 2-76
2-89 and 2-90
-2-101 and 2-102
2-119 and 2-120
4-5 and 4-6
4-9 through 4-14

Insert pages

2-1 through 2-14
2-17 through 2-34
2-39 through 2-48
2-53 through 2-60
2--75 and 2-76
2-89 and 2-90
2-101 and 2-102
2-119 and 2-120
4-5 and 4-6
4-9 through 4-14

2. Retain this sheet in front of manual for reference purposes.

By Order of the Secretary of the Army:

Official:

R. L. DILWORTH
Brigadier General, United States Army
The Adjutant General

CARL E. VUONO
General, United States Army
Chief of Staff

DISTRIBUTION:

To be distributed in accordance with DA Form 12-25A, Organizational Maintenance requirements for Laundry Unit, Single Trailer Mounted, with Canvas Cover, Type M532

CHANGE
NO. 2

HEADQUARTERS
DEPARTMENT OF THE ARMY
WASHINGTON, D.C., 5 November 1986

**Organizational Maintenance Repair Parts
and Special Tools List**

**LAUNDRY UNIT, SINGLE TRAILER MOUNTED, W/CANVAS
COVER; ARMY TYPE M532 (EIDAL MODEL ELT9T)
NSN 3510-00-782-5294
and
(EDRO MODEL EP120-LTU)
NSN 3510-00-169-4735**

TM 10-3510-208-20P, 12 May 1978, is changed as follows:

1. Remove and insert pages as indicated below. New or changed text material is indicated by a vertical bar in the margin. An illustration change is indicated by a miniature pointing hand.

Remove pages
2-7 through 2-10
2-83 through 2-86

Insert pages
2-7 through 2-10
2-83 through 2-86

2. Retain this sheet in front of manual for reference purposes.

By Order of the Secretary of the Army:

JOHN A. WICKHAM, JR.
General, United States Army
Chief of Staff

Official:

R. L. DILWORTH
Brigadier General, United States Army
The Adjutant General

DISTRIBUTION:

To be distributed in accordance with DA Form 12-25A, Organizational Maintenance requirements for Laundry Unit, Single Trailer Mounted, with Canvas Cover, Type M532

Change

No. 1

HEADQUARTERS
DEPARTMENT OF THE ARMY
WASHINGTON, D.C., 14 October 1982

**ORGANIZATIONAL MAINTENANCE REPAIR PARTS
AND SPECIAL TOOLS LIST**

**LAUNDRY UNIT, SINGLE TRAILER MOUNTED, W/CANVAS
COVER; ARMY TYPE M532 (EIDAL MODEL ELT9T)
NSN 3510-00-782-5294
AND
(EDRO MODEL EP120-LTU)
NSN 3510-00-169-4735**

TM 10-3510-208-20P, 12 May 1978, is changed as follows:

1. Remove and insert pages as indicated.

	Remove pages	Insert pages
	i and ii	i and ii
Section II	2-7 thru 2-14	2-7 thru 2-14
	2-17 and 2-18	2-17 and 2-18
	2-39 and 2-40	2-39 and 2-40
	2-69 and 2-70	2-69 and 2-70
	2-83 thru 2-86	2-83 thru 2-86
	2-93 and 2-94	2-93 and 2-94
	2-97 and 2-98	2-97 and 2-98
Section IV	4-1 thru 4-12	4-1 thru 4-12
	4-13 and 4-14	4-13 and 4-14
	4-15/4-16	

2. New or changed text material is indicated by a vertical bar in the margin. An illustration change is indicated by a miniature pointing hand.

3. File this sheet in front of the publication for reference purposes.

By Order of the Secretary of the Army:

E. C. MEYER
General, United States Army
Chief of Staff

Official:

ROBERT M. JOYCE
Major General, United States Army
The Adjutant General

DISTRIBUTION:

To be distributed in accordance with DA Form 12-25A, Organizational Maintenance Requirements for Laundry Equipment

TECHNICAL MANUAL
NO. 10-3510-208-20P

HEADQUARTERS
DEPARTMENT OF THE ARMY
WASHINGTON, D. C., .May 1978

ORGANIZATIONAL MAINTENANCE REPAIR PARTS
AND SPECIAL TOOLS LIST

LAUNDRY UNIT, SINGLE TRAILER MOUNTED, W/CANVAS
COVER; ARMY TYPE M532 (EIDAL MODEL E.LT9T)
NSN 3510-00-782-5294
AND
(EDRO MODEL EP120-LTU
NSN 3510-00-169-4735

Current as of 4 January 1982

REPORTING ERRORS AND RECOMMENDING IMPROVEMENTS.

You can help improve this manual. If you find any mistake or if you know of a way to improve the procedures, please let us know. Mail your letters, DA Form 2028 (Recommended Changes to Publications and Blank Forms), or DA Form 2028-2 located in the back of this manual directly to: Commander, U.S. Army Troop Support and Aviation Materiel Readiness Command, ATTN: DRSTS-MPSD, 4300 Goodfelloww Boulevard, St. Louis, MO 63120. A reply will be furnished to you.

TABLE OF CONTENTS

	Page	Illus Figure
SECTION I. INTRODUCTION	1-1	
II. REPAIR PARTS LIST	2-1	
Group 01. Hose Guard, Drain Bin and Storage Cylinder Box Drain Bin, Storage Cylinder Box and Hose Guard	2-1	1
02. Toolbox, Main Guard and Jackshaft Guard Toolbox, Main Drive Guard and Jackshaft Guard, EIDAL Model ELT9T	2-3	2
Toolbox, Main Drive, Main Drive Assembly Guard and Jackshaft Guards, EDRO Model EP120-LTU	2-5	3

This manual supersedes TM 10-3510-208-20P, 29 September 1970, including all changes.

	Listing Page	Illus Figure
Group 03. Hoses and Cable		
Strainer, Suction Hose, Drain Hose and Cable	2-7	4
04. Generator Mounting Frame, Exhaust Duct and Ground Rod		
Generator Mounting Frame, Exhaust Duct and Ground Rod.....	2-9	5
05. Washer-Extractor Tiedown Bar and Supports		
Washer-Extractor Tiedown Bars and Supports		
EIDAL Model ELT9T	2-11	6
Washer-Extractor Tiedown Bars and Supports		
EDRO Model EP120-LTU	2-13	7
06. Fuel Filter, Tumbler Burner		
Fuel Filter, Tumbler Burner	2-15	8
07. Tumbler Burner Fuel Pump and Blower Assembly		
Tumbler Burner Fuel Pump and Filter Fittings	2-16	9
Blower, Tumbler Burner	2-18	11
08. Water Pump, Frame, and Switchbox		
Water Pump Switchbox.....	2-20	13
Water Pump	2-22	14
Water Pump Frame	2-24	15
09. Transformer, Handy Box and Solenoid		
Transformer, Handy Box and Solenoid.....	2-25	16
10. Tumbler Burner		
Tumbler Burner	2-27	17
11. Tumbler Exhaust Motor and Related Parts.		
Exhaust Motor Mounting Bracket and Belt Guard	2-29	18
12. Tumbler Drive Motor Conduit Box		
Tumbler Drive Motor Conduit Box and Related Parts	2-31	20
13. Tumbler Drive Motor and Related Parts		
Tumbler Drive Motor and Mounting Bracket	2-33	21
Tumbler Drive Motor	2-35	22
14. Speed Reducer		
Speed Reducer	2-37	23
15. Exhaust Duct and Adapter		
Exhaust Duct and Adapter	2-39	24
Tumbler Heater Exhaust Duct and Retainer	2-41	25
16. Exhaust Fan, Bracket and Jackshaft		
Exhaust Fan, Bracket and Jackshaft	2-43	26
17. Switchbox, Generator to Water Pump		
Switchbox, Generator to Water Pump	2-45	27
18. Outlet Duplex Box		
Outlet Duplex Box	2-47	28
19. Air Compressor and Mounting Bracket		
Air Compressor and Mounting Bracket	2-49	29
Air Compressor	2-51	30
Group 20. Air Compressor Starter Switch		
Air Compressor 8 Starter Switch	2-53	31
21. Air Cylinder and Related Parts		
Air Cylinder and Related Parts	2-55	32

	Listing Page	Illus Figure
Group 22. Heat Exchanger Hood Heat Exchanger Hood	2-57	33
24. Air Heater Mounting Plate and Fuel line Support- Air Heater Mounting Plate and Fuel Line Support	2-59	35
25. Tumbler Cylinder, Base, Control Panel and Related Parts Trunnion.....	2-60	36
Tumbler Cylinder Tumbler Barrel , Door Assembly and Related Parts	2-61	37
Tumbler Base, Control Panel and Related Parts	2-62	38
Tumbler, Control Panel	2-65	39
26. Water Heater Panel Board Water Heater Panel Board	2-67	40
27. Water Heater Burner and Related Parts Water Heater Burner.....	2-69	41
Water Heater Fuel Lines and Pressure Gage	2-71	42
Water Heater Valves, Lines and Fittings	2-73	43
28. Water Heater Fuel Pump, Filter: and Related Parts Water Heater Fuel Filter and Related Parts	2-76	44
Fuel Filter, Water Heater	2-78	45
29. Water Heater Transformer Water Heater Transformer	2-79	46
30. Fuel Pump, Water Heater Burner Fuel Pump, Water Heater Burner	2-81	47
31. Water Heater Blower and Motor Water Heater Blower and Motor	2-82	48
32. Water Heater Blower Motor Water Heater Burner Blower Motor	2-84	49
33. Water Heater Tank and Related Parts Water Heater Tank and Related Parts	2-85	50
34. Water Level Plates and Tubes Water -Level Plates and Tubes	2-87	51
35. Water Level Control Water Level Control	2-89	52
36. Control Box Assembly Control Box Cover (Front View)	2-91	53
.Main Control Box Timer, Alarm Bell and Light.....	2-93	54
Control Panel Junction Box.....	2-95	55
Control Panel Junction Connections	2-96	56
38. Panel, Main Control Box and And Manifold Assembly Main Control Box ,,	2-97	59
Air Manifold Assembly.....	2-99	60
39, Air Lines Air Lines.....	2-100	61
40. Main Drive Brake Assembly, Brake Air Cylinder, and Main Bearing Assembly		

	Listing Page	Illus Figure
Group 40. Air Brake Cylinder, Hub, Sheave and Related Parts	2-101	62
Main Bearing	2-103	65
41. Front Head Sheet Assembly and Washer Cylinder		
Washer Door	2-104	66
42. Valve, Drain Assembly		
Drain Valve Controls	2-106	68
Drain Valve Air Cylinder	2-108	69
Drain Valve Body and Lever Guide	2-109	70
43. Washer Extractor Frame and Related Parts		
Washer Extractor Frame and Related Parts	2-111	71
Washer Base	2-113	72
44. Washer Motors, Extractor Motors, Washer Drive and Related Parts		
Washer Motor	2-114	73
EIDAL Extractor Motor and Motor Mountings	2-116	74
EDRO Extractor Motor and Motor Mountings	2-118	75
Jackshaft, Washer Drive (EIDAL Model ELT9T)	2-121	77
Jackshaft #2, Washer Drive (EDRO Model TP120-LTU)	2-122	78
Jackshaft #1, Extractor Motor (EDRO Model EP120-LTU) .	2-124	79
Sensitive Switch	2-126	80
Washer and Extractor Motors Base (EIDAL Model ELT9T) .	2-127	81
Air Cylinder, Washer Motor	2-129	82
Washer and Extractor Motors Base (EDRO Model EP120-LTU)	2-131	83
45. Idler Pulley		
Idler Pulley, Belt	2-133	84
46. Electrical Conduit		
Electrical Conduit	2-135	85
47. Drain Pan Assembly		
Drain Pan.....	2-136	86
48. Heat Exchanger Exhaust Duct and Retainer		
Heat Exchanger Exhaust Duct and Retainer	2-137	87
49. Generator Switchbox and Outlet Box		
Generator Switchbox and Outlet Box	2-139	88
50. Fire Extinguisher, Step Assembly and Canvas Items		
Fire Extinguisher, Step Assembly and Canvas Items	2-141	89
51. Bulk Material	2-142	
SECTION III. SPECIAL TOOLS LIST (Not Applicable)		
IV. NATIONAL STOCK NUMBER, REFERENCE NUMBER AND ALPHABETICAL INDEX	4-1	

SECTION I

INTRODUCTION

1. Scope.

This manual lists repair parts, special tools, test, measurement, and diagnostic equipment (TMDE), and other support equipment required for operation and performance of organizational maintenance of the Laundry Unit.

2. General.

a. Section II Repair Parts List. A list of repair parts authorized for use in the performance of maintenance. The list also includes parts which must be removed for replacement of the authorized parts. Parts lists are composed of assembly groups in ascending numerical sequence, with the parts in each group listed in figure and item number sequence. Bulk materials are listed in NSN sequence, as the last group in Section II.

b. Section III Special Tools List. (Not Applicable.) c. Section IV National Stock Number and Part Number Index. A list, in ascending numerical sequence, of all National Stock Numbers appearing in the listings, followed by a list, in alphanumeric sequence, of all part numbers appearing in the listings. National Stock Number and part numbers are cross-referenced to each illustration figure and item number appearance.

3. Explanation of Columns.

The following provides an explanation of columns found in the tabular listings: a. Illustration. This column is divided as follows:

- (1) Figure Number. Indicates the figure number of the illustration in which the item is shown.
- (2) Item Number. The number used to identify each item called out in the illustration.

b. Source, Maintenance, and Recoverability Codes (SMR).

(1) Source Code. Source codes are assigned to support items to indicate the manner of acquiring support items for maintenance, repair, or overhaul of end items. Source codes are entered in the first and second positions of the Uniform SMR Code format as follows:

Code	Definition
PA	Item procured and stocked for anticipated or known usage.
PB	Item procured and stocked for insurance purposes because essentially dictates that a minimum quantity be available in the supply systems.
PC	Item procured and stocked and which otherwise would be coded PA except that it is deteriorate in nature.
PD	Support item, excluding support equipment, procured for initial issue or outfitting and stocked only for subsequent or additional initial issues or outfitting. Not subject to automatic replenishment.
PE	Support equipment procured and stocked for initial issue or outfitting to specified maintenance repair activities.
PF	Support equipment which will not be stocked but which will be centrally procured on demand.

Code	Definition
PG	Item procured and stocked to provide for sustained support for the life of the equipment. It is applied to an item peculiar to the equipment which, because of probable discontinuance or shutdown of production facilities, would prove uneconomical to reproduce at a later time.
KD	An item of a depot overhaul/repair kit and not purchased separately. Depot kit defined as a kit that provides items required at the time of overhaul or repair.
KF	An item of a maintenance kit and not purchased separately. Maintenance kit defined as a kit that provides an item that can be replaced at organizational or intermediate levels of maintenance.
KB	Item included in both a depot overhaul/repair kit and a maintenance kit.
MO	Item to be manufactured or fabricated at organizational level.
MF	Item to be manufactured or fabricated at the direct support maintenance level.
MH	Item to be manufactured or fabricated at the general support maintenance level.
MD	Item to be manufactured or fabricated at the depot maintenance level.
AO	Item to be assembled at organizational level.
AF	Item to be assembled at direct support maintenance level.
AH	Item to be assembled at general support maintenance level.
AD	Item to be assembled at depot maintenance level.

Code	Definition
XA	Item is not procured or stocked because the requirements for the item will result in the replacement of the next higher assembly.
XB	Item is not procured or stocked. If not available through salvage, requisition.
XD	A support item that is not stocked. When required, item will be procured through normal supply channels.

NOTE

Cannibalization or salvage may be used as a source of supply for any items source coded above except those coded XA or XD.

(2) Maintenance Code. Maintenance codes are assigned to indicate the levels of maintenance authorized to use and repair support items. The maintenance codes are entered in the third and fourth positions of the Uniform SMR Code format as follows:

(a) The maintenance code entered in the third position will indicate the lowest maintenance level authorized to remove, replace, and use the support item. The maintenance code entered in the third position will indicate one of the following levels of maintenance.

Code	Application/Explanation
C	Crew or operator maintenance performed within organizational maintenance.
O	Support item is removed, replaced, used at the organizational level.

NOTE

Codes "Z" and "F" will be considered the same by direct support units.

(b) The maintenance code entered in the fourth position indicates whether the item is to be repaired and identifies the lowest maintenance level with the capability to perform complete repair (i.e., all authorized maintenance functions). This position will contain one of the following maintenance codes:

Code	Application/Explanation
O	The lowest maintenance level capable of complete repair of the support item is the organizational level.
Z	Nonreparable. No repair is authorized.
B	No repair is authorized. The item may be reconditioned by adjusting, lubricating, etc., at the user level. No parts or special tools are procured for the maintenance of this item.

(3) Recoverability Code. Recoverability codes are assigned to support items to indicate the disposition action on unserviceable items. The recoverability code is entered in the fifth position of the Uniform SMR Code format as follows:

Recoverability Codes	Definition
Z	Nonreparable item. When unserviceable, condemn and dispose at the level indicated in Position 3.
O	Reparable item. When uneconomically repairable, condemn and dispose at organizational level.
F	Reparable item. When uneconomically repairable, condemn and dispose at the direct support level.
H	Reparable item. When uneconomically repairable, condemn and dispose at the general support level.

D Reparable item. When beyond lower level repair capability, return to depot. Condemnation and disposal not authorized below depot level.

L Reparable item. Repair, condemnation, and disposal not authorized below depot/specialized repair activity level.

A Item requires special handling or condemnation procedures because of specific reasons (i.e., precious metal content, high dollar value, critical material or hazardous material). Refer to appropriate manuals/directives for specific instructions.

c. National Stock Number. Indicates the National Stock Number assigned to the item and will be used for requisitioning purposes.

d. Part Number. Indicates the primary number used by the manufacturer which controls the design and characteristics of the item by means of its engineering drawings, specifications standards, and inspection requirements to identify an item or range of items.

NOTE

When a stock numbered item is requisitioned, the repair part received may have a different part number than the part being replaced.

e. Federal Supply Code for Manufacturer (FSCM). The FSCM is a 5-digit numeric code listed in SB 708-42 which is used to identify the manufacturer, distributor, or Government agency, etc.

f. Description. Indicates the Federal item name and, if required, a minimum description to identify the item. Items that are included in kits and sets are listed below the name of the kit or set with the quantity of each item in the kit or set indicated in the quantity incorporated in unit column. When the part to be used differs

between serial numbers of the same model, the effective serial numbers are shown as the last line of the description. In the Special Tools List, the initial basis of issue (BOI) appears as the last line in the entry for each special tool, TMDE, and support equipment. When density of equipments supported exceeds density spread indicated in the basis of issue, the total authorization is increased accordingly.

g. Unit of Measure (U/M). Indicates the standard of the basic quantity of the listed items as used in performing the actual maintenance function. This measure is expressed by a two character alphabetical abbreviation (e.g., ea, in, pr, etc.). When the unit of measure differs from the unit of issue, the lowest unit of issue that will satisfy the required units of measure will be requisitioned.

h. Quantity Incorporated in Unit. Indicates the quantity of the item used in the breakout shown on the illustration figure, which is prepared for a functional group, subfunctional group, or an assembly. A "V" appearing in this column in lieu of a quantity indicates that no specific quantity is applicable, (e.g., shims, spacers, etc.).

4. Special Information.

Code	Model
A	EIDAL Model ELT9T
B	EDRO Model EP120-LTU

a. Repair parts kits and gasket sets appear as the last entries in the repair parts listing for the figure in which its parts are listed as repair parts or are listed at the end of the repair parts listing for the last figure containing parts of the kit.

b. The following publications pertain to the Laundry Unit and its components.

TM 10-3510-208-12	Operator & Organizational Maintenance Manual.
-------------------	---

c. The illustrations in this manual are identical to those published in TM 10-3510-208-34P. Only those parts assigned the third position SMR maintenance code "C" or "O" are listed in the tabular listing; therefore, there may be a break in the item number sequence. Only illustrations containing organizational authorized items appear in this manual.

5. How to Locate Repair Parts.

a. When National Stock Number or Part Number is Unknown:

(1) First. Using the table of contents, determine the assembly group within which the repair part belongs. This is necessary since illustrations are prepared for assembly groups, and listings are divided into the same groups.

(2) Second. Find the illustration covering the assembly group to which the repair part belongs.

(3) Third. Identify the repair part on the illustration and note the illustration figure and item number of the repair part.

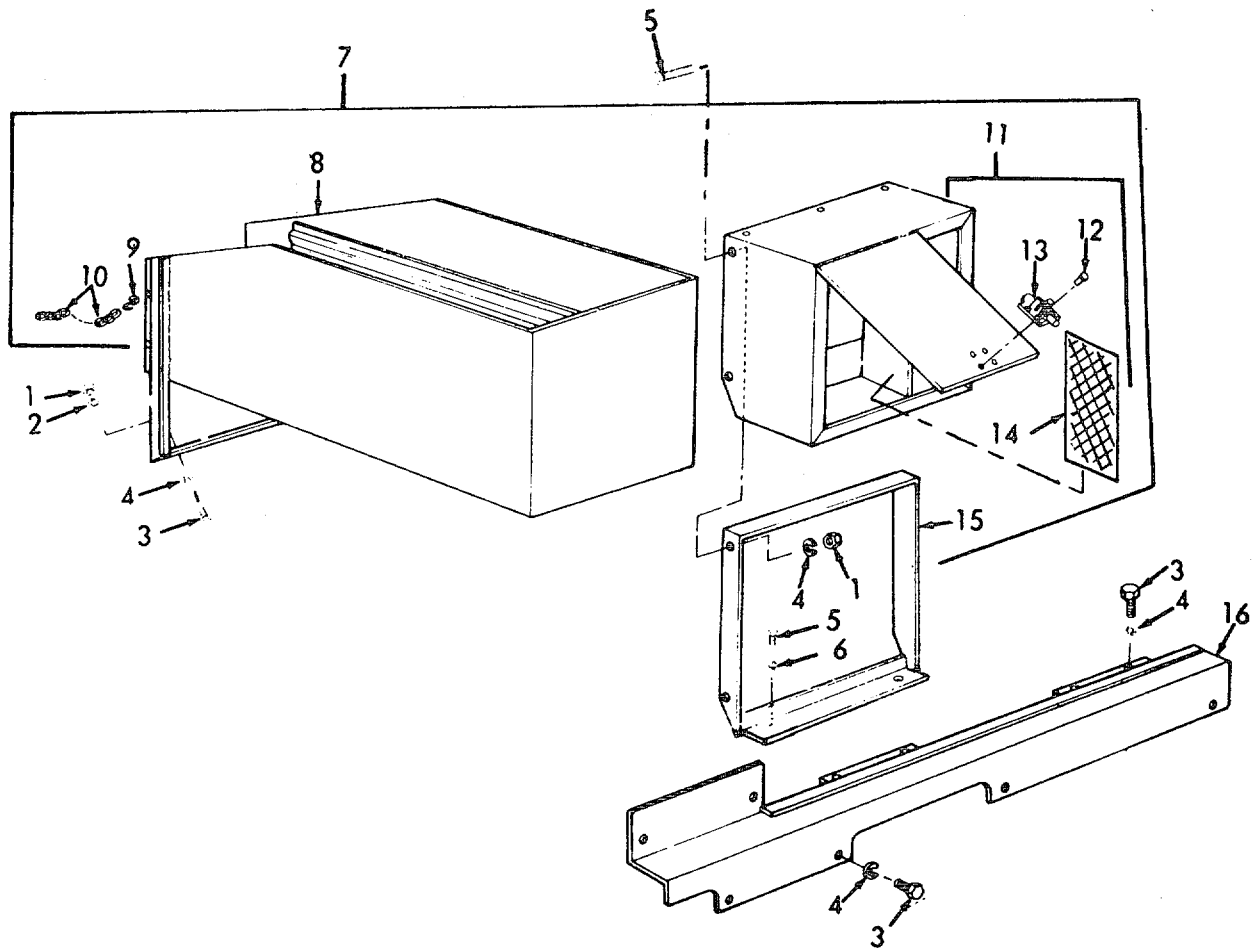
(4) Fourth. Using the Repair Parts Listings, find the figure and item number noted on the illustration.

b. When National Stock Number or Part Number is Known.

(1) First. Using the Index of National Stock Numbers and Part Numbers, find the pertinent National Stock Number or part number. This index is in ascending NSN sequence followed by a list of part numbers in ascending alphanumeric sequence, cross-referenced to the illustration figure number and item number.

(2) Second. After finding the figure and item number, locate the figure and item number in the repair parts list.

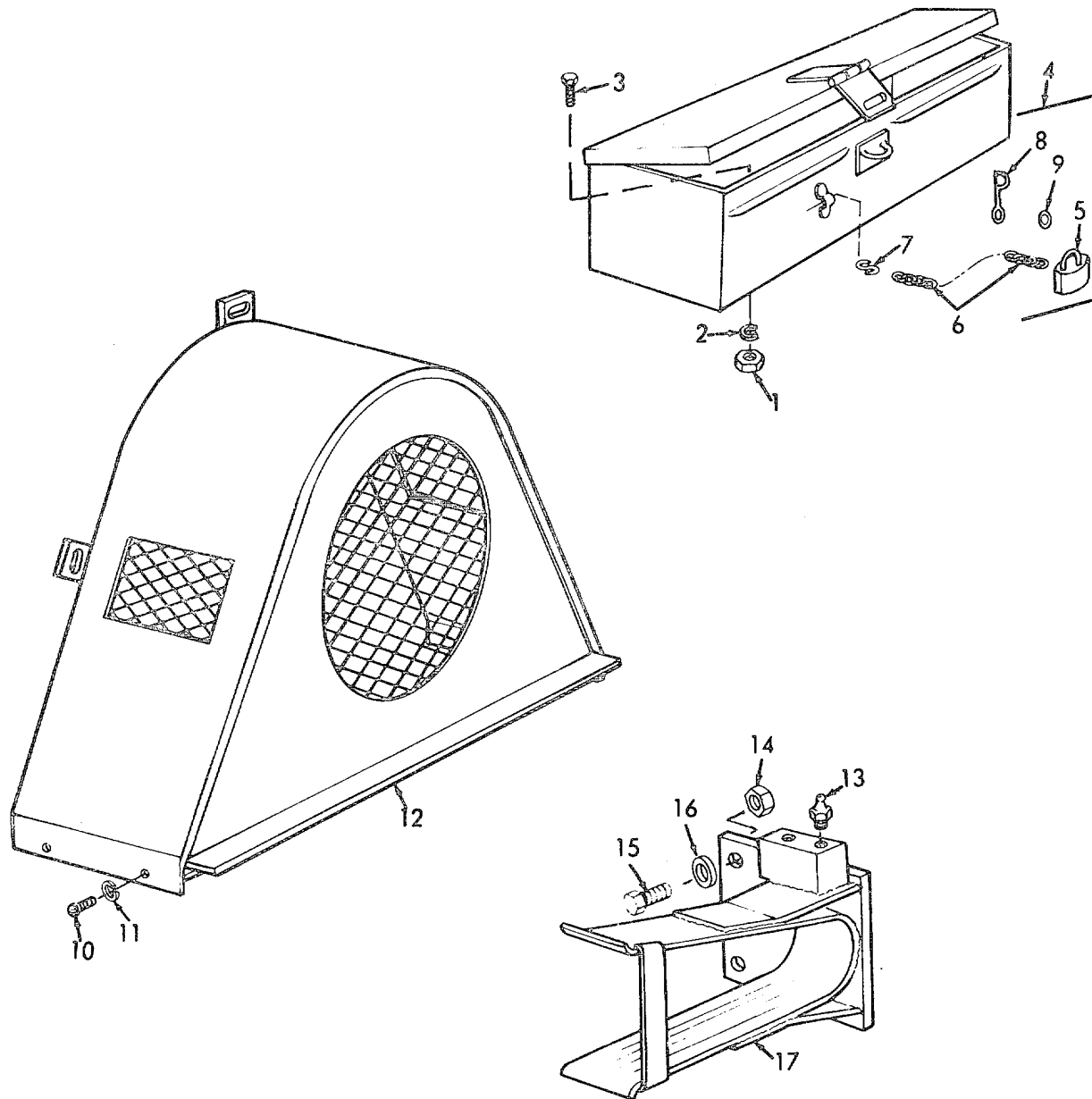
SECTION II
REPAIR PARTS LIST



TS 3510-208-20P/1

Figure 1. Drain Bin, Storage Cylinder Box and Hose Guard.

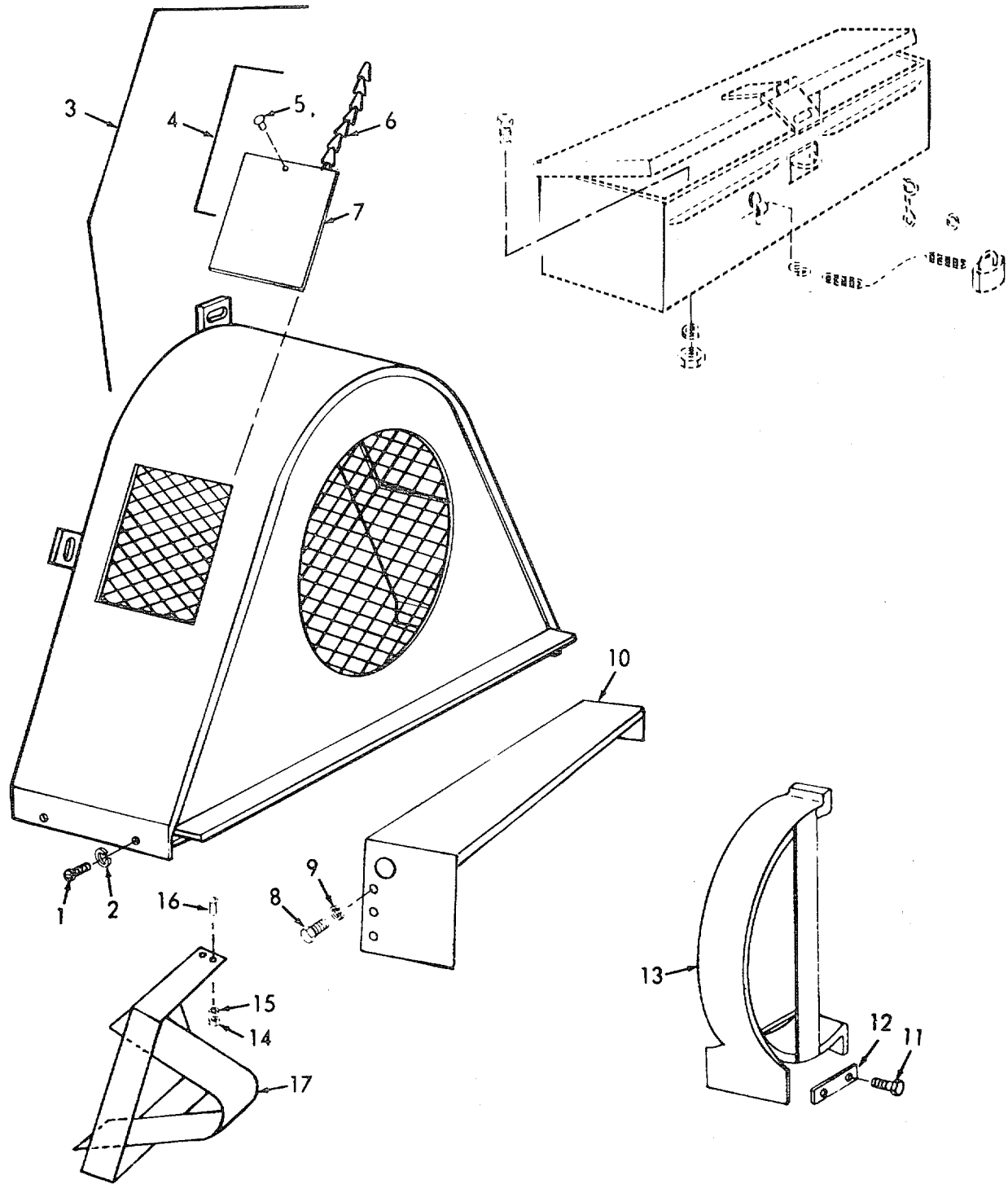
(1) ILLUSTRATION		(2)	(3)	(4)	(5)	(6)	(7)	(8)
(a) FIG NO.	(b) ITEM NO.	SMR CODE	NATIONAL STOCK NUMBER	PART NUMBER	FSCM	DESCRIPTION Usable on Code	U/M	QTY INC IN UNIT
						GROUP 01 - HOSE GUARD, DRAIN BIN AND STORAGE CYLINDER BOX		
1	1	PAOZZ	5310-00-297-3251	MSS5310-9	08288	NUT, PLAIN, HEXAGON.DRAIN BIN SUPPORT AND STORAGE ASSEMBLY MTG	EA	18
1	2	PAOZZ	5310-00-579-3454	MSS5310-31	08288	WASHER, FLAT DRAIN BIN AND HOSE GUARD MTG	EA	6
1	3	PAOZZ	5305-00-562-6572	571740-4H16	73030	SCREW, CAP, HEXAGON HEAD. DRAIN BIN AND HOSE GUARD MTG	EA	15
1	4	PAOZZ	5310-00-010-3319	X201	25051	WASHER, LOCK DRAIN BIN, STORAGE BIN AND HOSE GUARD MTG	EA	20
1	5	PAOZZ	5305-00-068-0500	MS90725-3	96906	SCREW., CAP, HEXAGON HEAD SUPPORT ASSEMBLY AND STORAGE BIN	EA	3
1	6	PAOZZ	5310-00-209-0786	MS35335-33	96906	WASHER, LOCI(, EXTERNAL TOOTH SUPPORT ASSEMBLY MTG SCREW	EA	3
1	7	XBOOO		6-1-1900-26A	81337	DRAIN BIN AND CYLINDER STORAGE ASSEMBLY	EA	1
1	8	XAOZZ		6-1 1916-26-4A	81337	BIN ASSEMBLY, DRAIN	EA	1
1	9	PAOZZ	4030-00-281-1683	MSS4030-6	08288	HOOK. CHAIN, S DRAIN BIN	EA	4
1	10	PAOZZ	4010-00-221-0738	6-1-1916-26-26A	81337	CHAIN, WELDED. DRAIN BIN, 14-1/2 IN REQUIRED FOR EACH CHAIN	FT	V
1	11	XBOZZ		6-1-1916-26-9A	81337	BOX, STORAGE CYLINDER	EA	1
1	12	PAOZZ	5320-00-061-8213	MS20613-4P3	96906	RIVET, SOLID. LATCH MTG, STORAGE CYLINDER, UNIVERSAL HEAD, 1/8 IN DIA X 3/16 IN LG STEEL	EA	4
1	13	PAOZZ	5340-00-664-1364	6-1-1918-26-16A	81337	LATCH AND BOLT STORAGE ASSEMBLY DOOR	EA	1
1	14	PAOZZ	5330-00-933-7246	6-1-1918-26-27A	81337	FELT, SHEET, 36 IN.REQUIRED	FT	V
1	15	XBOZZ		6-1-1916-26-1A	81337	SUPPORT, DRAIN BIN	EA	1
1	16	XBOZZ		6-1-1900-81A	81337	GUARD, HOSE	EA	1



TS 3510-208-20P/2

Figure 2. Tool Box, Main Drive Guard and Jackshaft Guard, EIDAL Model ELT9T.

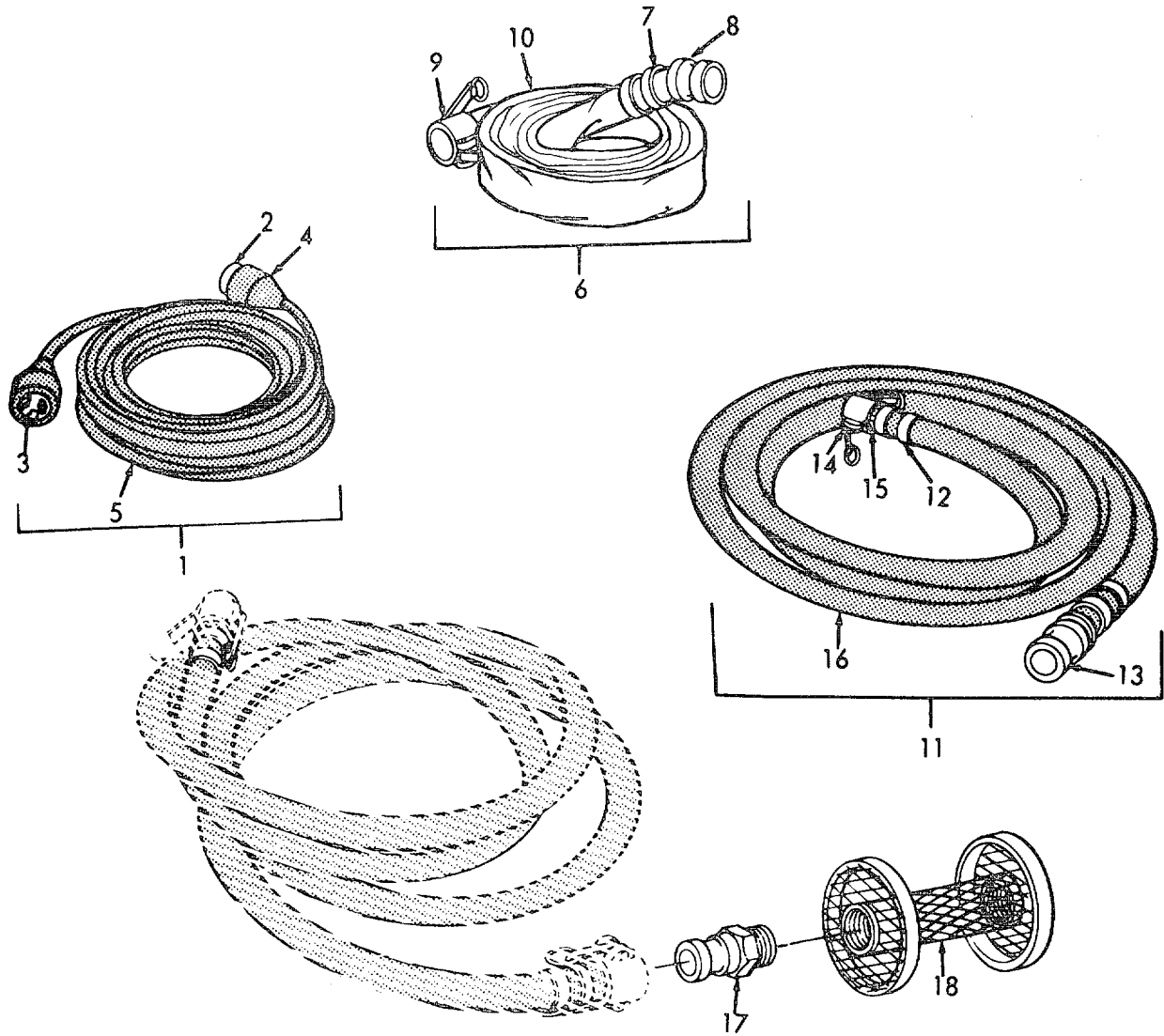
(1) ILLUSTRATION		(2)	(3)	(4)	(5)	(6) DESCRIPTION	(7)	(8)
(a) FIG NO.	(b) ITEM NO.	SMR CODE	NATIONAL STOCK NUMBER	PART NUMBER	FSCM	Usable on Code	U/M	QTY INC IN UNIT
						GROUP 02 - TOOL BOX, MAIN GUARD AND JACKSHAFT GUARD		
2	1	PAOZZ	5310-00-655-9335	M35690606	96906,	NUT, PLAIN, HEXAGON TOOL BOX MTG	EA	4
2	2	PAOZZ	5310-00-012-0382	MSS5310-61	08288	WASHER, LOCK TOOL BOX MTG	EA	4
2	3	XBOZZ		6-1-2518-148-10A	81337	BOLT, HEXAGON HEAD TOOL BOX MTG	EA	4
2	4	XBOOO		6-1-1900-48A	81337	TOOL BOX	EA	1
2	5	PAOZZ	5340-00-582-2741	EPA	38797	LOCK TOOL BOX, 1-3/4 INEA	1	
2	6	PAOZZ	4010-00-221-0738	6-1-1916-26-26A	81337	CHAIN, WELDED, TWISTED LINK, 20 IN REQUIRED	FT	V
2	7	PAOZZ	4030-00-281-1683	6-1-1916-26-28A	81337	HOOK, CHAIN' TOOL BOX CHAIN	EA	1
2	8	XBOZZ		6-1-2518-148-16A	81337	HOOK, SNAP SWIVEL	EA	1
2	9	XBOZZ		6-1-2518-148-14A	81337	RING, 3/4 IN ID NO 10 WIRE	EA	1
2	10	PAOZZ	5305-00-042-3437	6-1-1929-88A	81337	SCREW, CAP, HEXAGON HEAD GUARD MTG	EA	4
2	11	XBOZZ		6-1-1929-89A	81337	WASHER, LOCK GUARD MTG	EA	4
2	12	PBOZZ	3510-00-460-6072	6-1-1974-50A	81337	GUARD, MAIN DRIVE BELT	EA	1
2	13	PAOZZ	4730-00-172-0049	1650	70270	FITTING, LUBRICATION JACKSHAFT	EA	2
2	14	PAOZZ	5310-00-050-3389	6-1-2981-33-100A	81337	NUT, SELF-LOCKING, HEXAGON JACKSHAFT GUARD MTG	EA	2
2	15	PAOZZ	5305-00-716-8182	MS35292-114	96906	SCREW, CAP, HEXAGON HEAD JACKSHAFT GUARD MTG	EA	2
2	16	PAOZZ	5310-00-595-6521	6-1-2981-33-104A	81337	WASHER, FLAT JACKSHAFT GUARD MTG	EA	1
2	17	PBOZZ	3510-00-133-5531	6-1-1936-33-30A	81337	GUARD, JACKSHAFT	EA	1



TS 3510-208-20P/3

Figure 3. Tool Box, Main Drive Guard, Main Drive Assembly Guard and Jackshaft Guards, EDRO Model EP120-LTU.

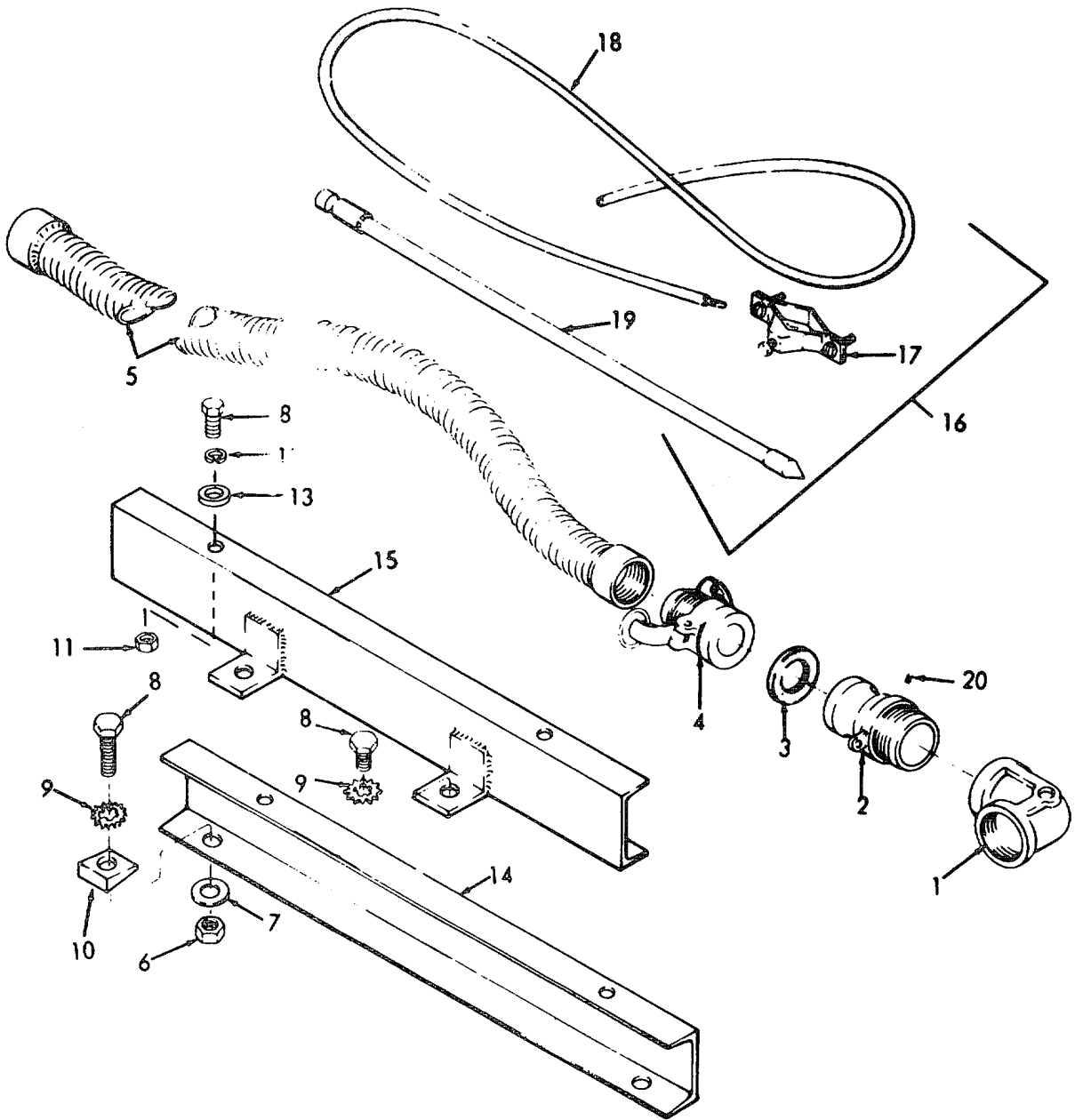
(1) ILLUSTRATION		(2)	(3)	(4)	(5)	(6) DESCRIPTION	(7)	(8)
(a) FIG NO.	(b) ITEM NO.	SMR CODE	NATIONAL STOCK NUMBER	PART NUMBER	FSCM	Usable on Code	U/M	QTY INC IN UNIT
3	1	PAOZZ	5305-00-042-3437	6-1-1929-88A	81337	SCREW, CAP, HEXAGON HEAD. GUARD MTG	EA	7
3	2	XBOZZ		6-1-1929-89A	81337	WASHER, LOCK GUARD MTG	EA	7
3	3	PBOOO	351000-460-6072	6-1-1974-50A	81337	GUARD, MAIN DRIVE BELT	EA	1
3	4	XBOZZ		6-1-1974-50-17A	81337	ACCESS DOOR ASSEMBLY	EA	1
3	5	XBOZZ		6-1-1974-50-22A	81337	RIVET, ROUND HEAD, 3/32 DIA 5/16 LG SASH CHAIN MTG	EA	1
3	6	PAOZZ	4010-00-221-0738	6-1-1916-26-26A	81337	CHAIN, WELDED, TWIST AND LINK, 10 IN REQUIRED	FT	V
3	7	XBOZZ		6-1-1974-50-18A	81337	DOOR, ACCESS	EA	1
3	8	XBOZZ		6-1-1929-95A	81337	SCREW, CAP, HEXAGON HD, 1/4 X 20 UNC-2A X 3/4 LG. MAIN DRIVE GUARD MTG	EA	6
3	9	XBOZZ		6-1-1929-96A	81337	WASHER, LOCK, MEDIUM, 1/4 IN. MAIN DRIVE GUARD MTG	EA	6
3	10	PBOZZ		6-1-1929-94A	81337	MAIN DRIVE GUARD ASSEMBLY	EA	1
3	11	PAOZZ	5305-00-269-3211	MS90725-60	96906	SCREW, CAP, HEXAGON HEAD BELT GUARD PLATE	EA	2
3	12	XBOZZ		6-1-2988-33-56A	01551	PLATE, LOCK BELT GUARD, EXTRACTOR	EA	1
3	13	PBOZZ	3510-00-460-6071	6-1-2988-33-37A	01551	GUARD, BELT, EXTRACTOR	EA	1
3	14	XBOZZ		6-1-2981-33-133A	81337	NUT, HEXAGON, NO 10-24 UNC-2B: NO. 2 JACKSHAFT BELT GUARD AY MTG	EA	4
3	15	XBOZZ		6-1-2981-33-134A	81337	WASHER, LOCK, SPLIT, NO 10' NO 2 JACKSHAFT BELT GUARD AY MTG	EA	4
3	16	XBOZZ		6-1-2981-33-89A	81337	SCREW,, MACHINE GUARD MTG	EA	4
3	17	XBOZZ		6-1-2981-33-37A	81337	GUARD ASSEMBLY, NO 2 JACKSHAFT BELTS	EA	1



TS 3510-208-20P/4

Figure 4. Strainer, Suction, Hose, Drain Hose and Cable.

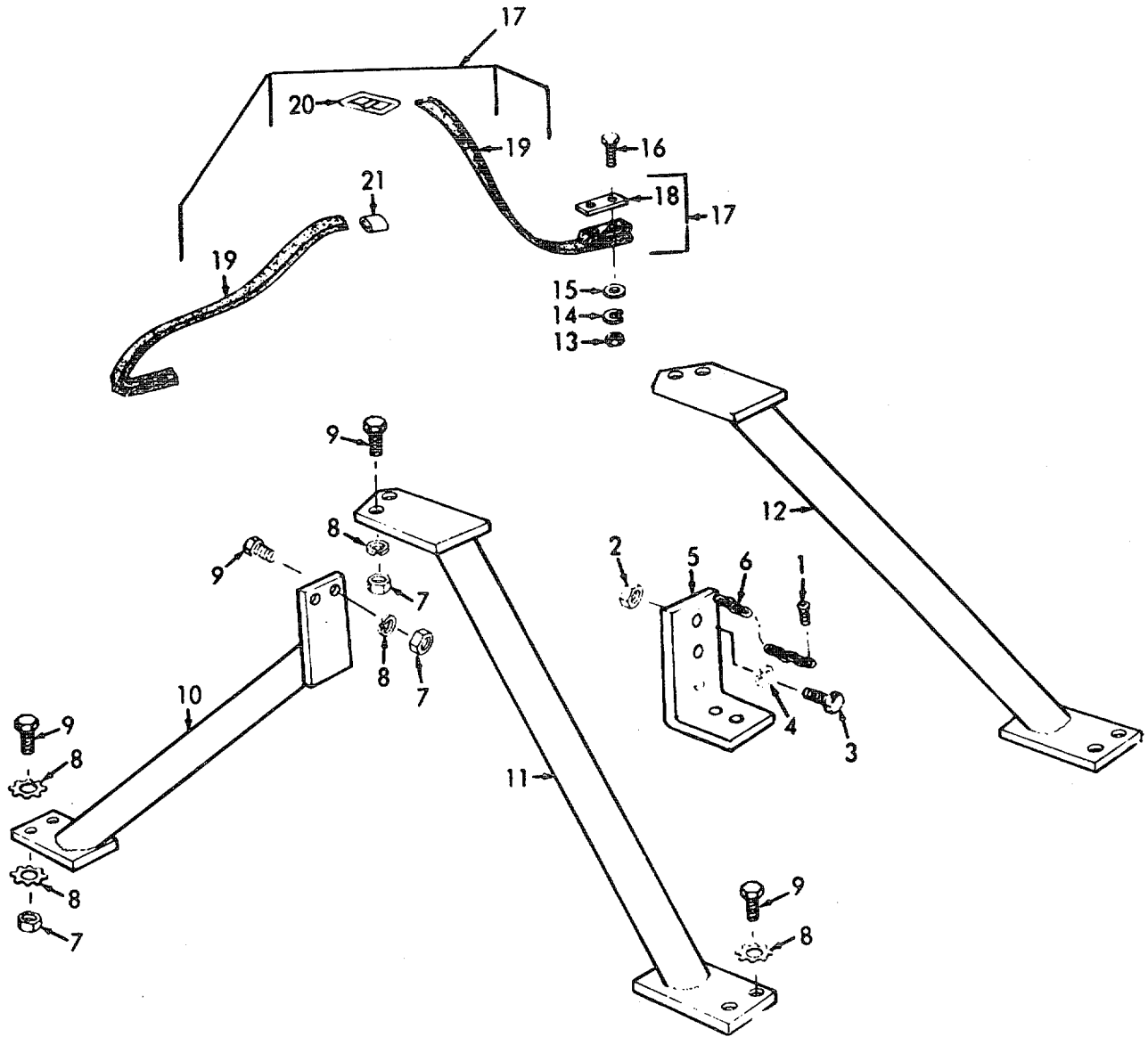
(1) ILLUSTRATION		(2)	(3)	(4)	(5)	(6) DESCRIPTION	(7)	(8)
(a) FIG NO.	(b) ITEM NO.	SMR CODE	NATIONAL STOCK NUMBER	FSCM	PART NUMBER	Usable on Code	U/M	QTY INC IN UNIT
4	1	MOOOO		81337	6-1-746-9A	GROUP 03 - HOSES AND CABLE CABLE, SPECIAL PURPOSE MANUFACTURE FROM:	EA	2
4	2	PAOZZ	5935-01-040-1265	81348	W-C-596142-1	CONNECTOR, PLUG, ELECTRICAL	EA	2
4	3	PAOZZ	5935-00-5814099	74545	7411G	CONNECTOR, PLUG, ELECTRICAL	EA	2
4	4	PAOZZ	5935-00-284-3366	74545	7541	COVER, ELECTRICAL	EA	4
4	5	PAOZZ	6145-00-519-2821	81337	6-1-746-11A	CABLE, POWER, ELECTRICAL, 25 FT. REQUIRED FOR EACH CABLE	FT	V
4	6	MOOOO		81337	6-1-746-8-A	HOSE, FIRE MANUFACTURE FROM:	EA	2
4	7	PAOZZ	4730-00-D055-8704	08484	QS100M28S	CLAMP, HOSE: FIRE HOSE	EA	8
4	8	PAOZZ	4730-00-948-1722	96906	MS27025-9	COUPLING, HALF, QUICK DISCONNECT	EA	2
4	9	PAOZZ	4730-00-360-0592	96906	MS27021-9	COUPLING, HALF, QUICK DISCONNECT	EA	2
4	10	PAOZZ	4720-00-229-0661	81337	6-1-646-8-1A	HOSE, FIRE, RUBBER, 25 FT. REQUIRED FOR EACH HOSE	FT	V
4	11	MOOOO		81337	6-1-746-7A	HOSE ASSEMBLY, DRAIN AND SUCTION MANUFACTURE FROM:	EA	2
4	12	PAOZZ	4730-00-055-8704	08484	QSIOO1M28S	CLAMP, HOSE	EA	8
4	13	PAOZZ	4730-00-950-9646	96906	MS20725-10	COUPLING	EA	2
4	14	PAOZZ	4730-00-949-8291	96906	MS27021-10	COUPLING	EA	2
4	15	PAOZZ	4730-00-360-0595	96906	MS27030-5	GASKET: COUPLING	EA	4
4	16	PAOZZ	472000-707-1106	81337	6-1-746-7-1A	HOSE, SUCTION, RUBBER, 25 FT. REQUIRED	FT	V
4	17	PAOZZ	4730-00-360-0589	96906	MS27022-9	COUPLING, HALF, QUICK DISCONNECT	EA	2
4	18	PAOZZ	4730-00-707-6626	79466	47416	STRAINER: SUCTION HOSE	EA	1



TS 3610-208-20P/5

Figure 5. Generator Mounting Frame, Exhaust Duct and Ground Rod.

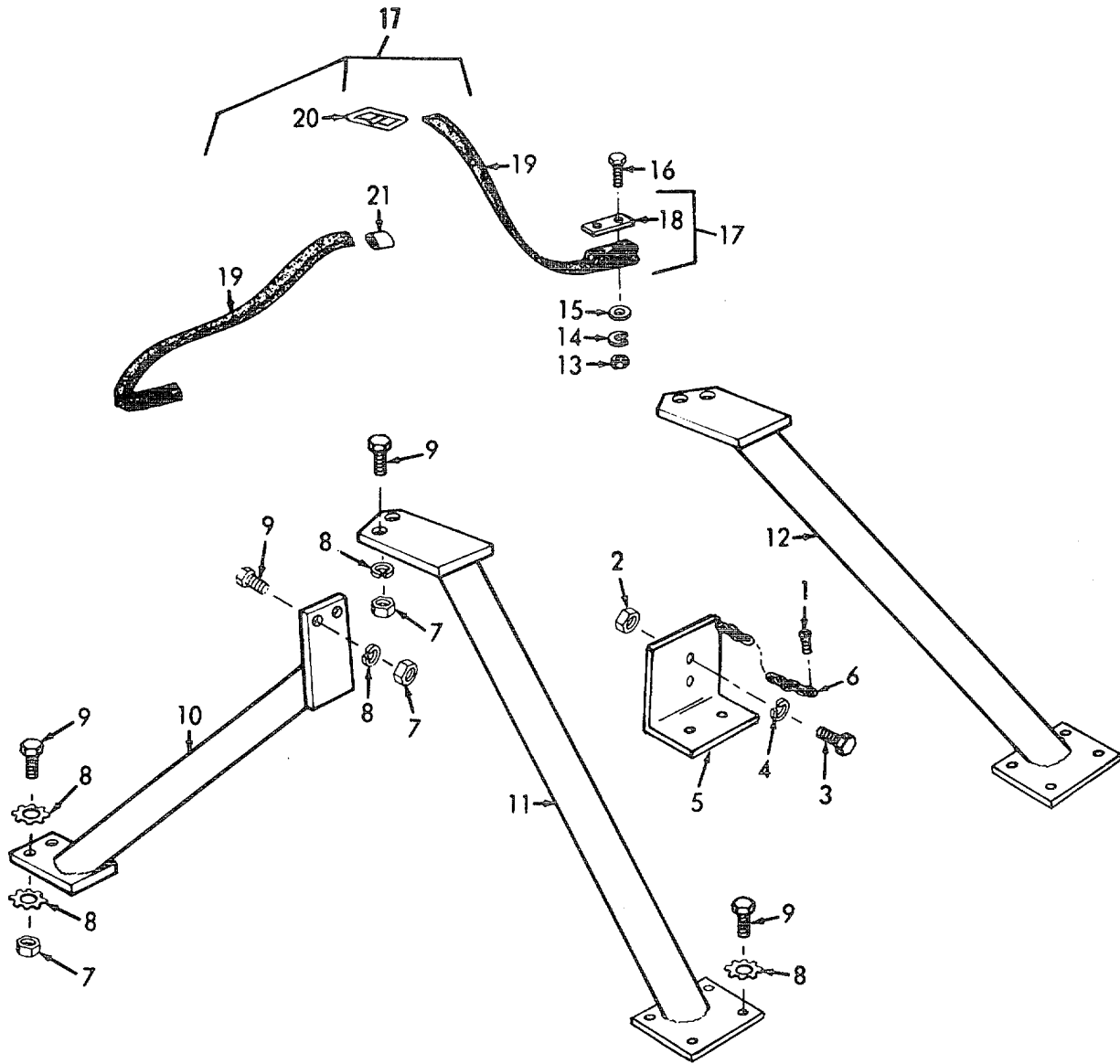
(1) ILLUSTRATION		(2)	(3)	(4)	(5)	(6) DESCRIPTION	(7)	(8)
(a) FIG NO.	(b) ITEM NO.	SMR CODE	NATIONAL STOCK NUMBER	FSCM	PART NUMBER	Usable on Code	U/M	QTY INC IN UNIT
5	1	PAOZZ	4730-00-933-7925	81337	6-1-1900-139A	GROUP 04- GENERATOR MOUNTING FRAME, EXHAUST DUCT AND GROUND ROD		
5	2	PAOZZ	4730-00491-0030	96906	MS27022-8	ELBOW, PIPE: GENERATOR EXHAUST DUCT, 90 DEG. 150 LB. 1-1/4 NPT, FEMALE MODIFIED, CRES.	EA	1
5	3	PAOZZ	5330-00-776-7568	81337	6-1-1900-145A	COUPLING HALF, BRONZE: 1-1/4 IN.	EA	1
5	4	PAOZZ	4730-00491-0032	96906	MS270228	GASKET, GENERATOR EXHAUST DUCT: ASBESTOS COPPER	EA	1
5	5	PAOZZ	4720-00-9034148	81337	6-1-1900-113A	COUPLING HALF: BRONZE: 1-1/4 IN.	EA	1
5	16	PBOZZ	5975-00878-3791	81337	MIL-R-11461	DUCT, EXHAUST, GENERATOR	EA	1
5	17	PBOZZ	5975-00-924-9927	73616	GRB58	ROD ASSEMBLY, GROUND	EA	1
5	18	PBOZZ	5975-00-794-2523	73616	GRC58KNURLED	STUD, DRIVE HEAD	EA	1
5	19	PBOZZ	5999-00-186-3912	61882	HDC58	COUPLING	EA	3
5	20	PAOZZ	5975-01-143-7340	566B1	HLP1053A	CLAMP	EA	1
5	21	PBOZZ	6145-00-189-6695	81348	J-C-30	ROD, GROUND (3 SECTIONS)	EA	1
5	22	PADZZ	5940-00-271-9504	01667	CBA-70	WIRE, COPPER #46 AWG, 24 FT	FT	24
5	23	PAOZZ	5305-00-249-0511	81337	6-1-1900-142A	TERMINAL, GROUND	EA	A
						SETScrew, SOCKET HEAD: GENERATOR EXHAUST DUCT	EA	2



TS 3510-208-20P/6

Figure 6. Washer-Extractor Tiedown Bars and Supports , EIDAL Model ELT9T

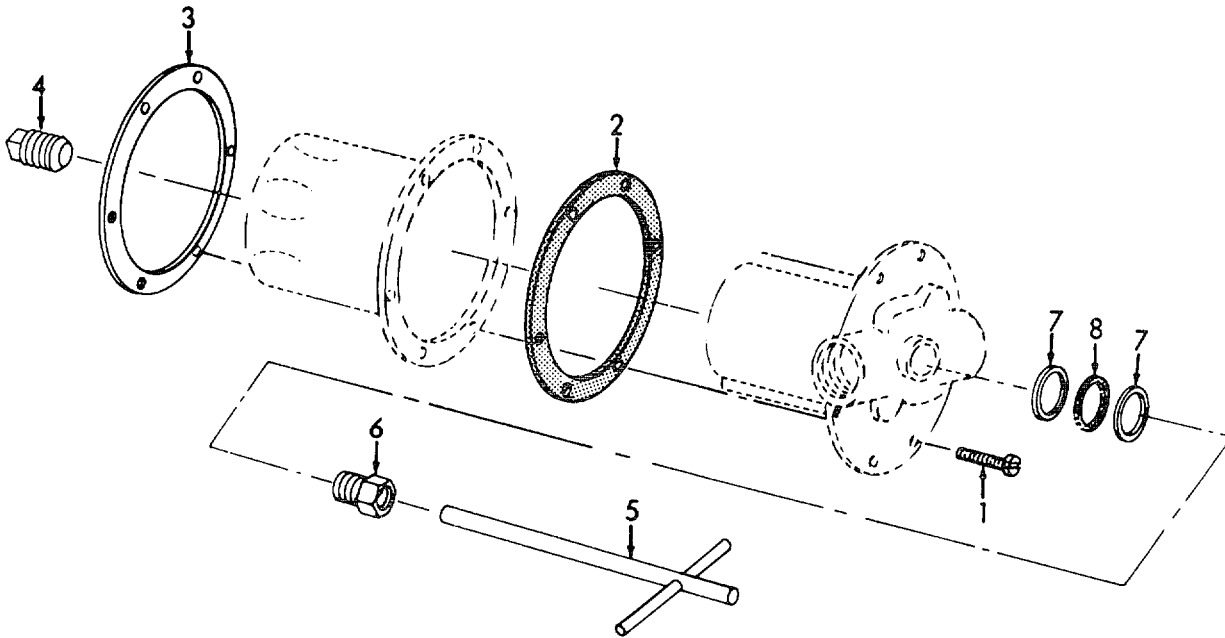
(1) ILLUSTRATION		(2)	(3)	(4)	(5)	(6) DESCRIPTION	(7)	(8)
(a) FIG NO.	(b) ITEM NO.	SMR CODE	NATIONAL STOCK NUMBER	FSCM	PART NUMBER	Usable on Code	U/M	QTY INC IN UNIT
						GROUP 05 - WASHER-EXTRACTOR TIEDOWN BAR AND SUPPORTS		
6	1	PAOZZ	5305-00-016-9740	81337	6-1-1929-61A	SCREW, PAN HEAD FRONT TIEDOWN BAR CHAIN MTG, 10-24 UNC-2A, 5/16 IN LG	A EA	1
6	2	XBOZZ	5310-00-832-9719	96906	MS-51922-61	NUT, PLAIN, HEXAGON HEAD. 3/4 IN SELF LOCKING	A EA	2
6	3	PAOZZ	5305-00-938-1539	96906	MS-90728-187	SCREW, CAP, HEXAGON HEAD 10-UNC-2B, 3/4 IN 10-UNC-2A, 21N LG	A EA	4
6	4	PAOZZ	5310-00-820-6653	96906	MS-35338-50	WASHER, LOCK FRONT TIEDOWN BAR MTG SCREW	A EA	4
6	5	XBOZZ		81337	6-1-1971-48-1A	BAR, TIEDOWN FRONT, WASHER EXTRACTOR	A EA	1
6	6	PAOZZ		81337	6-1-1971-48-2A	CHAIN, SASH, 10 IN LG FRONT TIEDOWN BAR	A EA	1
6	7	XBOZZ	5310-00-924-5897	96906	MS-51971-8	NUT, PLAIN, HEXAGON SUPPORT, WASHER EXTRACTOR MTG	A EA	8
6	8	PAOZZ	5310-00-584-7888	81337	6-1-1900-123A	WASHER, STAR SUPPORT, WASHER EXTRACTOR MTG	A EA	18
6	9	PAOZZ	5305-00-900-1118	96906	MS90728-185	SCREW, CAP, HEXAGON HEAD. SUPPORT, WASHER EXTRACTOR MTG	A EA	2
6	10	XBOZZ		81337	6-1-1981-119A	SUPPORT, WASHER EXTRACTOR	A EA	1
6	11	XBOZZ	5310-00-924-5827	81337		SUPPORT, WASHER EXTRACTOR	A EA	1
6	12	XBOZZ		81337	6-1-1981-121A	SUPPORT, TRANSPORT, WASHER EXTRACTOR	A EA	1
6	13	PAOZZ	5310-00-934-9758	95906	MS35649-202	NUT, PLAIN, HEXAGON RETAINER MTG SCREW	A EA	8
6	14	PAOZZ	5310-00-834-7606	81337	6-1-1978-1124-7A	WASHER, LOCK RETAINER MTG SCREW	A EA	8
6	15	PAOZZ	5310-00-350-4989	81337	6-1-1978-28-3A	WASHER, FLAT RETAINER MTG SCREW	A EA	8
6	16	PAOZZ	5305-00-018-6742	81337	6-1-1978-124A	SCREW, CAP, HEXAGON HEAD RETAINER MTG	A EA	8
6	17	PBOOO	3510-00-411-2658	81337	6-1-1978-28A	RETAINER ASSEMBLY, STRAP AIR HEATER EXHAUST DUCT A IN TRANSIT	A EA	2
6	18	XBOZZ		81337	6-1-1978-124-1A	PLATE, RETAINER, STRAP	A EA	4
6	19	XDOZZ		81337	6-1-1978-124-4A	STRAP RETAINER	A EA	4
6	20	XBOZZ		81337	6-1-1978-124-5A	BUCKLE, TONGUE LESS RETAINER STRAP	A EA	2
6	21	XBOZZ	5340-00-297-6833	81337	6-1-1978-124-2A	CLIP, END BALL RETAINER STRAP	A EA	2



TS 3510-208-20P/7

Figure 7. Washer-Extractor Tiedown Bars and Supports EDRO Model EP120-LTU.

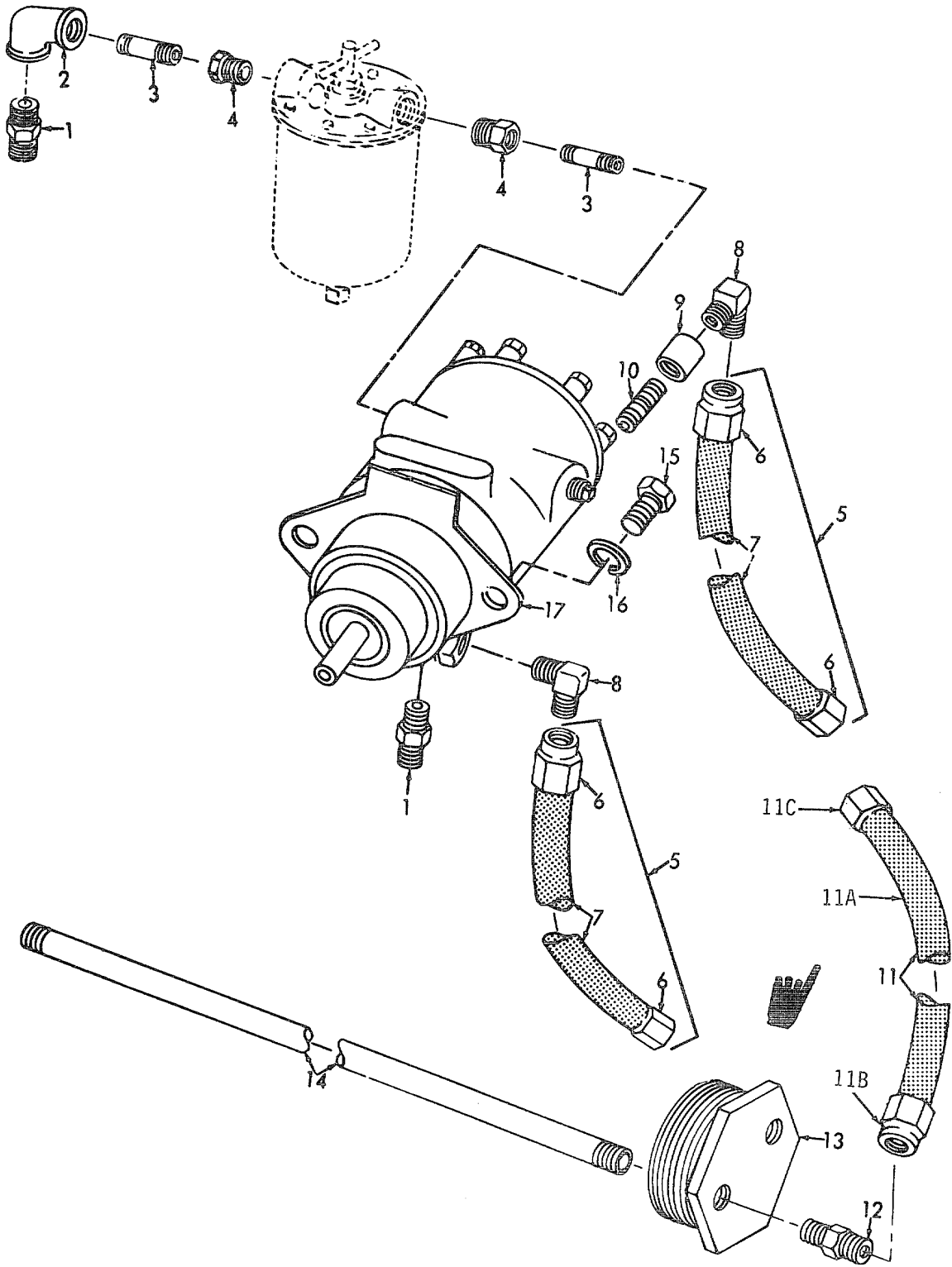
(1) ILLUSTRATION		(2)	(3)	(4)	(5)	(6) DESCRIPTION	(7)	(8)
(a) FIG NO.	(b) ITEM NO.	SMR CODE	NATIONAL STOCK NUMBER	FSCM	PART NUMBER	Usable on Code	U/M	QTY INC IN UNIT
7	1	PAOZZ	5305-00-016-9740	81337	6-1-1929-61A	SCREW, PAN HEAD FRONT TIEDOWN BAR CHAIN MTG. 10-24 UNC-2A, 5/16 IN. LG	B EA	1
7	2	XBOZZ		81337	61-1929-87A	NUT, PLAIN, HEXAGON. FRONT TIEDOWN BAR MTG	B EA	2
7	3	PAOZZ	5305-00-051-0827	81337	6-1-1929-86A	SCREW, CAP, HEXAGON HEAD' FRONT TIEDOWN BAR MTG	B EA	4
7	4	PAOZZ	5310-00-820-6653	81337	6-1-1929-67A	WASHER, LOCK: FRONT TIEDOWN BAR MTG SCREW	B EA	4
7	5	XBOZZ		01551	6-1-1971-48-11	BAR, TIEDOWN FRONT, WASHER EXTRACTOR	B EA	1
7	6	PAOZZ		81337	6-1-1971-48-2A	CHAIN, SASH, 10 IN LG' FRONT TIEDOWN BAR	B EA	1
7	7	XBOZZ	5310-00-761-5707	81337	6-1-1900-157A	NUT, PLAIN HEXAGON SUPPORT MTG OR MS5196822 (96906)	B EA	8
7	8	PAOZZ	5310-00-584-7888	81337	6-1-1900-123A	WASHER, LOCK TIEDOWN BAR MTG	B EA	18
7	9	PAOZZ	5305-00-900-1118	96906	MS90728-185	SCREW, CAP, HEXAGON HEAD SUPPORT	B EA	16
7	10	XBOZZ		01551	6-1-1981-119	SUPPORT, WASHER EXTRACTOR	B EA	1
7	11	XBOZZ		01551	6-1-1981-120	SUPPORT, WASHER EXTRACTOR	B EA	1
7	12	XBOZZ		01551	6-1-1981-121	SUPPORT, TRANSPORT, WASHER EXTRACTOR	B EA	1
7	13	PAOZZ	5310-00-934-9758	96906	MS35649-202	NUT, PLAIN, HEXAGON RETAINER MTG SCREW	B EA	8
7	14	PAOZZ	5310-00-834-7606	81337	6-1-1978-1124-7A	WASHER, LOCK RETAINER MTG SCREW	B EA	8
7	15	PAOZZ	5310-00-350-4989	81337	6-1-1978-28-3A	WASHER, FLAT RETAINER MTG SCREW	B EA	8
7	16	PAOZZ	5305-00-018-6742	81337	6-1-1978-124A	SCREW, CAP, HEXAGON HEAD. RETAINER MTG	B EA	2
7	17	PBOOO	3510-00-411-2658	81337	6-1-1978-28A	RETAINER ASSEMBLY, STRAP. AIR HEATER EXHAUST DUCT IN TRANSIT	B EA	2
7	18	XBOZZ		81337	6-1-1978-124-1A	PLATE RETAINER, STRAP	B EA	4
7	19	XBOZZ		81337	6-1-1978-124-4A	STRAP, RETAINER	B EA	4
7	20	XBOZZ		81337	6-1-1978-124-5A	BUCKLE, TONGUELESS RETAINER STRAP	B EA	2
7	21	XBOZZ		81337	6-1-1978-124-2A	CLIP, END BALL RETAINER STRAP	B EA	2



TS 3510-208-20P/8

(1) ILLUSTRATION		(2)	(3)	(4)	(5)	(6) DESCRIPTION	(7)	(8)
(a) FIG NO.	(b) ITEM NO.	SMR CODE	NATIONAL STOCK NUMBER	PART NUMBER	FSCM	Usable on Code	U/M	QTY INC IN UNIT
						GROUP 06 - FUEL FILTER, TUMBLER BURNER		
8		PAOZZ	4330-00-640-5820	D512706-2	15472	FILTER, FUEL TUMBLER	EA	1
8	1	PAOZZ	5305-00-016-9525	MBOESG169525	96906	SCREW. SELF-TAPPING. FILTER HEAD MTG, 12-24 THD SIZE. 5/8 IN. LG	CA	6
8	2	PAOZZ	5330-00-360-5303	32849-31	15472	GASKET, HEAD, FILTER	EA	1
8	3	XBOZZ		28329-00	15472	RING, FILTER HEAD	EA	1
8	4	XBOZZ		23570-31	15472	PLUG. DRAIN. FILTER	EA	1
8	5	XBOZZ		31582-32	15472	HANDLE, FILTER	EA	1
8	6	PAOZZ	4730-00-293-7971	32158-31	15472	BUSHING, MACHINE THREAD	EA	1
a	7	XBOZZ		32059-31	15472	WASHER, RECESSED	EA	2
8	8	PAOZZ	5330-00-351-6427	32058-31	15472	PACKING. PREFORMED	EA	1

Figure 8. Fuel Filter, Tumbler Burner.

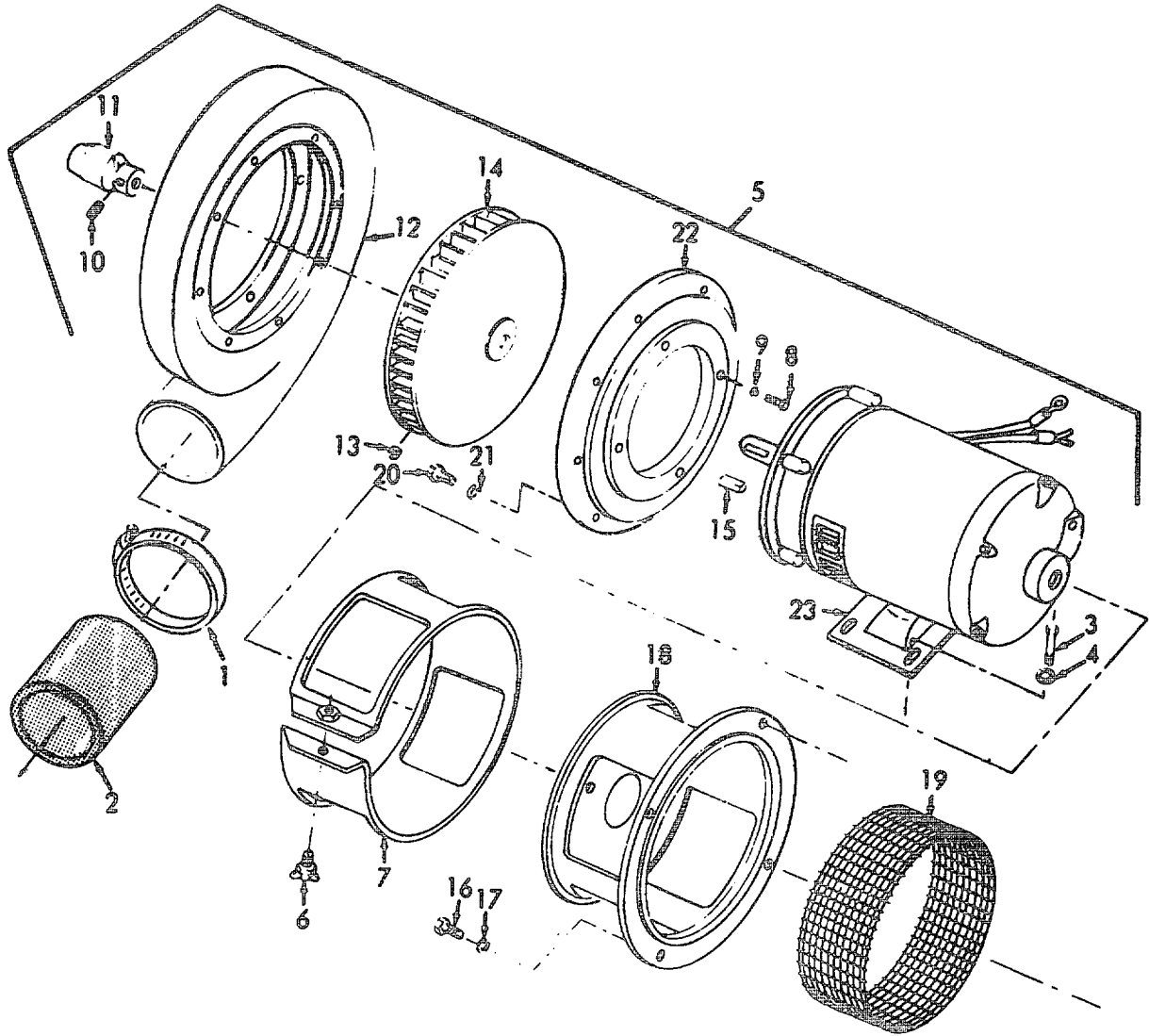


TS 3510-208-20P/9

Figure 9. Tumbler Fuel Pump and Filter Fittings.

2-16 Change 5

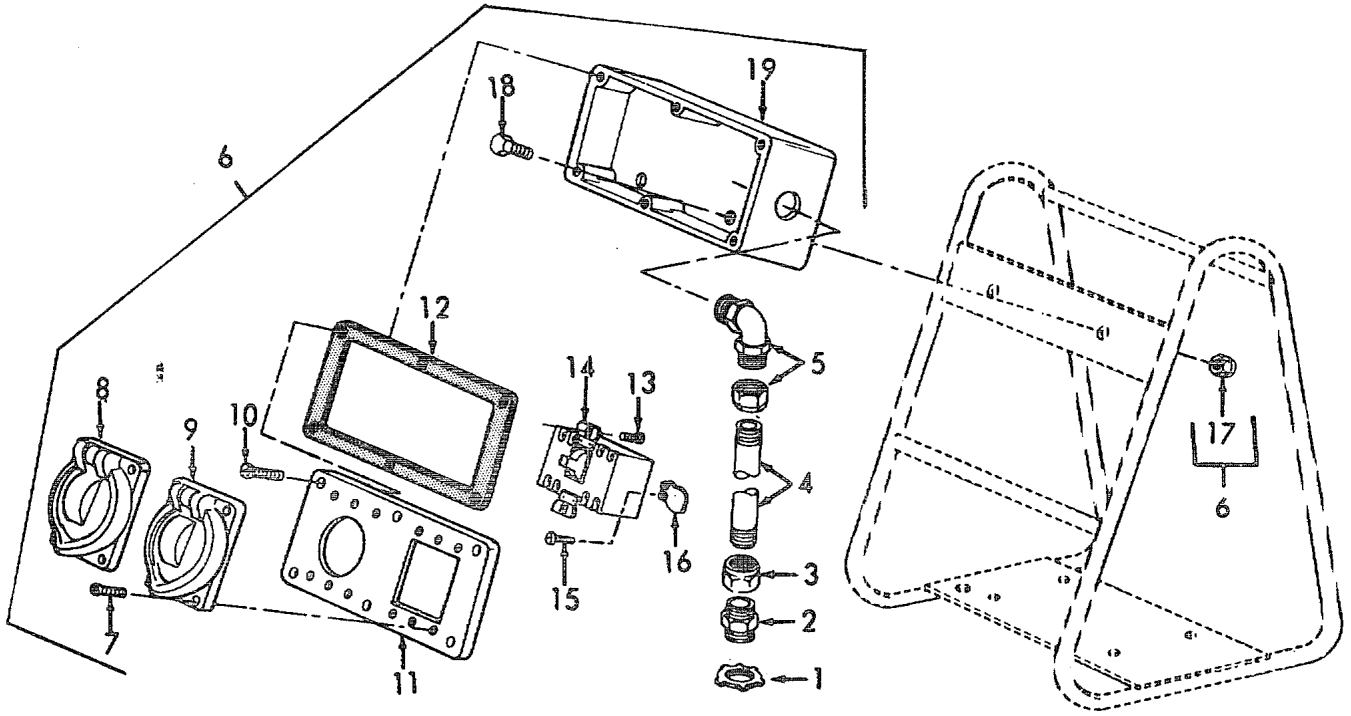
(1) ILLUSTRATION		(2)	(3)	(4)	(5)	(6) DESCRIPTION	(7)	(8)
(a) FIG NO.	(b) ITEM NO.	SMR CODE	NATIONAL STOCK NUMBER	FSCM	PART NUMBER	Usable on Code	U/M	QTY INC IN UNIT
						GROUP 07-TUMBLER BURNER FUEL PUMP AND BLOWER ASSEMBLY		
9	1	PAOZZ	4730-00-391-3771	79470	48X4A	ADAPTER, MALE	EA	2
9	2	PAOZZ	473000-277-5542	81348	WWP460CLA	ELBOW, PIPE 1/4 IN.	EA	2
9	3	PAOZZ	4730-00-196-1972	79740	3328X4	NIPPLE: FILTER LINES, 1/4 IN. IPS X 2 IN. LG	EA	2
9	4	PAOZZ	473000-011-9928	0000	11928	REDUCER: 1/4 IN. TO 3/8 IN .	EA	2
9	5	MOOO		81337	6-1-2302-25A	HOSE ASSEMBLY: FUEL LINES MANUFACTURE FROM:	EA	2
9	6	PAOZZ	4730-00-533-4840	81337	6-1-2302-25-2A	FITTING, END, HOSE	EA	4
9	7	PAOZZ	4720-00-540-2465	04255	H134	HOSE, RUBBER: 13 IN. REQUIRED FOR EACH HOSE	FT	V
9	8	PAOZZ	4730-00-231-5632	96906	MS39162-3	ELBOW, MALE: FUEL LINES ATTACHING	EA	2
9	9	PAOZZ	4730-00-142-2165	00000	144157STD	COUPLING, PIPE- 1/8 IN.	EA	1
9	10	PAOZZ		81337	6-1-2302-254A	NIPPLE: 1/8 IN. X 1 IN.	EA	1
9	11	PAOZZ	4720-00-708-8047	79466	47888	HOSE ASSY: FUEL FEED AND RETURN 4788 (79466) MANUFACTURE FROM:	EA	2
9	11A	PAOZZ	4720-00-273-9514	81349	MIL-H-13444	HOSE, FUEL (15 FT)	FT	V
9	11B	PAOZZ	4730-00-842-2201	96906	MS-24587-5	ADAPTER, STRAIGHT, TUBE TO HOSE	EA	2
9	11C	PAOZZ	4730-00-948-1722	96906	MIL-C-27487	COUPLING, HALF	EA	2
9	12	PAOZZ	4730-00-142-2177	81337	6-1-2302-25-1A	ADAPTER, STRAIGHT, PIPE TO TUBE, MALE HOSE TO PLUG	EA	2
9	13	PAOZZ	4530-00-359-9569	79466	67243	PLUG, BARREL	EA	1
9	14	PAOZZ	4710.00-359-9570	08288	MSS4710-1	PIPE: FUEL	EA	1
9	15	PAOZZ	5305-00-269-3211	96906	MS90725-60	SCREW, CAP, HEXAGON HEAD: PUMP MTG	EA	2
9	16	PAOZZ	5310-00-637-9541	96906	MS35338-46	WASHER, LOCK: PUMP MTG	EA	2
9	17	PAOFF	4530-00-7074851	58417	J3BA178P	PUMP, ROTARY, POWER DIESEL- TUMBLER	EA	1



TS 3510-208-20P/11

Figure 11. Blower, Tumbler Burner.

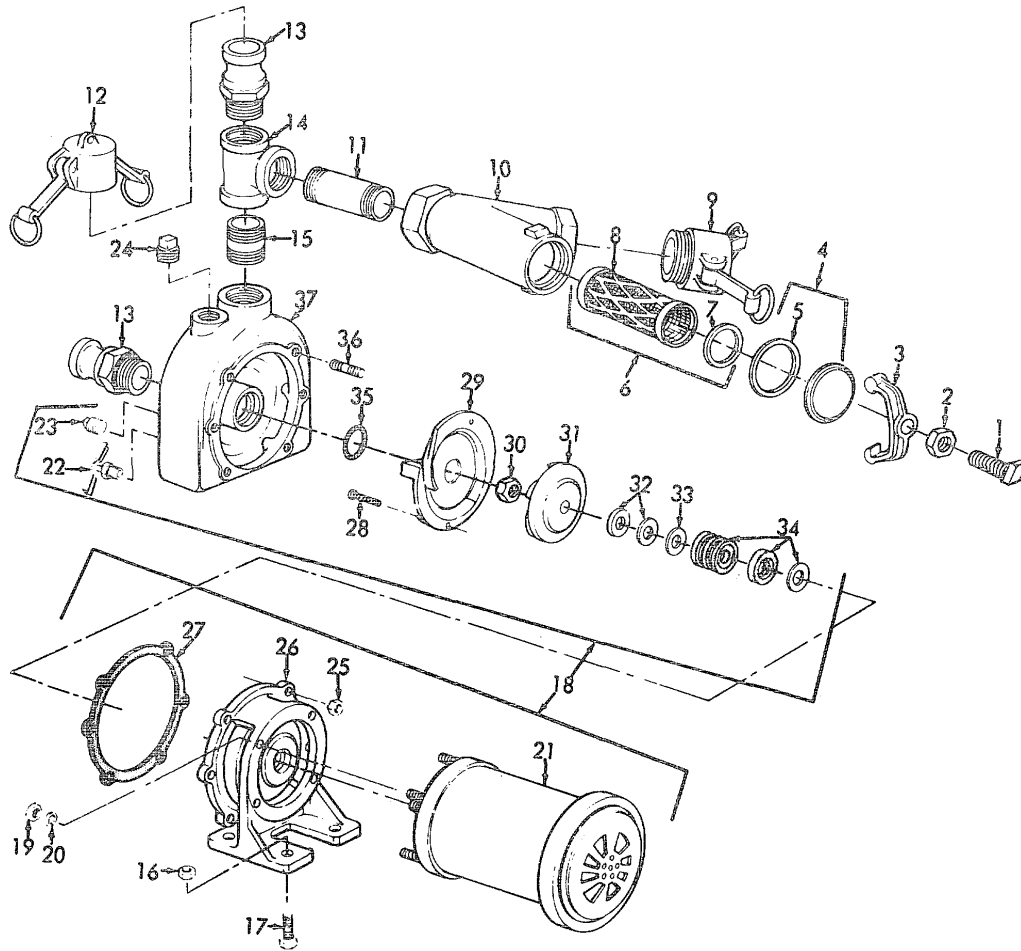
(1) ILLUSTRATION		(2)	(3)	(4)	(5)	(6)	(7)	(8)
(a) FIG NO.	(b) ITEM NO.	SMR CODE	NATIONAL STOCK NUMBER	PART NUMBER	FSCM	DESCRIPTION Usable on Code	U/M	QTY INC IN UNIT
11	1	PAOZZ	4530-00-359-9487	QS200M72S	08484	CLAMP, HOSE BLOWER TO BURNER HOSE MTG	EA	2
11	2	PAOZZ	4520-00-359-9598	2387040260-81-2	45035	HOSE, 3-3/4 IN REQUIRED	FT	V
11	3	PAOZZ	5305-00-269-3213	M590725-62	96906	SCREW, CAP, HEXAGON HEAD TUMBLER BLOWER MOTOR MTG	EA	4
11	4	PAOZZ	5310-00-637-9541	MS35338-46	96906	WASHER, LOCK TUMBLER BLOWER MOTOR MTG	EA	4
11	5	PBOFF	3510-00-253-0588	AL129REVA	45035	BLOWER ASSEMBLY TUMBLER	EA	1
11	6	PAOZZ	5305-00-078-7039	6-1-2371-20-425A	81337	THUMBSCREW AIR SHUTTER MTG	EA	1
11	7	PAOZZ	4520-00-359-9592	1621-36-1	60883	SHUTTER ASSEMBLY. AIR INTAKE	EA	1
11	10	PAOZZ	5305-00-723-9388	6-1-2371-20-442A	81337	SETSCREW COUPLING TO FUEL PUMP SHAFT	EA	1
11	11	PAOZZ	4920-00-629-4894	J1211-5-23	76005	COUPLING, SHAFT, FLEXIBLE FUEL PUMP TO MOTOR	EA	1
11	12	XAOZZ		6-1-2511-20-430A	81337	HOUSING BLOWER ASSEMBLY	EA	1
11	16	PAOZZ	5306-00-225-8494	6-1-2371-20-445A	81337	SCREW, CAP, HEXAGON HEAD INTAKE HOUSING MTG	EA	1
11	17	PAOZZ	5310-00-407-9566	6-1-2371-20-448A	81337	WASHER LOCK. INTAKE HOUSING MTG	EA	4
11	18	XAOZZ		6-1-2371-20-429A	81337	HOUSING, AIR INTAKE	EA	1
11	19	PAOZZ	4520-00-359-9590	6-1-2371-20-427A	81337	SCREEN. AIR FILTER	EA	1
11	23	PAOFF	6105-00-930-9426	6-1-2337-20-482A	81337	MOTOR, BLOWER TUMBLER BURNER	EA	1



TS 3510-208-20P/13

Figure 13. Water Pump Switch Box.

(1) ILLUSTRATION		(2)	(3)	(4)	(5)	(6) DESCRIPTION	(7)	(8)
(a) FIG NO.	(b) ITEM NO.	SMR CODE	NATIONAL STOCK NUMBER	PART NUMBER	FSCM	Usable on Code	U/M	QTY INC IN UNIT
						GROUP 08 - WATER PUMP, FRAME, AND SWITCH BOX		
13	1	XBOZZ		6-1-1934-32-56A	81337	NUT, LOCK: CONDUIT, 1/2 IN	EA	2
13	2	XBOZZ		6-1-2337-20466A	81337	CONNECTOR, STRAIGHT: 112 IN	EA	1
13	3	XBOZZ		6-1-1934-32-36A	81337	CONNECTOR, RAIN TIGHT. 1/2 IN	EA	2
13	4	PAOZZ	5975-00-178-1216	6-1-743-2-10A	81337	CONDUIT, RIGID: 12 IN. REQUIRED	FT	V
13	5	XBOZZ		67223	79466	CONNECTOR, ELBOW: 90 DEGREE, 1/2 IN	EA	1
13	6	XBOOO		47352	79466	BOX, SWITCH: WATER PUMP	EA	1
13	7	PAOZZ	5305-00-013-1904	6-1-744-2-9-11A	81337	SCREW, MACHINE- LIFT COVER MTG	EA	8
13	8	PAOZZ	5935-00-962-2510	MSS5935-01	08288	CONNECTOR, MALE, WITH LIFT COVER' WATER PUMP SWITCH BOX	EA	1
13	9	PAOZZ	5975-00-840-5844	6-1-744-2-9-2A	81337	COVER, CONDUIT OUTLET: WITH GASKET, WATER PUMP SWITCH BOX	EA	1
13	10	PAOZZ	5305-00-151-3051	6-1-744-2-9-12A	81337	SCREW, MACHINE: FRONT COVER MTG	EA	6
13	11	XBOZZ		6-1-1909-21-99A	81337	COVER, BOX FRONT	EA	1
13	12	PAOZZ	5330-00-703-1402	399031076	45034	GASKET, COVER- WATER PUMP SWITCH BOX	EA	1
13	13	PAOZZ	5305-00-543-4925	MS3526566	96906	SCREW, MACHINE SWITCH MTG	EA	2
13	14	PAOZZ	5925-00-300-4448	LL032U	04009	SWITCH, LOAD LIMIT: WATER PUMP	EA	1
13	15	XBOZZ		6-1-744-2-9-10A	81337	SCREW: THERMAL RELEASE HEATER	EA	2
13	16	PAOZZ	5950-00-674-5783	42118	04009	HEATER, THERMAL RELEASE: WATER PUMP SWITCH BOX	EA	2
13	17	PAOZZ	5310-00-826-8965	MSS5310-6	08288	NUT, SELF-LOCKING, HEXAGON: BOX MTG, WATER PUMP SWITCH	EA	2
13	18	PAOZZ	5305-00-068-0502	MS90725-6	96906	SCREW, CAP, HEXAGON HEAD: BOX MTG, WATER PUMP SWITCH	EA	2
13	19	XBOZZ		6-1-1909-21-56A	81337	BOX ASSEMBLY, CONDUIT: WATER PUMP	EA	1

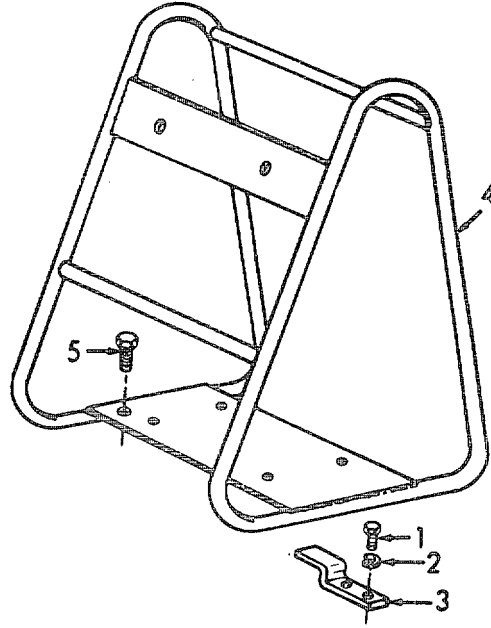


TS 3510-208-20P/14

(1) ILLUSTRATION		(2)	(3)	(4)	(5)	(6) DESCRIPTION	(7)	(8)
(a) FIG NO.	(b) ITEM NO.	SMR CODE	NATIONAL STOCK NUMBER	PART NUMBER	FSCM	Usable on Code	U/M	QTY INC IN UNIT
14		PAOOO	4510-00-707-5969	47895	79456	PUMP ASSEMBLY, WATER	EA	1
14	1	PAOZZ	5306-00-010-9221	M535354-127	96906	BOLT, SQUARE HEAD: STRAINER CAP MTG, 1/2-13 X 2 IN. LG	EA	1
14	2	PAOZZ	5310-00-834-0734	MSS3110-10	08288	NUT, PLAIN, HEXAGON: STRAINER CAP MTG, 1/2-13	EA	1
14	3	XBOZZ		H337MI	79466	CLAMP, STRAINER CAP	EA	1
14	4	XBOZZ		H173A	79466	CAP, STRAINER	EA	1
14	5	PAOZZ	5330-00-704-0307	H440M	81718	GASKET, STRAINER CAP EA	1	
14	6	PAOZZ	4730-00-707-6621	67354	79466	STRAINER, SEDIMENT EA	1	

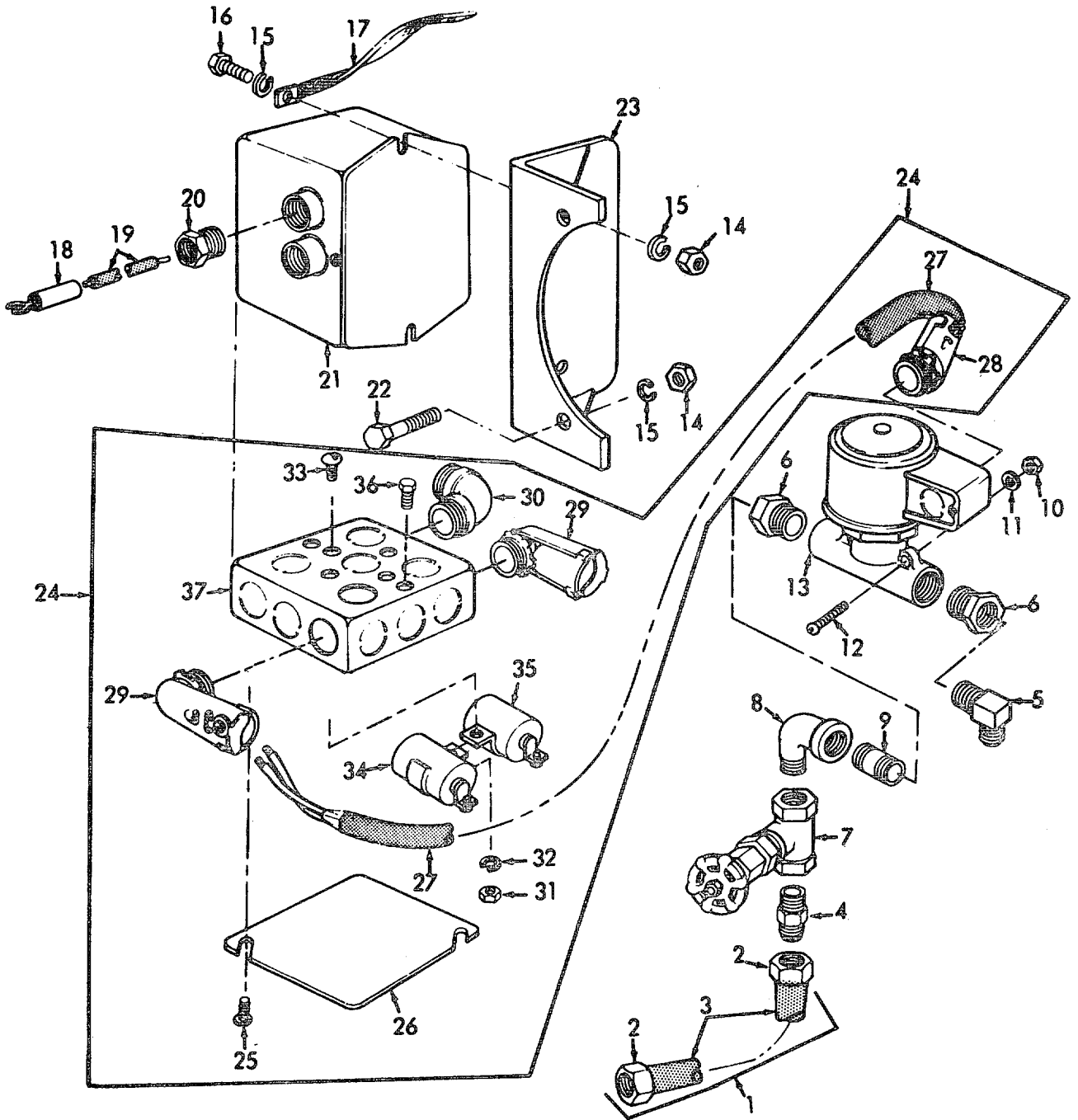
Figure 14. Water Pump.

(1) ILLUSTRATION		(2)	(3)	(4)	(5)	(6) DESCRIPTION	(7)	(8)
(a) FIG NO.	(b) ITEM NO.	SMR CODE	NATIONAL STOCK NUMBER	PART NUMBER	FSCM	Usable on Code	U/M	QTY INC IN UNIT
14	7	PAOZZ	5330-00-704-0507	H769M	79466	GASKET: STRAINER ELEMENT	EA	2
14	8	PAOZZ	4730-00-707-6622	198MA14	79466	GAGE AND SCREEN ELEMENT	EA	1
14	9	PAOZZ	4730-00-203-1010	6-1-743-2-7	81337	COUPLING HALF, QUICK DISCONNECT SUCTION	EA	1
14	10	XBOZZ		C172A	79466	BODY, STRAINER	EA	1
14	11	PAOZZ	4750-00-359-5635	67218	79466	NIPPLE, PIPE: SUCTION	EA	1
14	12	PAOZZ	5340-00-823-S317	MS27028-9	96906	CAP, PROTECTIVE, DUST: DISCHARGE END	EA	1
14	13	PAOZZ	4730-00-360-0589	MS27022-9	96906	COUPLING HALF, QUICK DISCHAR GE	EA	2
14	14	PAOZZ	4730-00-359-5656	A24PT	12793	TEE, COUPLING TO PUMP	EA	1
14	15	PAOZZ	4730-00-559-5631	67222	79466	NIPPLE, CLOSE	EA	1
14	16	PAOZZ	5310-00-050-6652	MS51922-17	96906	NUT, PLAIN, HEXAGON: WATER PUMP BRACKET MTG	EA	4
14	17	PAOZZ	5305-00-269-3213	MS90725-62	96906	SCREW, CAP, HEXAGON HEAD: BRACKET MTG	EA	4
14	18	PAOZZ	4510-00-707-5971	811-2EE3-4	25567	PUMP, WATER	EA	1
14	19	PAOZZ	5310-00-050-6652	MS51922-17	96906	NUT, PLAIN, HEXAGON: WATER PUMP MOTOR MTG STUDS	EA	4
14	20	PAOZZ	5310-00-261-7340	MS35338-46		WASHER, LOCK: MOTOR MTG STUDS	EA	4
14	21	PAOZZ	6105-00-961-1632	5K43GG3266	03510	MOTOR, ELECTRIC: WATER PUMP	EA	1
14	22	PAOZZ	4820-00-276-9041	270	79470	COCK, DRAIN: WATER PUMP HOUSING	EA	1
14	23	PAOZZ	4730-00-289-S176	WWP471TYPE2	81549	PLUG, PIPE: WATER PUMP HOUSING, BACK	EA	1
14	24	PAOZZ	4730-00-826-6S12	WWP471TYPE2	81349	PLUG, PIPE: WATER PUMP HOUSING, TOP STYLEC	EA	1
14	25	PAOZZ	5310-00-297-2540	MS55310-7	D8288	NUT, HEXAGON: BRACKET MTG	EA	4
14	26	XBOZZ		6103	25567	BRACKET: WATER PUMP MTG	EA	1
14	27	KBOZZ		6103GA	25567	GASKET: HOUSING (PART OF KIT 10913 (25567))	EA	1
14	28	PAOZZ	5305-00-984-6214	HS35206-26	96906	SCREW, MACHINE: VANE MTG	EA	2
14	29	PAOZZ	4510-00-707-5975	7724	25567	PLATE, VANE	EA	1
14	30	PAOZZ	5310-00-208-8426	B659	64104	NUT, PLAIN, HEXAGON: IMPELLER MTG, 7/16-20, BRONZE	EA	1
14	31	PAOZZ	4510-00-707-5974	6479A	25567	IMPELLER	EA	1
14	32	KBOZZ		5889	25567	SHIM SET (PART OF KIT 10913 (25567))	EA	1
14	33	KBOZZ		5087	25567	WASHER, FLAT: WATER PUMP SHAFT (PART OF KIT 10913 (25567))	EA	1
14	34	KBOZZ		5765	25567	SEAL ASSEMBLY (PART OF KIT 10913 (25567))	EA	1
14	35	KBOZZ		5300	25567	PACKING, PREFORMED (PART OF KIT 10913 (25567))	EA	1
14	36	PAOZZ	5307-00-467-5474	1539	10941	STUD, PLAIN: WATER PUMP HOUSING AND MOTOR MTG	EA	10
14	37	PAOZZ	4510-00-707-5973	6477	25567	HOUSING, WATER PUMP	EA	1
14		PAOZZ	4510-00-707-5972	10913	25567	REPAIR KIT, WATER PUMP	EA	1
14	27					1 EA, GASKET, HOUSING 6103CA (25567)		
14	32					1 EA, SHIM SET 5889 (25567)		
14	33					1 EA, WASHER, FLAT 6087 (25567)		
14	34					1 EA, SEAL ASSEMBLY 5765 (25567)		
14	35					1 EA, PACKING, PREFORMED		



(1) ILLUSTRATION		(2)	(3)	(4)	(5)	(6) DESCRIPTION	(7)	(8)
(a) FIG NO.	(b) ITEM NO.	SMR CODE	NATIONAL STOCK NUMBER	PART NUMBER	FSCM	Usable on Code	U/M	QTY INC IN UNIT
15	1	PAOZZ	5305-00-068-0500	MS90725-3	96906	SCREW, CAP, HEXAGON HEAD RETAINER MTG	EA	4
15	2	PAOZZ	5310-00-082-0650	MS45904-70	96906	WASHER, LOCK: RETAINER MTG	EA	4
15	3	XBOZZ		6-1-1900-82A	81337	RETAINER, PUMP	EA	2
15	4	PAOZZ	4510-00-707-5970	47484	79466	FRAME ASSEMBLY	EA	1
15	5	PAOZZ	5306-00-655-6170	MS35307-38	96906	SCREW, CAP, HEXAGON HEAD. FRAME MTG, 5/16-18 UNC-2A, 1-1/2 IN. LG	EA	1

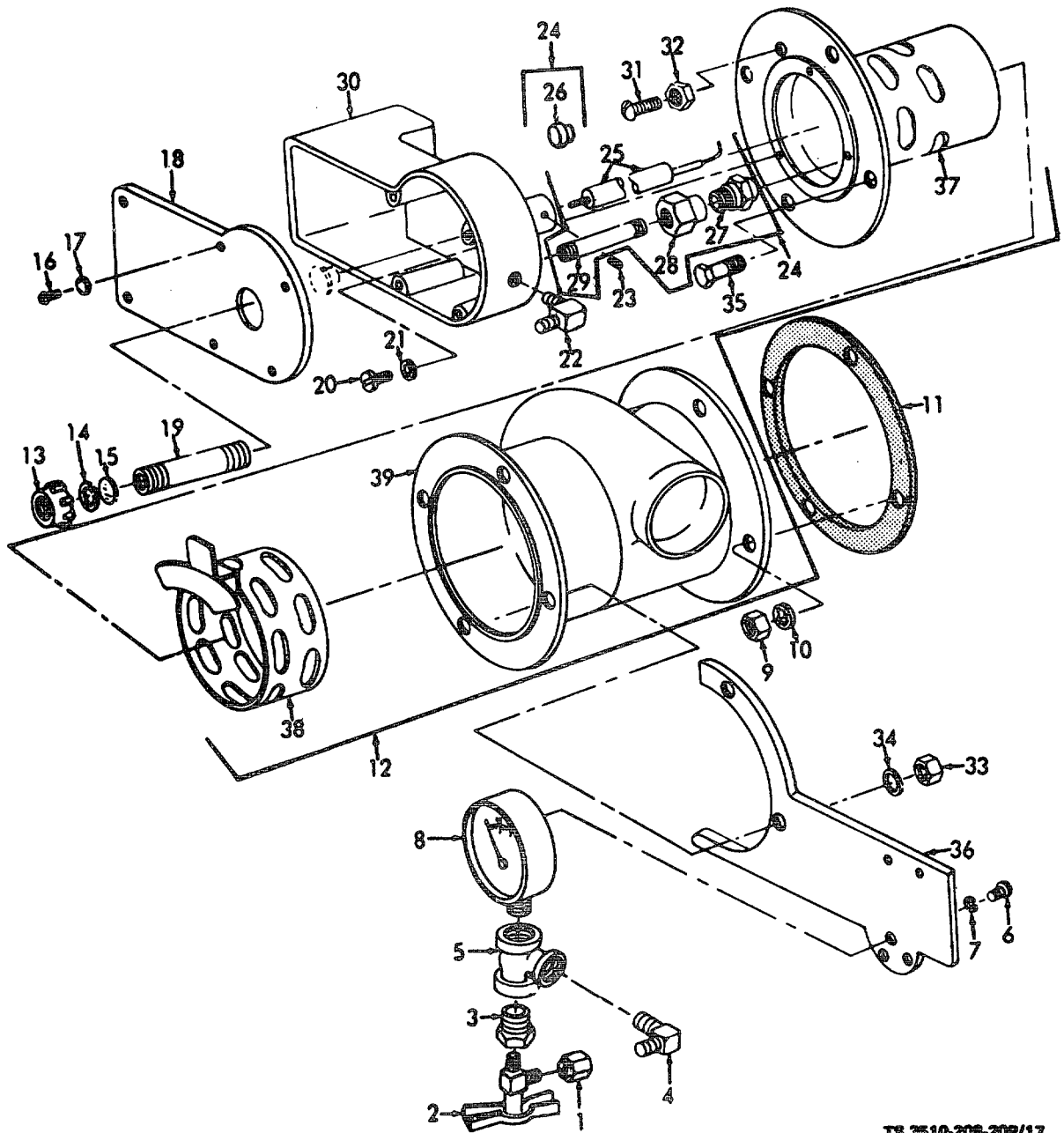
Figure 15. Water Pump Frame.



TS 3510-208-20P/16

Figure 16. Transformer, Handy Box and Solenoid.

(1) ILLUSTRATION		(2)	(3)	(4)	(5)	(6) DESCRIPTION	(7)	(8) QTY INC IN UNIT
(a) FIG NO.	(b) ITEM NO.	SMR CODE	NATIONAL STOCK NUMBER	PART NUMBER	FSCM	Usable on Code	U/M	
16	1	MOOOO		6-1-2302-25A	81337	GROUP 09 - TRANSFORMER, HANDY BOX AND SOLENOID HOSE: GLOBE VALVE	EA	1
16	2	PAOZZ	4730-00-533-4840	6-1-2302-25-2A	81337	MANUFACTURE FROM-	EA	2
16	3	PAOZZ	4720-00-540-2465	H134	04255	FITTING, HOSE	EA	2
16	4	PAOZZ	4730-00-277-5553	MILF15049	81349	HOSE, RUBBER 13 IN. REQUIRED	EA	1
16	5	PAOZZ	4730-00-391-3771	MILF15049	81349	CONNECTOR MALE: VALVE TO HOSE, 1/4 TUBE TO 1/4 NPT	EA	1
16	6	PAOZZ	4730-00-254-6225	MILF15049	81349	ELBOW, PIPE TO TUBE: SOLENOID VALVE, 1/4 TUBE TO 1/4 PIPE	EA	1
16	7	PAOZZ	4730-00-202-6491	WWP471	81348	BUSHING: SOLENOID VALVE TO GLOBE VALVE	EA	2
16	8	PAOZZ	482000-200-0664	881-4	14959	VALVE, GLOBE: SOLENOID VALVE	EA	1
16	9	PAOZZ	4730-00-277-5553	MS51952-2	96906	ELBOW, PIPE, STREET: GLOBE VALVE	EA	1
16	10	PAOZZ	4730-00-222-1837	WWN351	81348	NIPPLE: ELBOW TO BUSHING, SOLENOID, 1/4 NPT X 7/8 IN. LG	EA	1
16	11	PAOZZ	5310-00-934-9758	MS35649-202	96906	NUT, PLAIN, HEXAGON. SOLENOID MTG	EA	2
16	12	PAOZZ	5310-00-576-5752	MS3533339	96906	WASHER, LOCK: SOLENOID MTG	EA	2
16	13	PAOZZ	530500-933-9884	6-1-2363-30-404A	81337	SCREW, MACHINE: SOLENOID VALVE MTG, 10-24 THD SIZE, 1-1/2 IN. LG	EA	2
16	14	PAOZZ	4810-00-930-2357	6-1-2363-20-395A	81337	VALVE, SOLENOID	EA	1
16	15	PAOZZ	5310-00-176-8141	6-1-2363-20-415A	81337	NUT, PLAIN, HEXAGON: TRANSFORMER AND BRACKET MTG	EA	4
16	16	PAOZZ	5310-00-901-0279	MS45904-74	96906	WASHER, LOCK TRANSFORMER AND BRACKET MTG	EA	S
16	17	PAOZZ	5306-00-325-8497	6-1-2363-20-409A	81337	BOLT, MACHINE. TRANSFORMER MTG	EA	2
16	18	PAOZZ	4530-00-359-9481	6-1-2363-20-390A	81337	STRAP, BONDING: TRANSFORMER	EA	1
16	19	PAOZZ	5905-00-359-5372	159502001	45035	RESISTOR, FIXED: IGNITION CABLE	EA	2
16	20	XBOZZ	4530-00-359-9482	410101003	45035	CABLE, IGNITION: TRANSFORMER	EA	2
16	21	PAOZZ	5950-00-627-6753	6-1-2363-30-418A	60883	NIPPLE, CHASE: HANDY BOX, 1/2 IN.	EA	2
16	22	PAOZZ	5306-00-582-6207	638-253-296	75138	TRANSFORMER, POWER	EA	1
16	23	XBOZZ		6-1-2363-20-404A	81337	BOLT, MACHINE. SOLENOID BRACKET MTG	EA	2
16	24	XBOZZ		6-1-2363-20-379A	81337	BRACKET, TRANSFORMER	EA	1
16	25	PAOZZ	530500-614-0245	72-171-1-12	78229	BOX, HANDY	EA	1
16	26	PAOZZ	5975-00-280-7445	MS35265-64	96906	SCREW, MACHINE HANDY BOX COVER MTG	EA	2
16	27	XBOZZ		72C1	78229	COVER, JUNCTION BOX	EA	1
16	28	PAOZZ	5975-00-681-0531	6-1-2337-20-462A	81337	CABLE, POWER, ELECTRICAL: HANDY BOX TO SOLENOID	EA	1
16	29	PAOZZ	5975-00-899-8948	265V	59730	ENTRANCE ELBOW, ELECTRICAL: SOLENOID POWER CABLE	EA	1
16	30	PAOZZ	5975-00-244-7807	321	59730	BOX CONNECTOR, ELECTRICAL: 90 DEGREE, HANDY BOX WIRE	EA	2
16	31	PAOZZ	5975-00-244-7807	4230	56730	BOX CONNECTOR ELBOW, ELECTRICAL	EA	2
16	32	PAOZZ	531000-761-6882	MS51967-2	96906	NUT, PLAIN, HEXAGON- RESISTOR MTG	EA	1
16	33	PAOZZ	531000-209-0786	MS35335-33	96906	WASHER, LOCK: RESISTOR MTG	EA	1
16	34	PAOZZ	5305-00-716-8192	MS90726-107	96906	SCREW, CAP, FILLISTER HEAD: RESISTOR MTG	EA	1
16	35	PAOZZ	5910-00-367-8017	MSS5910-01	08288	CONDENSER	EA	1
16	36	PAOZZ	5910-00-538-2301	P302N	00656	CAPACITOR, FIXED	EA	1
16	37	PAOZZ	530500-068-0502	MS907256	96906	SCREW, CAP, HEXAGON HEAD	EA	2
16	37	PAOZZ	5975-00-899-7948	321	59730	CONNECTOR BOX, ELECTRICAL	EA	1

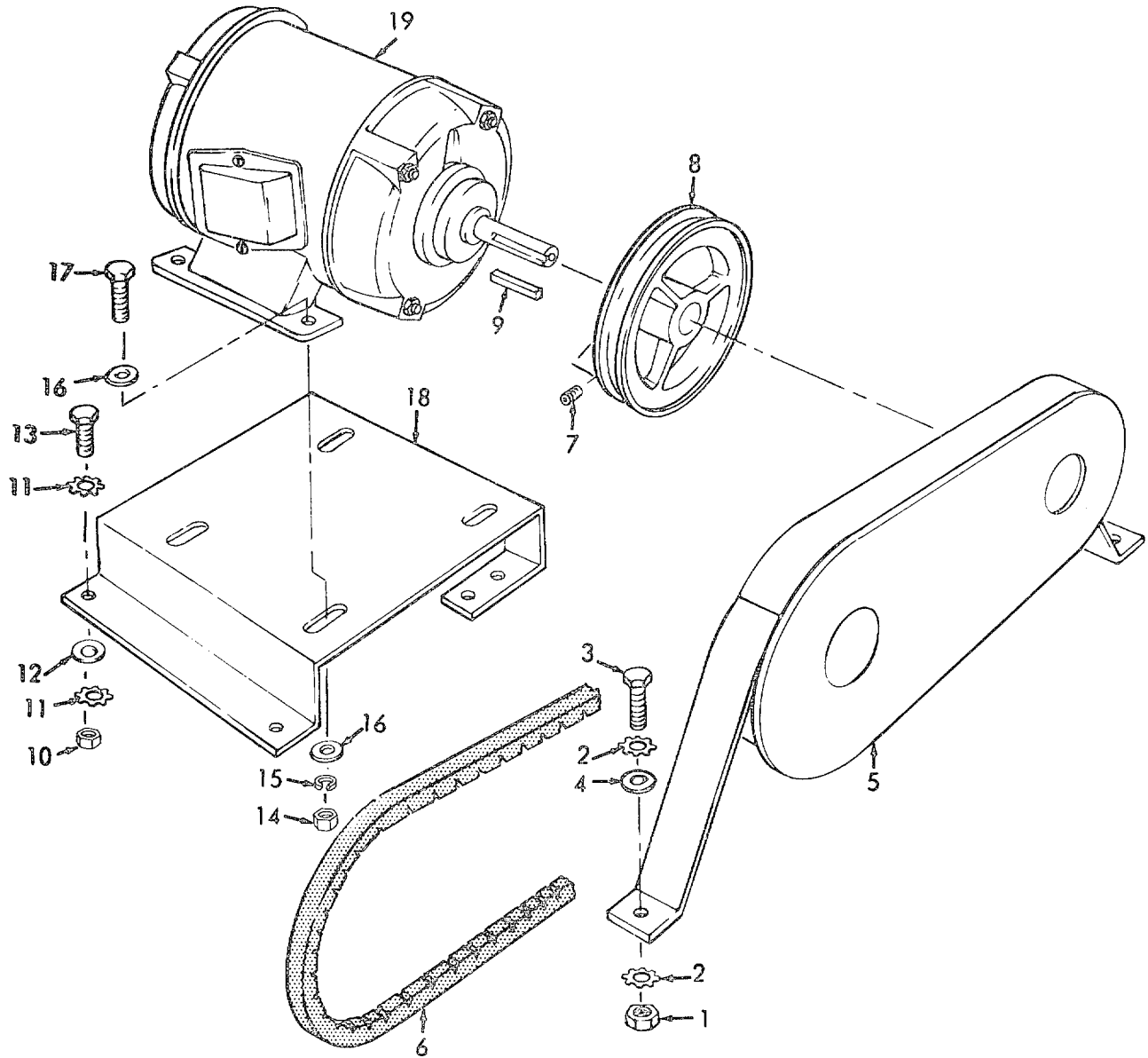


TS 3510-208-20P/17

Figure 17. Tumbler Burner.

Change 5 2-27

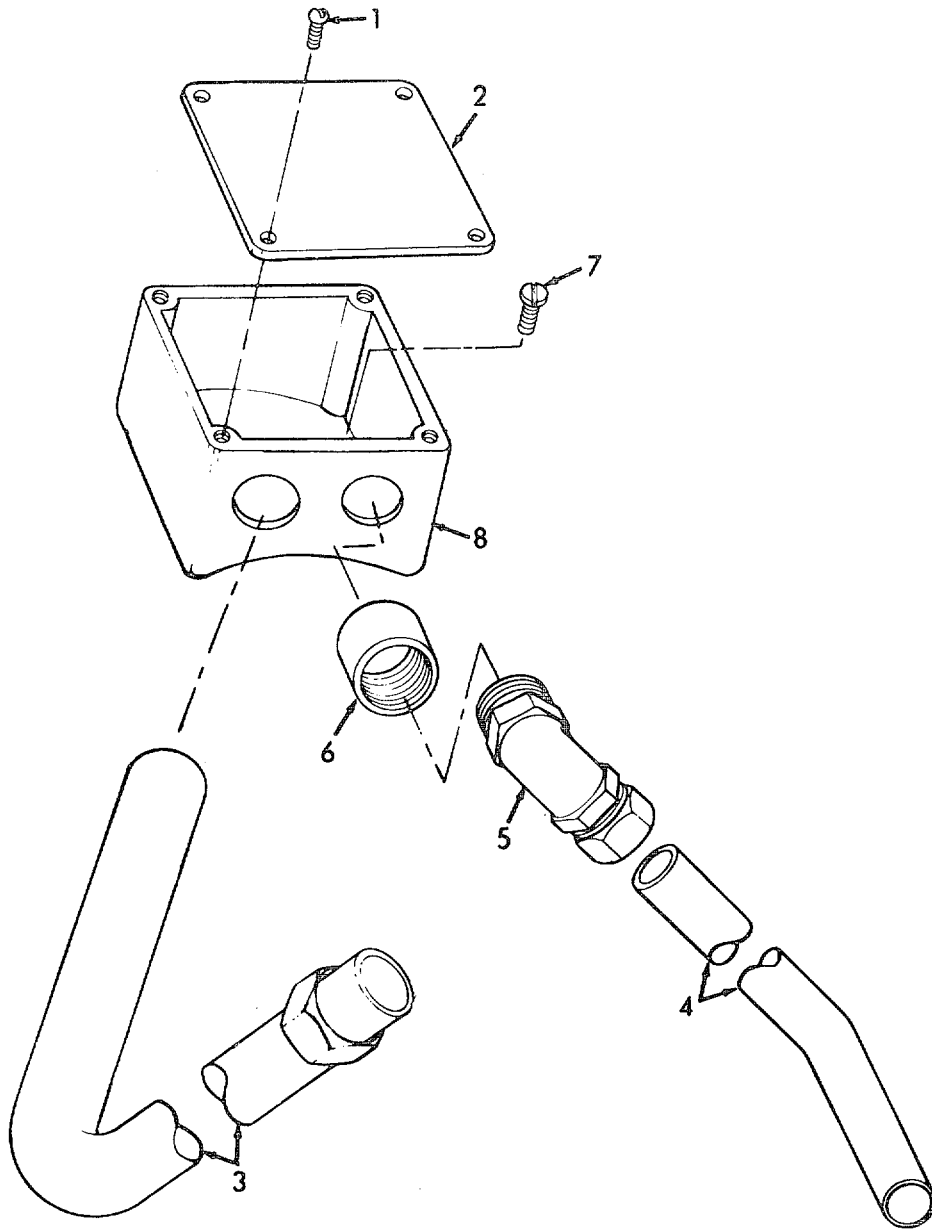
(1) ILLUSTRATION		(2)	(3)	(4)	(5)	(6) DESCRIPTION	(7)	(8)
(a) FIG NO.	(b) ITEM NO.	SMR CODE	NATIONAL STOCK NUMBER	PART NUMBER	FSCM	UOC	U/M	QTY INC IN UNIT
						GROUP 10 - TUMBLER BURNER		
17	1	PAOZZ	4730-00-278-5467	QQS633	81348	NUT, TUBE: DRAIN COCK, 1/4 IN	EA	1
17	2	PAOZZ	4820-00-289-2153	A6845	04255	COCK, SHUT-OFF, SCREW: FUEL DRAIN, TUMBLER BURNER	EA	1
17	3	PAOZZ	4730-00-202-6491	WWP471TYPE1	81348	BUSHING. TEE TO DRAIN COCK, 1/4 IN. FEMALE, 3/8 IN. MALE	EA	1
17	4	PAOZZ	4730-00-062-0085	6-1-2363-20-403A	81337	ELBOW, MALE. INTAKE FUEL LINE, 1/4 X 1/4	EA	1
17	5	PAOZZ	4730-00-786-4255	6-1-2363-20-421A	81337	TEE: DRAIN COCK, 1/4 IN. NPT	EA	1
17	6	XBOZZ		6-1-2363-20-404A	81337	SCREW: GAGE MTG	EA	3
17	7	XBOZZ		6-1-2363-20-410A	81337	WASHER, STAR: GAGE MTG	EA	3
17	8	PAOZZ	6685-00-949-4876	P631S	61349	GAGE, PRESSURE TUMBLER BURNER	EA	1
17	9	PAOZZ	5310-00-826-8965	MSS5310-6	08288	NUT, SELF-LOCKING, HEXAGON HEAD. TUMBLER BURNER MTG	EA	6
17	10	PAOZZ	5310-00-550-1130	MS3533340	96906	WASHER, LOCK- TUMBLER BURNER MTG	EA	6
17	11	PAOZZ	3510-00-359-9353	530601033	45035	GASKET. TUMBLER BURNER MTG	EA	1
17	12	PAOZF	3510-00-460-6100	6-1-1910-20-369A	81337	BURNER, TUMBLER	EA	1
17	13	PAOZZ	5975-00-152-1095	6-1-2363-20-384A	81337	BUSHING, PEEP HOLE	EA	1
17	14	PAOZZ	5330-00-599-9428	130605012	45035	WASHER, NONMETALLIC: PEEP HOLE	EA	1
17	15	PAOZZ	4530-00-359-9510	132802004	45035	GLASS, PEEP HOLE	EA	1
17	16	PAOZZ	5305-00-068-0500	MS90725-3	96906	SCREW, CAP, HEXAGON HEAD: ELECTRODE COVER MTG	EA	6
17	17	PAOZZ	5305-00-082-0650	MS45904-70	96906	WASHER, LOCK, INTERNAL TOOTH. ELECTRODE COVER MTG SCREW	EA	6
17	18	PAOZZ	3510-00-359-9478	621016005	45035	COVER, ELECTRODE	EA	1
17	19	XBOZZ		6-1-2363-20-383A	81337	NIPPLE, PIPE PEEP HOLE, 1/2 IPS, 13-1/2 IN LG	EA	1
17	20	XBOZZ		6-1-2363-20-40SA	81337	SCREW, FILLISTER HEAD BASE TO NOZZLE, 1/4-20 X 3/4 STL	EA	3
17	21	PAOZZ	5310-00-167-0721	6-1-2363-20-411A	81337	WASHER, LOCK, INTERNAL TOOTH BASE TO NOZZLE MTG SCREW	EA	3
17	22	PAOZZ	4730-00-062-0085	6-1-2363-20-430A	81337	ELBOW, PIPE TO TUBE BURNER BASE, 1/4 X 1/4	EA	1
17	23	PAOZZ	5305-00-728-6275	MS51973-51	96906	SETSCREW ELECTRODE MTG, 1/4-20 THO SIZE X 3/16 IN LG	EA	4
17	24	XBOZZ		6-1-2363-20-370A	81337	ELECTRODE AND NOZZLE	EA	1
17	25	PAOZZ	5977-00-359-9494	324901001	45035	ELECTRODE	EA	2
17	26	XBOZZ		6-1-2363-20-377A	81337	NUT, PLASTIC, INSULATING ELECTRODE	EA	2
17	27	PAOZZ	4530-00-359-9556	F80PLP2-25-60	176444	NOZZLE, OIL BURNER: TUMBLER BURNER	EA	1
17	28	PAOZZ	4530-00-467-5773	100601001	45035	ADAPTER: NOZZLE	EA	1
17	29	PAOZZ	4730-00-278-0084	WWN351TYPEA	81348	NIPPLE, PIPE NOZZLE	EA	1
17	30	XBOZZ		6-1-2363-20-372A	81337	BASE, BURNER	EA	1
17	31	PAOZZ	5305-00-988-1727	6-1-7363-20-407A	81337	SCREW, MACHINE SHUTTER LOCKING	EA	1
17	32	PAOZZ	5310-00-826-8965	MSS5310-6	08288	NUT, SELF-LOCKING HEAD. SHUTTER LOCKING SCREW	EA	1
17	33	PAOZZ	5310-00-176-8141	6-1-2363-20-415A	81337	NUT, PLAIN, HEXAGON: AIR NOZZLE MTG SCREW	EA	4
17	34	PAOZZ	5310-00-901-0279	MS45904-74	9696	WASHER, LOCK AIR NOZZLE MTG SCREW	EA	4
17	35	PAOZZ	5306-00-655-6170	MS35307-38	96906	SCREW, CAP, HEXAGON HEAD: AIR NOZZLE MTG, 5/16-18 UNC-2A, THD SIZE X 1-1/2 IN LG	EA	4
17	36	XBOZZ		6-1-2363-20-393A	81337	BRACKET, SOLENOID	EA	1
17	37	PAOZZ	4530-00-214-3360	649201115	45035	NOZZLE, AIR	EA	1
17	38	PAOZZ	4530-00-214-3364	567401003	45035	SHUTTER, AIR BURNER	EA	1
17	39	PAOZZ	4530-00-214-3362	755702131	45035	PLENUM, CHAMBER: TUMBLER BURNER	EA	1



TS 3510-208-20P/18

Figure 18. Exhaust Motor, Mounting Bracket and Belt Guard.

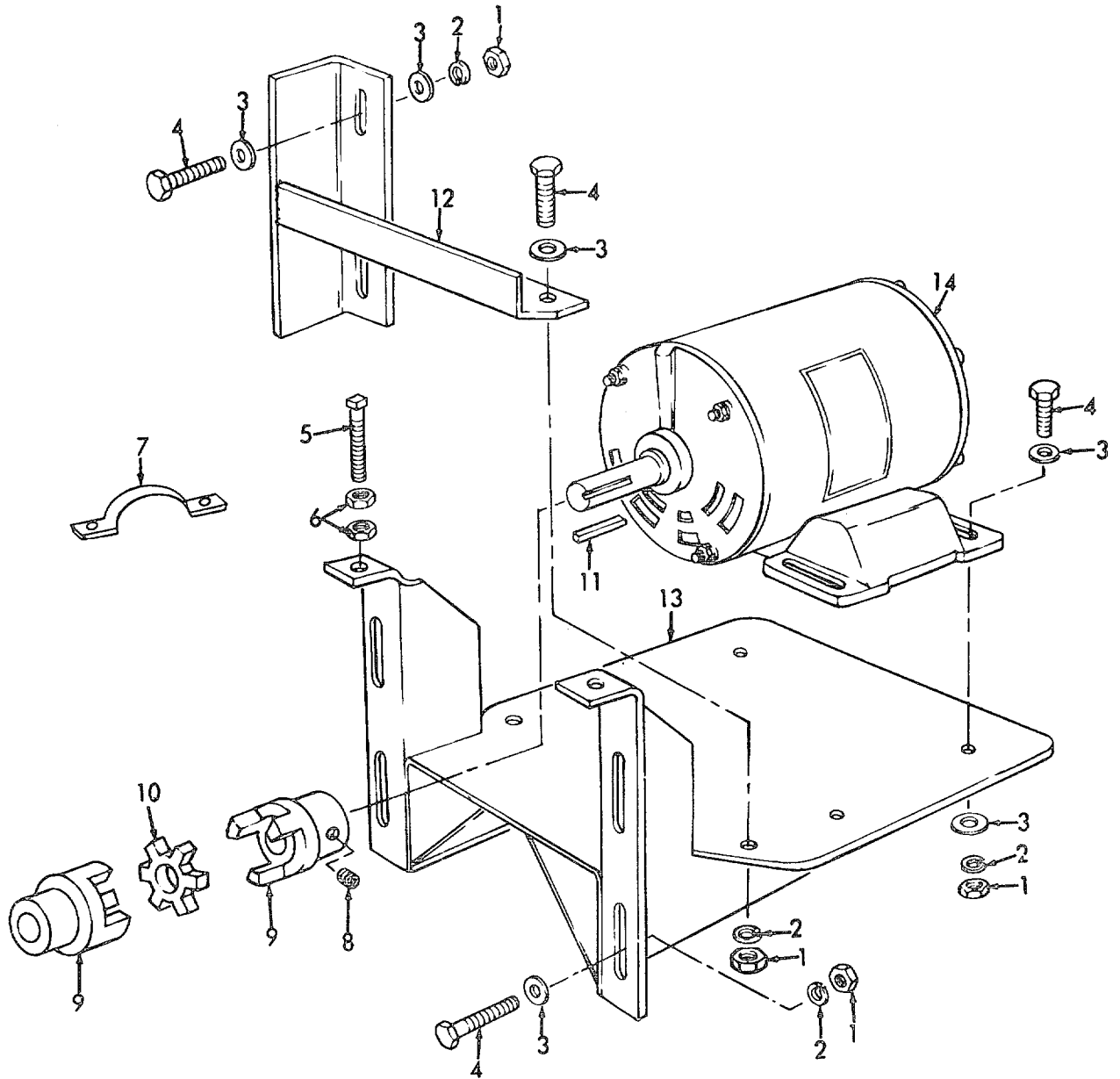
(1) ILLUSTRATION		(2)	(3)	(4)	(5)	(6) DESCRIPTION	(7)	(8)
(a) FIG NO.	(b) ITEM NO.	SMR CODE	NATIONAL STOCK NUMBER	PART NUMBER	FSCM	UOC	U/M	QTY INC IN UNIT
						GROUP 11-TUMBLER EXHAUST MOTOR AND RELATED PARTS		
18	1	PAOZZ	5310-00-732-0558	MS51967-8	96906	NUT, PLAIN, HEXAGON. GUARD MTG	EA	2
18	2	PAOZZ	5310-00-061-1258	MS45904-76	96906	WASHER, LOCK, INT-EXT TEETH: BELT GUARD MTG	EA	4
18	3	PAOZZ	5305-00-269-3213	MS90725-62	96906	SCREW, CAP, HEXAGON HEAD. GUARD MTG	EA	2
18	4	PAOZZ	5310-00-012-0388	6-1-2304-20-524A	81337	WASHER, FLAT- BELT GUARD MTG, 7/16 IN ID, 1 IN. OD, 3/32 IN, THK	EA	2
18	5	PBOZZ	3510-00-214-3355	634-30102	45035	GUARD, BELT, WELDMENT	EA	1
18	6	PAOZZ	3030-00-529-0348	MS39255A38	96906	BELT, V	EA	1
18	7	PAOZZ	5305-00-724-5835	M551963-88	96906	SETSCREW PULLEY MTG, SOCKET HEAD, CUP POINT	EA	1
18	8	PBOZZ	3020-00-437-6976	6-1-2304-20-261A	81337	PULLEY, BELT	EA	1
18	9	PAOZZ	5315-00-057-6607	QQS633TYPEFS1019	81348	KEY, MACHINE PULLEY MTG	EA	1
18	10	PAOZZ	5310-00-656-0341	MS35691608	96906	NUT, PLAIN, HEXAGON' TUMBLER EXHAUST MOTOR BASE MTG	EA	4
18	11	XBOZZ		6-1-2304-20-521A	81337	WASHER, STAR TUMBLER EXHAUST MOTOR BASE MTG	EA	8
18	12	PAOZZ	5310-00-087-7493	MS27183-13	96906	WASHER, FLAT TUMBLER EXHAUST MOTOR BASE MTG	EA	4
18	13	PAOZZ	5306-00-167-4129	6-1-2304-20-522A	81337	BOLT, MACHINE TUMBLER EXHAUST MOTOR BASE MTG	EA	4
18	14	PAOZZ	5310-00-957-7127	6-1-2304-20-260A	81337	NUT, SELF-LOCKING, HEXAGON: TUMBLER EXHAUST MOTOR TO BASE MTG	EA	4
18	15	XBOZZ		6-1-2304-20-240A	81337	WASHER, LOCK TUMBLER EXHAUST MOTOR TO BASE MTG	EA	4
18	16	XBOZZ		6-1-2304-20-245A	81337	WASHER, FLAT- EXHAUST MOTOR MTG	EA	4
18	17	PAOZZ	530500-882-8259	6-1-2304-20-259A	81337	SCREW CAP, HEXAGON HEAD. TUMBLER EXHAUST MOTOR TO BASE MTG	EA	4
18	18	XBOZZ		6-1-2304-20-252A	81337	BASE. TUMBLER EXHAUST MOTOR	EA	1
18	19	PAOZZ	610500-952-6547	6-330477SPEC 55434	11349	MOTOR, ALTERNATING CURRENT WITH ADAPTER PLATES	EA	1



TS 3510-208-20P/20

Figure 20. Tumbler Drive Motor Conduit Box and, Related Parts.

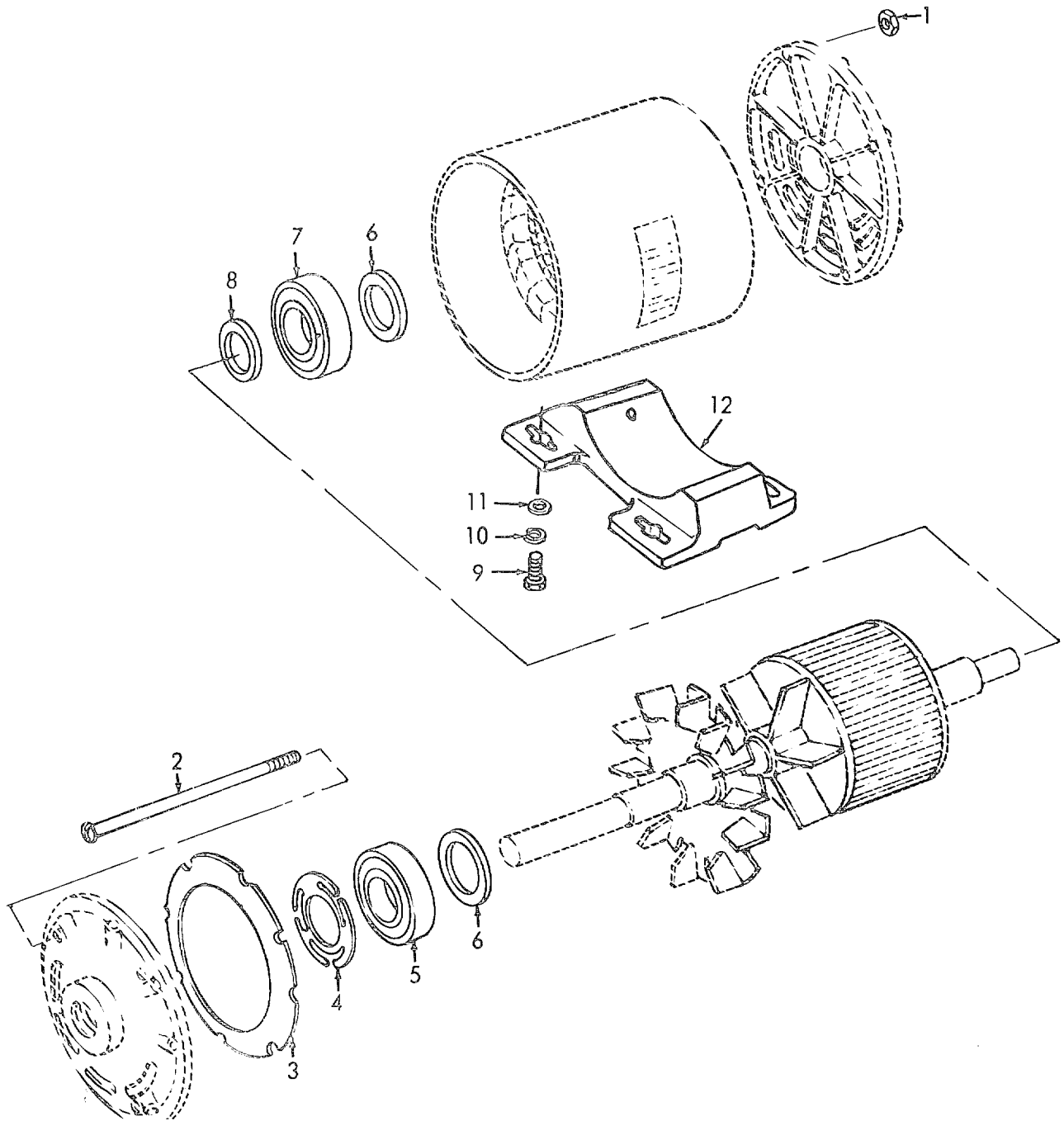
(1) ILLUSTRATION		(2)	(3)	(4)	(5)	(6) DESCRIPTION	(7)	(8)
(a) FIG NO.	(b) ITEM NO.	SMR CODE	NATIONAL STOCK NUMBER	PART NUMBER	FSCM	UOC	U/M	QTY INC IN UNIT
						GROUP 12 - TUMBLER DRIVE MOTOR CONDUIT BOX		
20	1	PAOZZ	5305-00-933-7227	C4316	29633	SCREW, COVER CONDUIT BOX	EA	4
20	2	XBOZZ		A4865	29633	COVER, CONDUIT BOX	EA	1
20	3	MOOOO		6-1-2337-20-457A	81337	CONDUIT, RIGID TUMBLER DRIVE MOTOR TO CONTROL PANEL MANUFACTURE FROM:	EA	1
20		PAOZZ	5975-00-178-1216	WWC563SIZE3-4	81349	CONDUIT, RIGID: 3/4 IN , 37 IN. REQUIRED	FT	V
20	4	MOOOO		6-1-2337-20-456A	81337	CONDUIT, RIGID. TUMBLER DRIVE MOTOR TO TUMBLER EXHAUST MOTOR MANUFACTURE FROM	EA	1
20		PAOZZ		WWC563SIZE1-2	81349	CONDUIT, RIGID, 1/2 IN, 31-1/2 IN. REQUIRED	FT	V
20		PAOZZ	5975-00-179-0098	5121	59730	ELBOW, CONNECTOR, ELECTRICAL- CONDUIT BOX TO EXHAUST MOTOR	EA	2
20	6	PAOZZ	5935-00-317-3116	5221	59730	CONNECTOR, STRAIGHT, ELECTRICAL CONDUIT BOX TO CONDUIT AND EXHAUST MOTOR	EA	2
20	7	PAOZZ	5305-00-933-7229	F4334	29633	SCREW, CONDUIT BOX MTG	EA	2
20	8	XBOZZ		A4864	29633	BOX, CONDUIT: TUMBLER DRIVE MOTOR	EA	1



TS 3510-208-20P/21

Figure 21. Tumbler Drive Motor and Mounting Bracket.

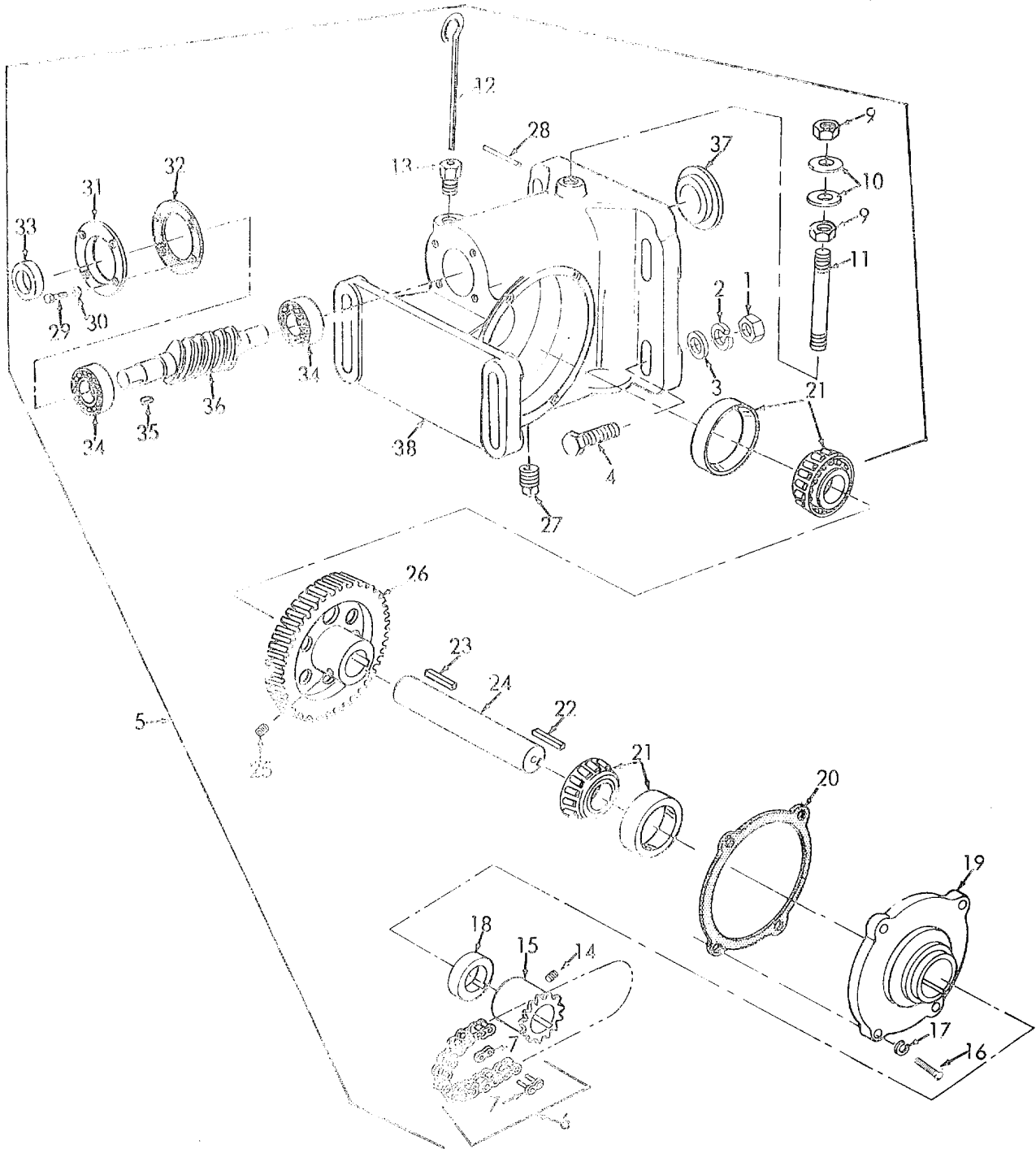
(1) ILLUSTRATION		(2)	(3)	(4)	(5)	(6) DESCRIPTION	(7)	(8)
(a) FIG NO.	(b) ITEM NO.	SMR CODE	NATIONAL STOCK NUMBER	PART NUMBER	FSCM	UOC	U/M	QTY INC IN UNIT
						GROUP 13 - TUMBLER DRIVE MOTOR AND RELATED PARTS		
21	1	PAOZZ	5310-00-732-0556	MS51967-8	96906	NUT, PLAIN, HEXAGON MOTOR, BRACE AND BRACKET MTG	EA	11
21	2	PAOZZ	5310-00-637-9541	MS35338-46	96906	WASHER, LOCK TUMBLER DRIVE MOTOR, BRACE AND BRACKET MTG	EA	11
21	3	PAOZZ	5310-00-809-4061	MS27183-15	96906	WASHER, FLAT: TUMBLER DRIVE MOTOR, BRACE AND BRACKET MTG	EA	13
21	4	PAOZZ	5305-00-269-3213	MS90725-62	96906	SCREW, CAP, HEXAGON HEAD. TUMBLER DRIVE MOTOR, BRAKE AND BRACKET MTG	EA	13
21	5	PAOZZ	5305-00-058-0763	MSS5305-29	08288	SETSCREW, SQUARE HEAD TUMBLER DRIVE CHAIN, ADJUSTING	EA	2
21	6	PAOZZ	5310-00-761-6882	MS51967-2	96906	NUT, PLAIN, HEXAGON TUMBLER DRIVE CHAIN, ADJUSTING	EA	4
21	7	XBOZZ		6-1-2330-20-156A	81337	GUARD TUMBLER DRIVE CHAIN, ADJUSTING	EA	1
21	8	PAOZZ	5305-00-724-5896	MS51964-41	96906	SETSCREW- COUPLING RETAINING	EA	2
21	9	PAOZZ	3010-00-430-9223	FCN15-5-81NX3-4 IN	71041	COUPLING TUMBLER DRIVE MOTOR WITH SPIDER ASSEMBLY	EA	1
21	10	PAOZZ	3010-00-138-7995	SCBB15	71041	SPIDER. TUMBLER MOTOR COUPLING	EA	1
21	11	PAOZZ	5315-00-781-1996	MS20068-102	96906	KEY COUPLING MTG	EA	1
21	12	XBOZZ		ML148	29679	BRACE CYLINDER MOTOR MTG	EA	1
21	13	XBOZZ		6-1-2330-20-144A	81337	BRACKET CYLINDER MOTOR MTG	EA	1
21	14	PAOFF	6105-00-136-8475	38A545161	29633	MOTOR, ELECTRICAL TUMBLER DRIVE, 1/2 HP, 2081/220/440, 3 PHASE, 60 CYCLE	EA	1



TS 3510-208-20P/22

Figure 22. Tumbler Drive Motor.

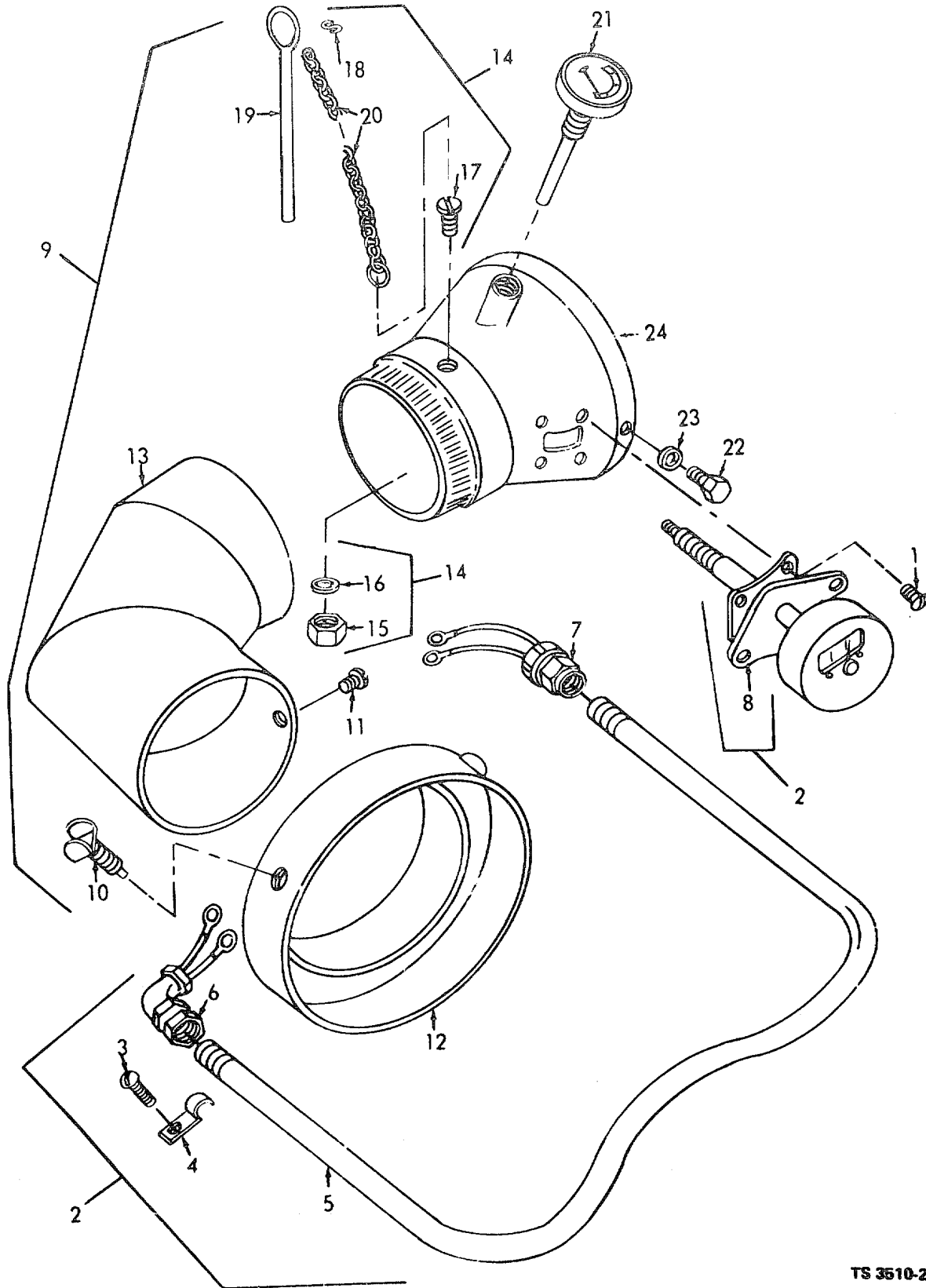
(1) ILLUSTRATION		(2)	(3)	(4)	(5)	(6) DESCRIPTION	(7)	(8)
(a) FIG NO.	(b) ITEM NO.	SMR CODE	NATIONAL STOCK NUMBER	PART NUMBER	FSCM	UOC	U/M	QTY INC IN UNIT
22	9	PAOZZ	5305-00-057-9613	MS24621-32	96906	SCREW, TAPPING, THREADED: TUMBLER MOTOR TO BASE MTG	EA	4
22	10	PAOZZ	5310-00-407-9566	MS35338-45	96906	WASHER, LOCK: TUMBLER MOTOR TO BASE MTG	EA	2
22	11	PAOZZ	5310-00-087-7493	MS27183-13	96906	WASHER, FLAT: TUMBLER MOTOR TO BASE MTG	EA	2
22	12	XBOZZ		47950	29633	BASE: TUMBLER MOTOR MTG	EA	1



TS 3510-208-20P/23

Figure 23. Speed Reducer.

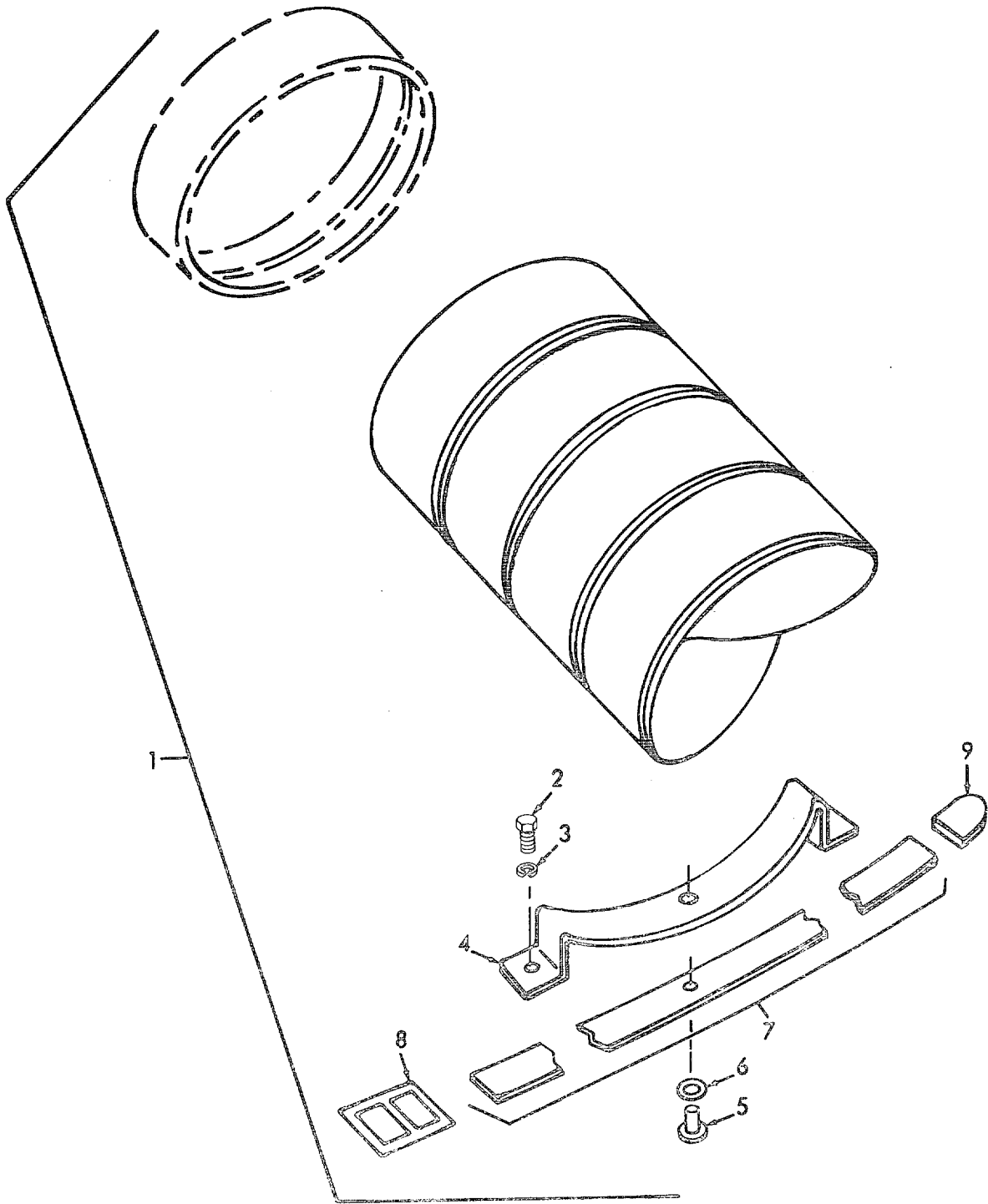
(1) ILLUSTRATION		(2)	(3)	(4)	(5)	(6) DESCRIPTION	(7)	(8)
(a) FIG NO.	(b) ITEM NO.	SMR CODE	NATIONAL STOCK NUMBER	PART NUMBER	FSCM	UOC	U/M	QTY INC IN UNIT
23	12	PAOZZ	6680-00-157-8259	ML25	29679	GROUP 14. - SPEED REDUCER GAGE, OIL BAYONET	EA	1
23	13	PAOZZ	4730-00-467-5505	ML89	29679	PLUG, GAGE ROD	EA	1
23	27	PAOZZ	4730-00-042-6318	219198	24617	PLUG, PIPE: HOUSING DRAIN	EA	1



TS 3510-208-20P/24

Figure 24. Exhaust Duct and Adapter.

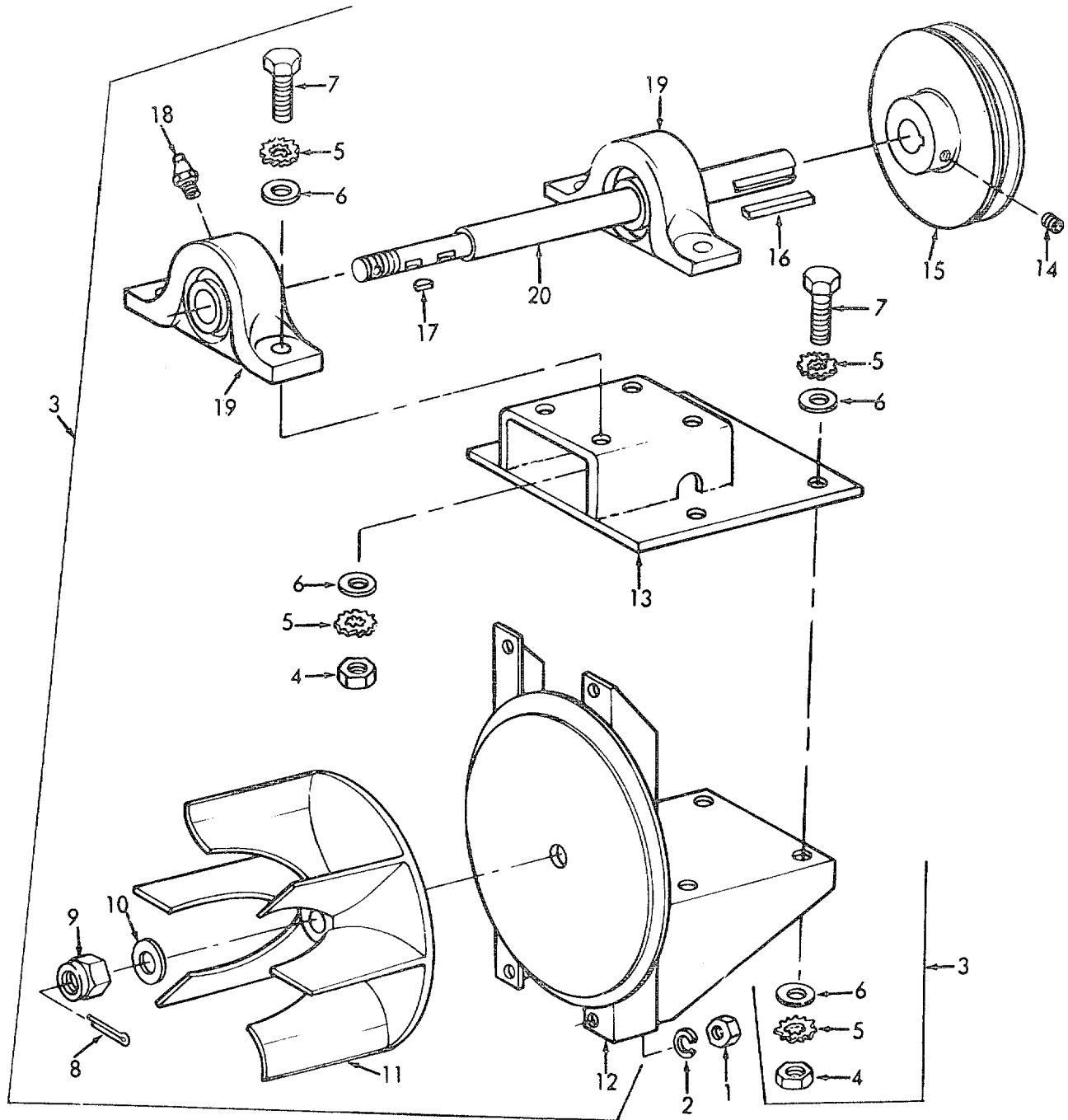
(1) ILLUSTRATION		(2)	(3)	(4)	(5)	(6) DESCRIPTION	(7)	(8)
(a) FIG NO.	(b) ITEM NO.	SMR CODE	NATIONAL STOCK NUMBER	FSCM	PART NUMBER	UOC	U/M	QTY INC IN UNIT
						GROUP 15 - EXHAUST DUCT AND ADAPTER		
24	1	PAOZZ	5305-00-012-5978	08288	MSS5305-10	SCREW, SHEET METAL. AIR TEMPERATURE CONTROL MTG	EA	2
24	2	XDDOO	6685-00-472-5764	39709	M41SPEC23720	CONTROL, AIR TEMPERATURE TUMBLER EXHAUST		
24	3	PAOZZ	5305-00-292-8875	81337	6-1-2337-20-496A	SCREW, MACHINE STRAP MTG, 1/4-20 THD SIZE X 1 IN LG	EA	1
24	4	PAOZZ	5340-00-200-6139	59730	4176	STRAP, RETAINING	EA	1
24	5	MOOOO		81337	6-1-2337-20-458A	CONDUIT, RIGID MANUFACTURE FROM	EA	1
		PAOZZ	5975-00-178-1216	81348	WWC563SIZE1-2	CONDUIT, RIGID, 4 FT REQUIRED	FT	V
24	6	XBOZZ		81337	6-1-2337-20-468A	CONNECTOR, ELBOW 1/2 IN	EA	1
24	7	XBOZZ		81337	6-1-2337-20-466A	CONNECTOR, STRAIGHT 1/2 IN	EA	1
24	8	PAOZZ	6685-00-472-5764	39709	M41SPEC23720	CONTROL, AIR TEMPERATURE TUMBLER EXHAUST	EA	1
24	9	XDOOO		81337	6-1-2328-20-93A	SPOUT, DISCHARGE ASSEMBLY	EA	1
24	10	XBOZZ		81337	6-0-325A	LOCKING CLIP ASSEMBLY	EA	2
24	11	PAOZZ	5305-00-012-5978	08288	MSS5305-10	SCREW, SHEET METAL ELBOW MTG	EA	2
24	12	PAOZZ	3510-00-871-7354	60883	6-1-1911-20-2A	FLANGE ASSEMBLY, TUMBLER EXHAUST	EA	1
24	13	PAOZZ	3510-00-411-2670	81337	6-1-1910-20-50A	ELBOW, FLUE, EXHAUST	EA	1
24	14	XBOOO		81337	6-1-2328-20-94A	PIN, RETAINER, ASSEMBLY	EA	1
24	15	PAOZZ	5310-00-815-1087	81337	6-1-2308-20-100A	NUT, PLAIN, HEXAGON CHAIN MTG SCREW	EA	1
24	16	PAOZZ	5310-00-834-7606	98906	MS35340-48	WASHER, LOCK CHAIN MTG SCREW	EA	1
24	17	PAOZZ	5305-00-614-0274	96906	MS35265-63	SCREW, FILLISTER HEAD CHAIN MTG, 10-24 THD SIZE, 1/2 IN LG	EA	1
24	18	PAOZZ	4030-00-281-1683	08288	MSS4030-6	HOOK, CHAIN, S	EA	1
24	19	XBOZZ		81337	6-1-2308-20-95A	PIN, RETAINER	EA	1
24	20	PAOZZ	4010-00-221-0738	81337	6-1-2308-20-96A	CHAIN, WELDED, 14 IN REQUIRED	FT	V
24	21	PAOZZ	6685-00-949-3339	65092	4300-50-500-6INS	THERMOMETER. TUMBLER EXHAUST	EA	1
24	22	PAOZZ	5305-00-068-0498	96906	MS35291-1	SCREW, CAP, HEXAGON HEAD SPOUT MTG	EA	4
24	23	PAOZZ	5310-00-042-6758	96906	MS35338-82	WASHER, LOCK SPOUT MTG	EA	4
24	24	XBOZZ		81337	6-1-2328-20-93A	SPOUT, DISCHARGE ASSEMBLY	EA	1



TS 3510-208-20P/25

Figure 25. Tumbler Heater Exhaust Duct and Retainer.

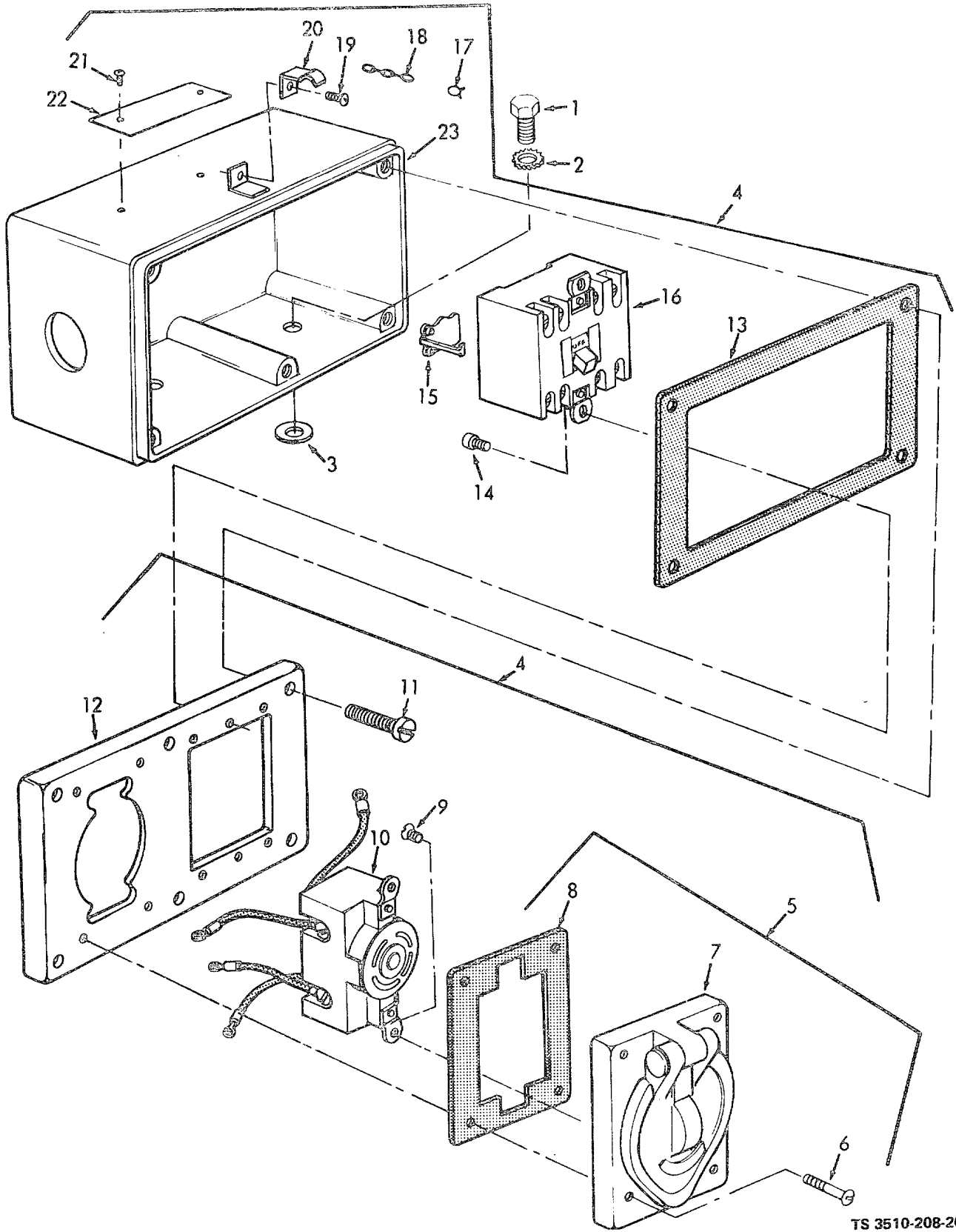
(1) ILLUSTRATION		(2)	(3)	(4)	(5)	(6) DESCRIPTION	(7)	(8)
(a) FIG NO.	(b) ITEM NO.	SMR CODE	NATIONAL STOCK NUMBER	PART NUMBER	FSCM	UOC	U/M	QTY INC IN UNIT
25	1	PAOOO	4520-00-300-0333	5-13-2090-32	81337	DUCT ASSEMBLY CANVAS, TUMBLER HEATER EXHAUST, 12 IN	EA	1
25	2	PAOZZ	5305-00-068-0502	MS90725-6	96906	SCREW, CAP, HEXAGON HEAD RETAINER MTG	EA	8
25	3	PAOZZ	5310-00-582-5965	MS35338-44	96906	WASHER, LOCK RETAINER MTG SCREW	EA	8
25	4	XBOZZ		6-1-1900-28A	81337	RETAINER, DUCT TUMBLER HEATER EXHAUST	EA	4
25	5	PAOZZ	5320-00-829-0493	MS20613-6P6	96906	RIVET, PAN HEAD RETAINER	EA	4
25	6	PAOZZ	5310-00-880-5977	MS15795-811	96906	WASHER, FLAT RETAINER RIVET	EA	9
25	7	XBOZZ		61-1978-28-2A	81337	STRAP	EA	4
25	8	PAOZZ		6-1-1978-29-5A	81337	BUCKLE, TONGUELESS	EA	2
25	9	PAOZZ		6-1-1978-28-6A	81337	CLIP, END	EA	2



TS 3510-208-20P/26

Figure 26. Exhaust Fan, Bracket and Jackshaft.

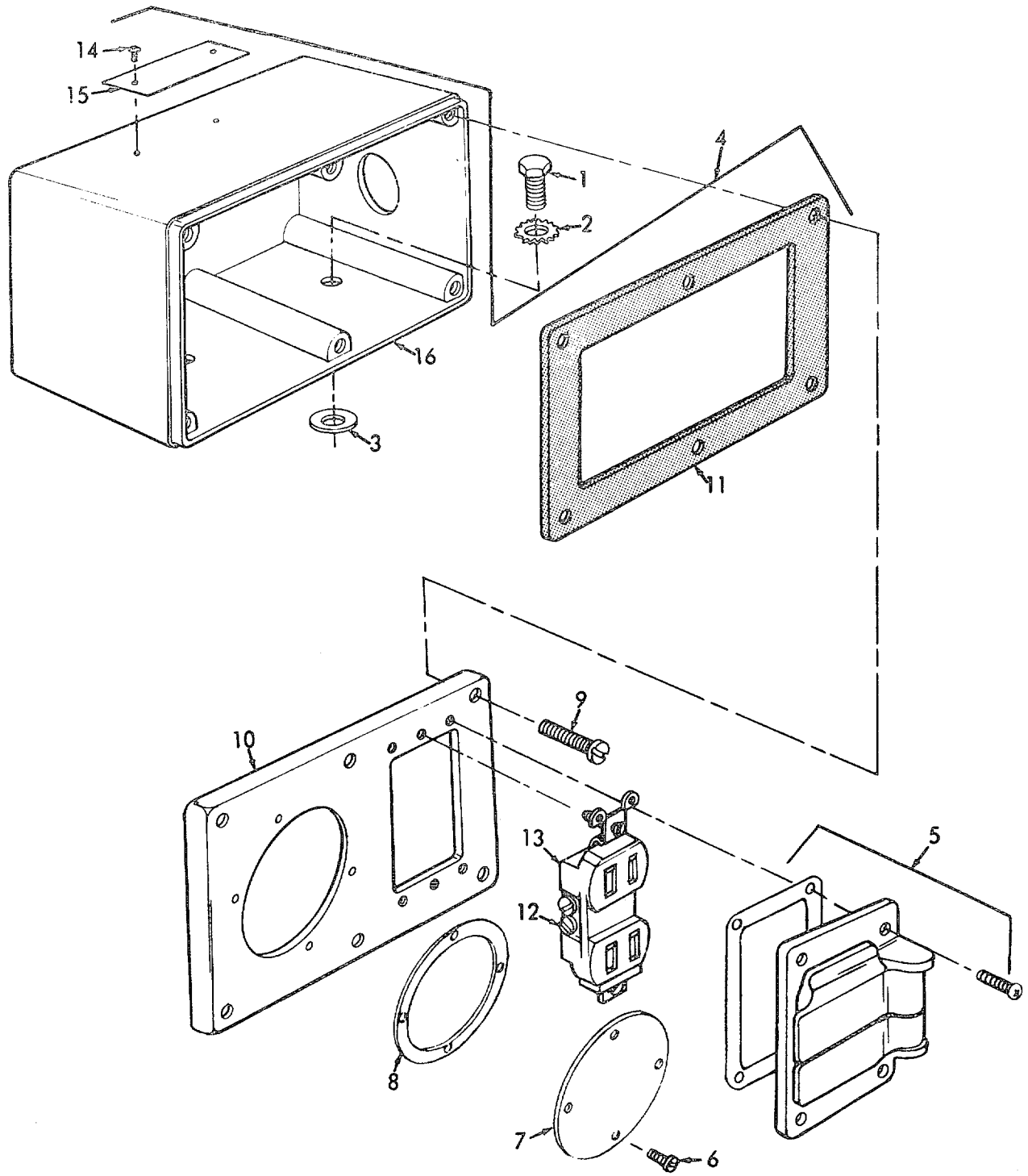
(1) ILLUSTRATION		(2)	(3)	(4)	(5)	(6) DESCRIPTION	(7)	(8)
(a) FIG NO.	(b) ITEM NO.	SMR CODE	NATIONAL STOCK NUMBER	PART NUMBER	FSCM	UOC	U/M	QTY INC IN UNIT
						GROUP 16 - EXHAUST FAN, BRACKET AND JACKSHAFT		
26	1	PAOZZ	5310-00-297-2540	6-1-2322-20-92A	81337	NUT, SELF-LOCKING, HEXAGON COVER AND BRACKET MTG	EA	2
26	2	PAOZZ	5310-00-261-7340	6-1-2322-20-91A	81337	WASHER, LOCK BRACKET TO HOUSING	EA	2
26	3	PAOO	3510-00-253-0590	6-1-2328-20-77A	81337	BLOWER, EXHAUST ASSEMBLY	EA	1
26	4	PAOZZ	5310-00-297-2540	6-1-2322-20-92A	81337	NUT, SELF-LOCKING, HEXAGON BRACKET AND BEARING UNIT MTG	EA	8
26	5	PAOZZ	5310-00-061-1258	MS45904-76	98906	WASHER, LOCK BRACKET AND BEARING UNIT MTG	EA	16
26	6	PAOZZ	5310-00-809-4061	MS27183-15	96906	WASHER, FLAT BRACKET AND BEARING UNIT MTG	EA	16
26	7	PAOZZ	5305-00-269-3213	MS35297-62	98906	SCREW, CAP, HEXAGON HEAD BEARING UNIT AND BRACKET MTG	EA	8
26	8	PAOZZ	5315-00-816-1794	6-1-2322-20-82A	81337	PIN, COTTER FAN MTG 3/32 X 1 IN LG	EA	1
26	9	PAOZZ	5310-00-269-6250	6-1-2322-20-85A	81337	NUT, CASTELLATED. FAN MTG, 9/16-18 THD SIZE	EA	1
26	10	PAOZZ	5310-00-933-7232	6-1-2322-20-84A	81337	WASHER, FLAT FAN TO SHAFT MTG	EA	2
26	11	PAOZZ	3510-00-359-9351	ML5	29679	FAN, EXHAUST	EA	1
26	12	XBOZZ		6-1-2322-20-78A	81337	COVER AND BRACKET: EXHAUST FAN	EA	1
26	13	XBOZZ		6-1-2322-20-83A	81337	BRACKET EXHAUST FAN	EA	1
26	14	PADZZ	5305-00-724-5835	MS51963-88	95906	SETCSREW PULLEY MTG, SOCKET HEAD, CUP POINT	EA	1
26	15	PADOZZ	3020-00-214-3357	6-1-2322-20-80A	81337	PULLEY, EXHAUST, FAN	EA	1
26	16	PAOZZ	5315-00-815-9499	6-1-2322-20-81A	81337	KEY, MACHINE. PULLEY MNTG	EA	1
26	17	PAOZZ	5315-00-616-5526	6-1-2322-20-87A	81337	KEY, WOODRUFF FAN TO SHAFT MTG	EA	2
26	18	PAOZZ	2930-00-900-1580	MS15003-1	96906	FITTING, GREASE JACKSHAFT ASSEMBLY	EA	2
26	19	PAOZZ	3130-00-116-9031	P212	36384	BEARING UNIT: JACKSHAFT ASSEMBLY	EA	2
26	20	PAOZZ	3510-00-214-3358	565301023	45035	SHAFT, BLOWER	EA	1



TS 3510-208-20P/27

Figure 27. Switch Box, Generator to Water Pump.

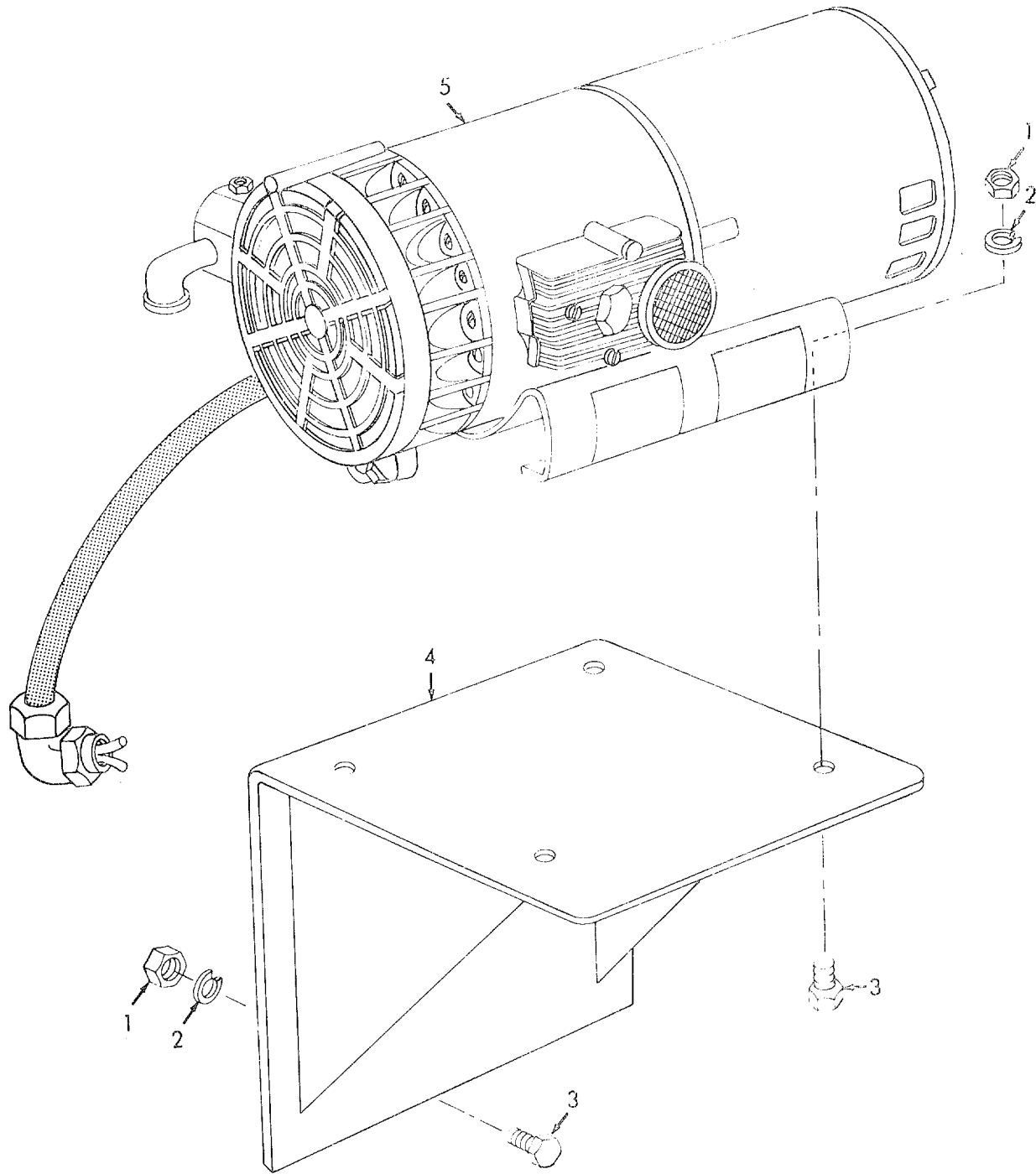
(1) ILLUSTRATION		(2)	(3)	(4)	(5)	(6) DESCRIPTION	(7)	(8)
(a) FIG NO.	(b) ITEM NO.	SMR CODE	NATIONAL STOCK NUMBER	PART NUMBER	FSCM	UOC	U/M	QTY INC IN UNIT
						GROUP 17 - SWITCH BOX, GENERATOR TO WATER PUMP		
27	1	PAOZZ	5305-00-068-0502	MS90725-6	96906	SCREW, CAP, HEXAGON HEAD SWITCH BOX MTG	EA	2
27	2	PAOZZ	5310-00-582-5965	MS35338-44	96906	WASHER, LOCK SWITCH BOX MTG	EA	2
27	3	PAOZZ	5310-00-880-5977	MS15795-811	96906	WASHER, FLAT SWITCH BOX MTG	EA	2
27	4	PAOOO		6-1-1909-21-56A	81337	BOX, ASSEMBLY WATER PUMP SWITCH	EA	1
27	5	PAOZZ	5975-00-006-0355	94781	79466	COVER, BOX WATER PUMP SWITCH	EA	1
27	6	PAOZZ	5305-00-013-1904	6-1-1909-21-62A	81337	SCREW, FILLISTER HEAD. COVERPLATE MTG	EA	8
27	7	PAOZZ	5975-00-840-5844	7420	74545	COVER, CONDUIT, OUTLET SWITCH BOX	EA	2
27	8	XAOZZ		6-1-1909-21-62A3	81337	GASKET, COVERPLATE SWITCH BOX	EA	2
27	9	PAOZZ	5305-00-151-3051	6-1-744-2-9-12A	81337	SCREW, FILLISTER HEAD RECEPTACLE MTG	EA	2
27	10	PAOZZ	5935-00-936-3605	7410G	74545	CONNECTOR, RECEPTACLE SWITCH BOX	EA	1
27	11	PAOZZ	5305-00-013-2056	MSS5305-33	08288	SCREW, FILLISTER HEAD COVER MTG	EA	6
27	12	XBOZZ		6-1-1909-21-99A	81337	COVER, BOX	EA	1
27	13	PAOZZ	5330-00-454-7528	94782	79466	GASKET, COVER, WATER PUMP SWITCH	EA	1
27	14	PAOZZ	5305-00-012-1880	16-1-1909-21-63A	81337	SCREW, FILLISTER HEAD. CIRCUIT BREAKER MTG	EA	2
27	15	PAOZZ	5950-00-674-5783	42118	04009	HEATER, THERMAL RELEASE SWITCH. DUPLEX	EA	1
27	16	PAOZZ	5925-00-300-4448	LL032U	04009	CIRCUIT BREAKER: SWITCH BOX	EA	1
27	17	XBOZZ		6-1-1909-21-576A	81337	CLIP, CHAIN	EA	1
27	18	XBOZZ		6-1-1909-21-578A	81337	CHAIN, 11 IN REQUIRED	FT	V
27	19	XBOZZ		6-1-1909-21-577A	81337	SCREW, MACHINE. CLAMP MTG	EA	2
27	20	XBOZZ		6-1-1909-21-574A	81337	CLAMP	EA	2
27	21	PAOZZ	5305-00-408-0127	D760347	04773	SCREW, PAN HEAD- PUMP SERVICE OUTLET NAMEPLATE MTG	EA	2
27	22	XBOZZ		6-1-1912-21-23A	81337	NAMEPLATE, PUMP SERVICE OUTLET	EA	1
27	23	XBOZZ		6-1-1909-21-56A	81337	BOX, CONDUIT, WATER PUMP SWITCH	EA	1



TS 3510-208-20P/28

Figure 28. Outlet Duplex Box.

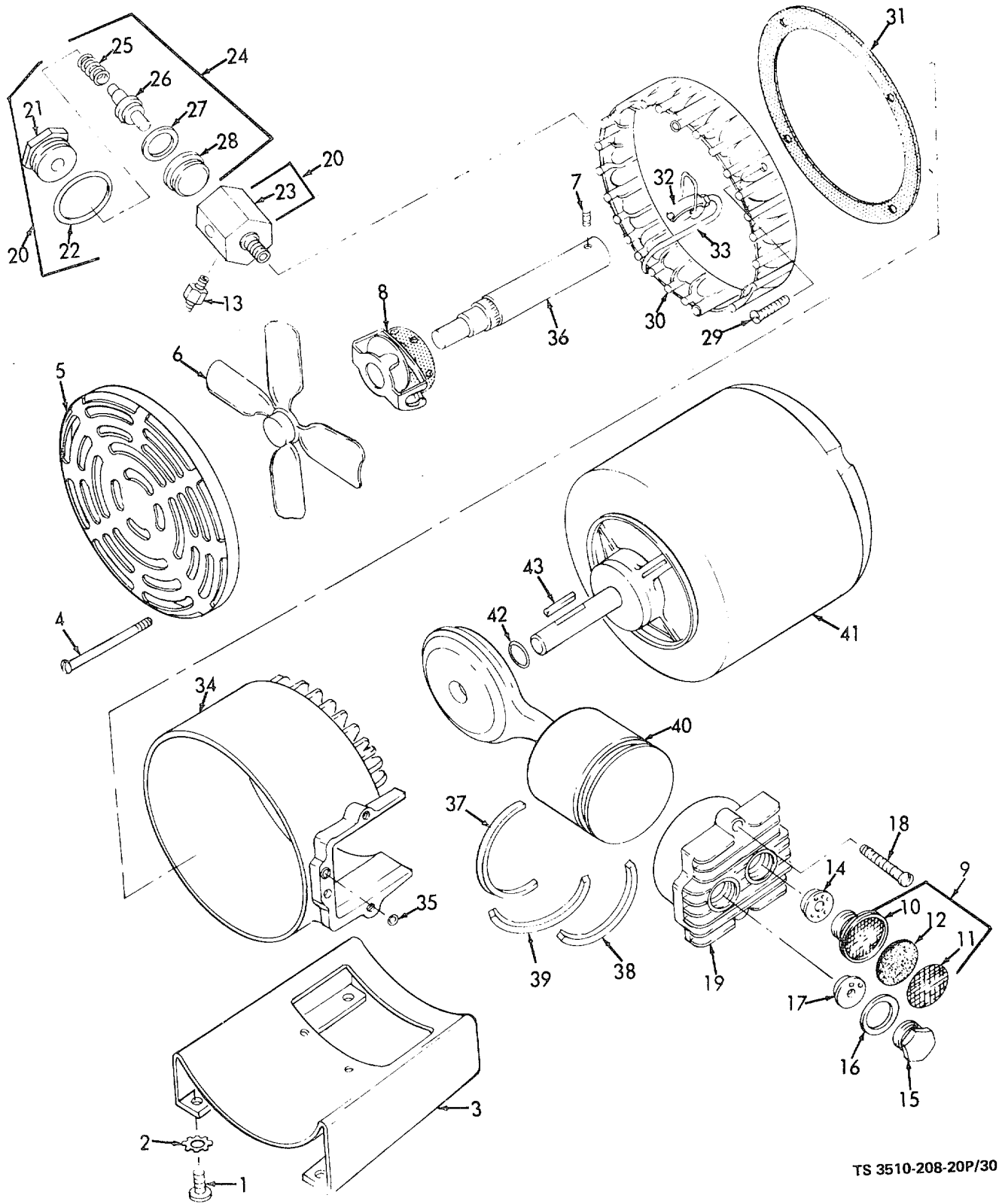
(1) ILLUSTRATION		(2)	(3)	(4)	(5)	(6) DESCRIPTION	(7)	(8)
(a) FIG NO.	(b) ITEM NO.	SMR CODE	NATIONAL STOCK NUMBER	PART NUMBER	FSCM	UOC	U/M	QTY INC IN UNIT
						GROUP 18 - OUTLET DUPLEX BOX		
28	1	PAOZZ	5305-00-068-0502	MS90725-6	96906	SCREW, CAP HEXAGON HEAD DUPLEX BOX MTG	EA	2
28	2	PAOZZ	5310-00-042-6758	MS35338-82	96906	WASHER, LOCK DUPLEX BOX MTG	EA	2
28	3	PAOZZ	5310-00-880-5977	MS15795-811	98906	WASHER, FLAT DUPLEX BOX MTG	EA	2
28	4	XBOZZ		6-1-1909-19-33A	81337	BOX, CONDUIT, DUPLEX OUTLET	EA	1
28	5	PAOZZ	5975-00-581-0768	DS70G	15235	COVER, CONDUIT, OUTLET DUPLEX BOX	EA	2
28	6	XBOZZ		6-1-1909-19-42A	81337	SCREW, MACHINE: COVER MTG	EA	4
28	7	XBOZZ		6-1-1909-19-41A	81337	PLATE, COVER	EA	1
28	8	XBOZZ		6-1-1909-19-40A	81337	GASKET: PLATE	EA	1
28	9	PAOZZ	5305-00-543-4925	MS35265-66	96906	SCREW, MACHINE COVER MTG	EA	6
28	10	PAOZZ	5975-00-713-8321	6-1-1909-21-39A	81337	COVER ODUPLEX BOX	EA	1
28	11	PAOZZ	5330-00-703-1402	6-1-1909-21-58A	81337	GASKET, COVER. DUPLEX BOX	EA	1
28	12	PAOZZ	5950-00-674-5783	42118	04009	HEATER, OVERLOAD	EA	1
28	13	PAOZZ	5925-00-300-4448	LLU32U	04009	CIRCUIT BREAKER LOAD LIMIT	EA	1
28	14	PAOZZ	5305-00-408-0127	D760347	04773	SCREW, PAN HEAD. DUPLEX OUTLET NAMEPLATE	EA	2
28	15	XBOZZ		6-1-1912-12-21A	60883	NAMEPLATE, DUPLEX OUTLET	EA	1
28	16	XBOZZ		6-1-1909-19-34A	81337	BOX, CONDUIT, DUPLEX OUTLET	EA	1



TS 3510-208-20P/29

Figure 29. Air Compressor and Mounting Bracket.

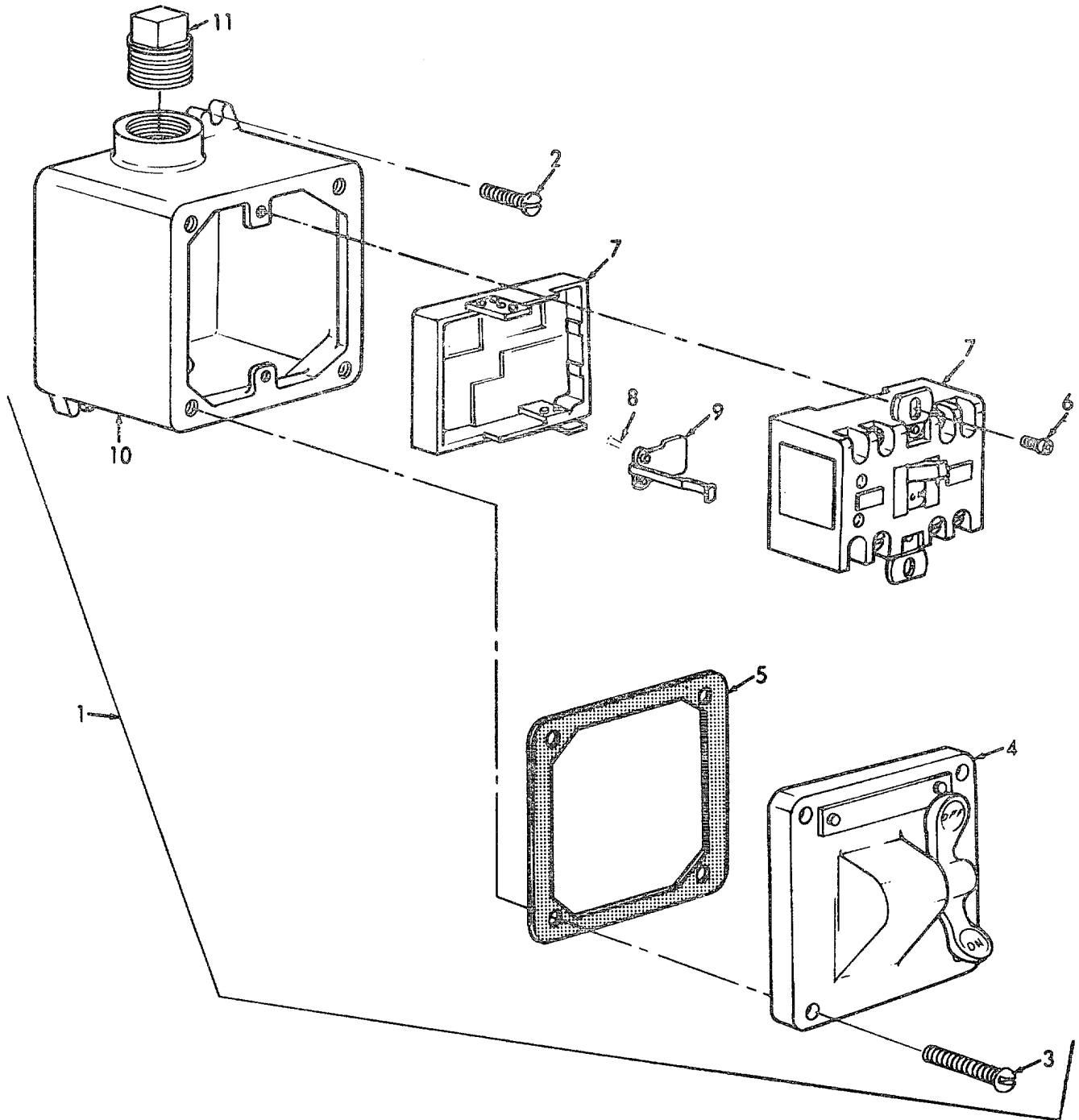
(1) ILLUSTRATION		(2)	(3)	(4)	(5)	(6) DESCRIPTION	(7)	(8)
(a) FIG NO.	(b) ITEM NO.	SMR CODE	NATIONAL STOCK NUMBER	PART NUMBER	FSCM	UOC	U/M	QTY INC IN UNIT
29	1	PAOZZ	5310-00-761-6882	MS51967-2	96906	GROUP 19 - AIR COMPRESSOR AND MOUNTING BRACKET NUT, PLAIN, HEXAGON:COMPRESSOR AND BRACKET MTG	EA	8
29	2	PAOZZ	5310-00-042-6758	M535338-82	96906	WASHER, LOCK:COMPRESSOR AND BRACKET MTG	EA	8
29	3	PAOZZ	5305-00-225-3839	M555305-21	08288	SCREW, CAP, HEXAGON HEAD: COMPRESSOR AND BRACKET MTG	EA	8
24	4	XBOZZ		6-1-1910-20-51A	60883	BRACKET: COMPRESSOR MTG	EA	1
25	5	PAOFF	4310-00-055-0666	SYC12-1	06631	COMPRESSOR ASSEMBLY, AIR	EA	1



TS 3510-208-20P/30

Figure 30. Air Compressor.

(1) ILLUSTRATION		(2)	(3)	(4)	(5)	(6) DESCRIPTION	(7)	(8)
(a) FIG NO.	(b) ITEM NO.	SMR CODE	NATIONAL STOCK NUMBER	PART NUMBER	FSCM	UOC	U/M	QTY INC IN UNIT
30	9	PAODO	4310-00-739-1603	SYC1Z195	06631	INTAKE CLEANER	EA	2
30	10	XBOZZ		SYC3-195	06631	CASE, FILTER, INTAKE	EA	2
30	11	XBOZZ		SYC1-1213	06631	INTAKE, FILTER SCREEN	EA	2
30	12	PAOZZ	4310-00-606-9913	SYCI-196	06631	FILTER, FELT	EA	2
30	13	PAOZZ	4820-00-739-1635	SYRA2-1	06631	VALVE, SAFETY RELIEF	EA	1
30	14	PAOZZ	4310-00-608-5785	SYCZ178	06631	INTAKE VALVE ASSETTBLY	EA	2
30	15	XBOZZ		SYC3-192	06631	VALVE, PLUG	EA	1
30	16	PAOZZ	4310-00-609-9616	SYC4-154	06631	GASKET, PLUG	EA	2
30	17	PAOZZ	4310-00-608-5782	SYC1Z178	06631	EXHAUST VALVE ASSEMBLY	EA	2
30	20	PAOOO	4310-00-756-9563	SYC8Z1275	06631	BODY, VALVE: AIR COMPRESSOR	EA	1
30	21	XBOZZ		SYC3-192	06631	VALVE, PLUG	EA	2
30	22	XBOZZ		SYC4-154	06631	GASKET, PLUG	EA	1
30	23	XBOZZ		SYCI2-1275BR	06631	BODY, VALVE, CHECK	EA	1
30	24	PAOZZ	4310-00-756-9564	SYCZ1315	06631	VALVE ASSEMBLY, COMPRESSOR	EA	1
30	25	XAOZZ		SYG1126SS	06631	SPRING, HELICAL, COMPRESSION	EA	1
30	26	XAOZZ		SYC1316SS	06631	STEM, VALVE	EA	1
30	27	XAOZZ		SYC1177	06631	RING, RETAINING	EA	1
30	28	XAOZZ		SYC1317BR	06631	SEAT, VALVE	EA	1
30	35	PAOZZ	5330-00-739-9087	SYC7-154	06631	PACKING, PREFORTED	EA	4
30	41	PAOZF	6105-00-933-7926	MV100D5106B	06631	MOTOR, ALTERNATING	EA	1



TS 3510-208-20P/31

Figure 31. Air Compressor Starter Switch.

(1) ILLUSTRATION		(2)	(3)	(4)	(5)	(6) DESCRIPTION	(7)	(8)
(a) FIG NO.	(b) ITEM NO.	SMR CODE	NATIONAL STOCK NUMBER	PART NUMBER	FSCM	UOC	U/M	QTY INC IN UNIT
						GROUP 20 - AIR COMPRESSOR STARTER SWITCH		
31	1	XBOZZ		LL032W	04009	SWITCH ASSEMBLY, STARTER COMPRESSOR	EA	1
31	2	PAOZZ	5305-00-988-1727	MS35206-283	96906	SCREW, MACHINE SWITCH BOX MTG, COMPRESSOR	EA	2
31	3	PAOZZ	5305-00-042-4509	MBOES424509	08288	SCREW ASSEMBLED WASHER COVER MTG	EA	4
31	4	XBOZZ		39161-12	04009	COVER, SWITCH COMPRESSOR STARTER	EA	1
31	5	XBOZZ		6-1-1909-21-58A	81337	GASKET SWITCH COVER MTG	EA	1
31	6	PAOZZ	5305-00-515-8228	MBOES420427	08288	SCREW ASSEMBLED WASHER SWITCH MTG	EA	2
31	7	PAOZZ	5952-00-300-4448	LL032U	04009	SWITCH, COMPRESSOR STARTER	EA	1
31	8	XBOZZ		6-1-744-2-9-10A	81337	SCREW, MACHINE THERMAL RELEASE MTG	EA	4
31	9	PAOZZ	3510-00-906-9079	42115	04009	HEATER, THERMAL RELEASE COMPRESSOR STARTER	EA	1
31	10	XBOZZ		39161-11	04009	BOX, SWITCH COMPRESSOR STARTER	EA	1
31	11	PAOZZ	4730-00-263-3122	WWP471TYPE1	81349	PLUG, PIPE SWITCH BOX	EA	1

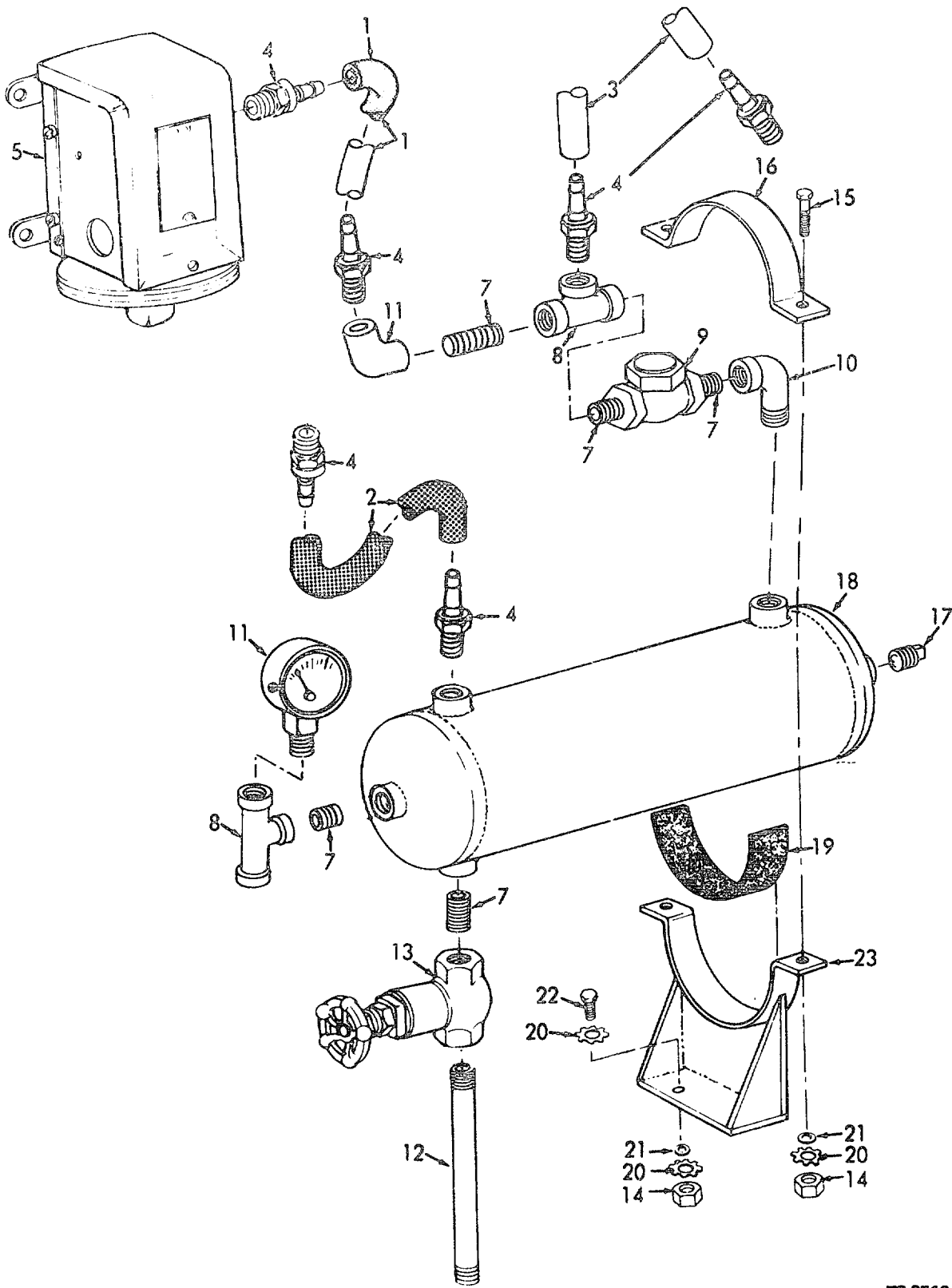
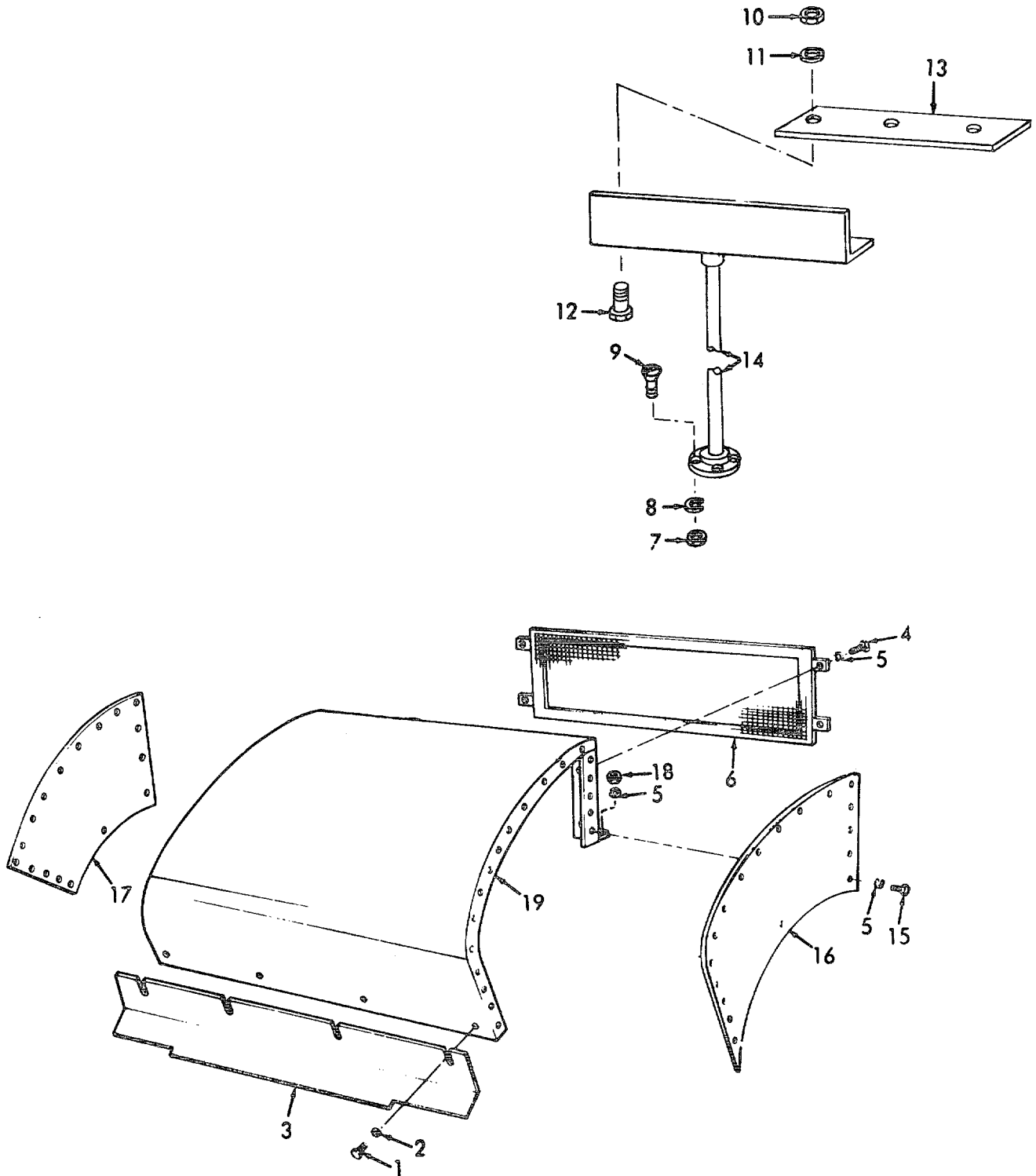


Figure 32. Air Cylinder and Related Parts.

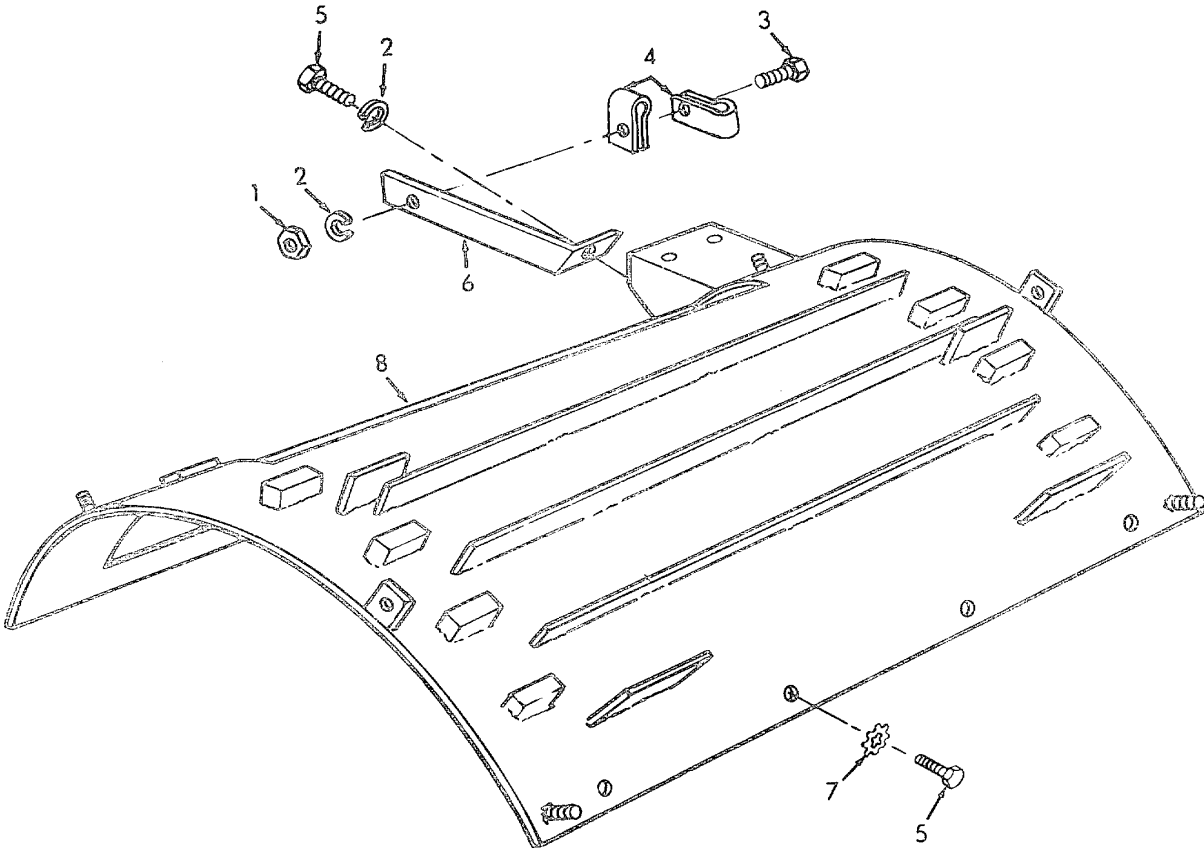
(1) ILLUSTRATION		(2)	(3)	(4)	(5)	(6) DESCRIPTION	(7)	(8)
(a) FIG NO.	(b) ITEM NO.	SMR CODE	NATIONAL STOCK NUMBER	PART NUMBER	FSCM	UOC	U/M	QTY INC IN UNIT
32	1	PAOZZ	4720-00-847-1710	2556-4	01276	GROUP 21 - AIR CYLINDER AND RELATED PARTS HOSE, RUBBER SWITCH TO TANK, UPPER, 10 IN. REQUIRED	FT	V
32	2	PAOZZ	4720-00-847-1710	2556-4	01276	HOSE, RUBBER SWITCH TO TANK, LOWER, 10 IN. REQUIRED	FT	V
32	3	PAOZZ	4720-00-847-1710	2556-4	01276	HOSE, RUBBER TANK TO COMPRESSOR, 30 IN. REQUIRED	FT	V
32	4	PAOZZ	4730-00-028-7021	4738-4-4B	00624	CONNECTOR, HOSE	EA	6
32	5	PAOZZ	5930-00-967-8796	9013AMG6	90211	SWITCH, PRESSURE	EA	1
32	6	PAOZZ	4730-00-426-r253	6-1-1910-20-40A	81337	ELBOW TANK TO LIFT VALVE	EA	1
32	7	PAOZZ	4730-00-277-9642	6-1-1910-20-45A	81337	NIPPLE, CLOSE 1/4 IN NPT	EA	5
32	8	PAOZZ	4730-00-257-2117	WWP5211TYPE2	81348	TEE, PIPE: 1/4 IN NPTGAGE MTG, HOSE TO SWITCH	EA	2
32	9	PAOZZ	4820-00-933-5987	132-1-4-400LB	88733	VALVE, LIFT	EA	1
32	10	XBOZZ		6-1-1910-20-41A	81337	ELBOW, STREET, 90 DEGREES	EA	1
32	11	PAOZZ	6685-00-949-4876	P631S	61349	CGAGE, PRESSURE, DIAL: COMPRESSOR TANK	EA	1
32	12	XBOZZ		6-1910-20-43A	81337	PIPE, DRAIN: TANK DRAIN, 1/4 NPT	EA	1
32	13	PAOZZ	4820-00-962-5834	410SIZE1-4IN	14959	VALVE, GATE	EA	1
32	14	PAOZZ	5310-00-761-6882	MS51967-2	96906	NUT, HEXAGON HEAD: RECEIVER TANK COLLAR MTG	EA	8
33	15	PAOZZ	5305-00-071-2241	MS35291-10	96906	SCREW, CAP, HEXAGON HEAD: TANK COLLAR TO BRACKET	EA	4
33	16	XBOZZ		6-1-1910-20-10A	81337	COLLAR, RECEIVER TANK	EA	2
32	17	PAOZZ	4730-00-947-0890	6-1-1910-20-13A	81337	PLUG, TANK: 1/4 IN. NPT	EA	2
32	18	PAOZZ	4520-00-933-7944	200-198REVA	96480	TANK, RECEIVER, AIR	EA	1
32	19	PAOZZ	8305-00-261-8850	6-1-1910-20-8A	81337	WEBBING, COTTON: TANK MGT, 1-1/4 IN. W, 9 IN. LG	YD	2
32	20	XBOZZ		6-1-1910-20-21A	81337	WASHER, EXTERNAL TOOTH: RECEIVER TANK BRACKET MTG	EA	8
32	21	PAOZZ	5310-00-838-6056	MSS5310-32	08288	WASHER, FLAT: RECEIVER TANK BRACKET MGT	EA	4
32	22	PAOZZ	5305-00-225-3840	MS90725-7	96906	SCREW, CAP HEXAGON HEAD: RECEIVER TANK BRACKET	EA	4
32	23	XBOZZ		6-1-1910-20-14A	81337	BRACKET, RECEIVER TANK	EA	2



TS 3510-208-20P/33

Figure 33. Heat Exchanger Hood.

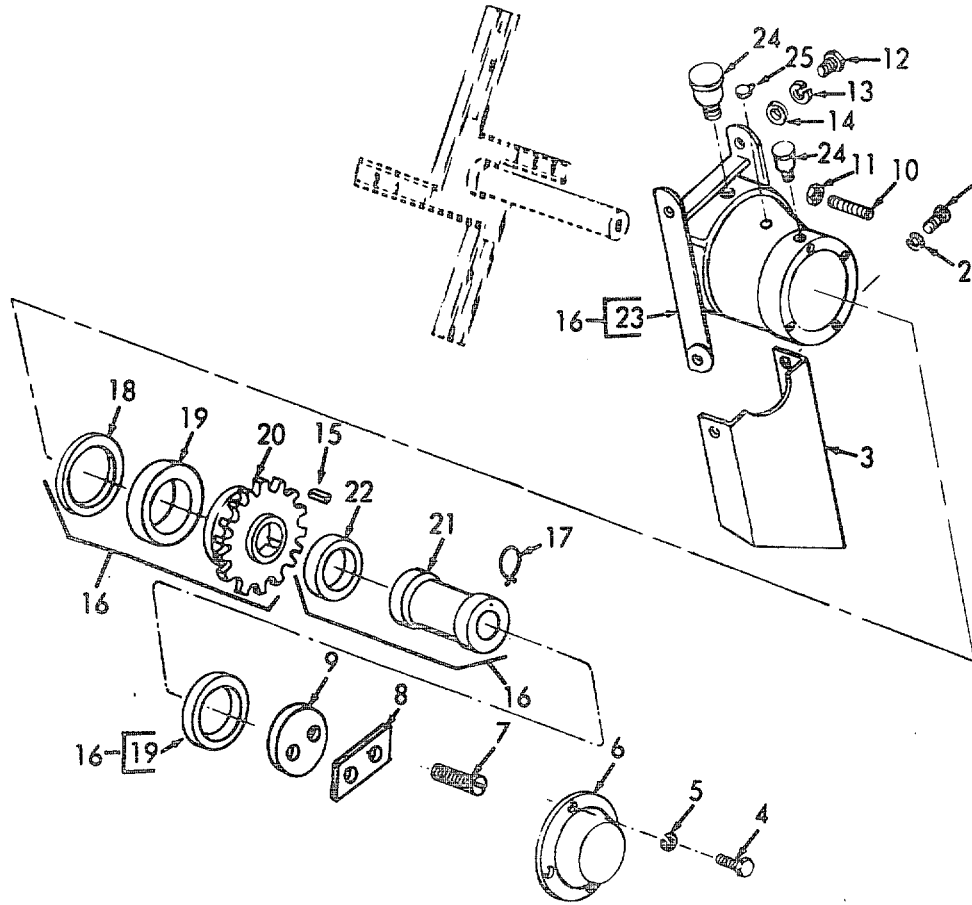
(1) ILLUSTRATION		(2)	(3)	(4)	(5)	(6) DESCRIPTION	(7)	(8)
(a) FIG NO.	(b) ITEM NO.	SMR CODE	NATIONAL STOCK NUMBER	PART NUMBER	FSCM	UOC	U/M	QTY INC IN UNIT
						GROUP 22 - HEAT EXCHANGER HOOD		
33	1	PAOZZ	5305-00-016-9496	MSS5305-10	08288	SCREW, SHEET METAL PLATE MTG	EA	4
33	2	PAOZZ	5310-00-834-7606	MS35340-48	96906	WASHER, LOCK PLATE MTG	EA	4
33	3	PAOZZ	3510-00-460-6092	6-1-2339-20-352A	81337	PLATE, COVER	EA	1
33	4	PAOZZ	5305-00-614-0274	MS35265-63	96906	SCREW, MACHINE SCREEN MTG	EA	4
33	6	PAOZZ	3510-00-359-9373	563902007	45035	SCREEN HOOD VENTILATION	EA	1
33	7	PAOZZ	5310-00-088-1251	MS51922-1	96906	NUT, SELF-LOCKING, SUPPORT STRUT MTG	EA	4
33	8	PAOZZ	5310-00-550-1130	MS35333-48	96906	WASHER, LOCK. INTERNAL TOOTH SUPPORT STRUT MTG	EA	4
33	9	PAOZZ	5305-00-719-5007	MS51959-83	96906	SCREW, FLAT HEAD. SUPPORT STRUT MTG	EA	4
33	10	PAOZZ	5310-00-087-4652	MS51922-17	96906	NUT, SELF-LOCKING SUPPORT STRUT MTG	EA	3
33	11	PAOZZ	5310-00-616-7998	MS35334-21	96906	WASHER, LOCK INTERNAL TOOTH, SUPPORT STRUT MTG	EA	3
33	12	PAOZZ	5305-00-782-9489	MS90728-66	96906	SCREW, MACHINE, HEXAGON HEAD, SELF-LOCKING. SUPPORT STRUT MTG	EA	3
33	13	XBOZZ		6-1-1910-20-57A	81337	PLATE, BACK-UP HEAT EXCHANGER SUPPORT STRUT	EA	1
33	14	XBOZZ		6-1-1910-20-56A	81337	STRUT HEAT EXCHANGER SUPPORT	EA	1
33	15	PAOZZ	5305-00-068-0500	MS90725-3	96906	SCREW, CAP, HEXAGON HEAD COVER MTG	EA	37
33	16	PAOZZ	3510-00-152-8237	6-1-2361-20-295A	81337	COVER, REAR	EA	1
33	17	PAOZZ	3510-00-026-0410	6-1-2361-20-293A	81337	COVER, FRONT	EA	1



TS 3510-208-20P/35

(1) ILLUSTRATION		(2)	(3)	(4)	(5)	(6) DESCRIPTION	(7)	(8)
(a) FIG NO.	(b) ITEM NO.	SMR CODE	NATIONAL STOCK NUMBER	PART NUMBER	FSCM	UOC	U/M	QTY INC IN UNIT
35	1	PAOZZ	5310-00-851-2674	MS35691-1	95906	GROUP 24-AIR HEATER MOUNTING PLATE AND FUEL LINE SUPPORT NUT, PLAIN, HEXAGON CLAMP MTG, 1/4-20 THD SIZE	EA	1
35	2	PAOZZ	5310-00-582-5965	MS35338-44	95906	WASHER, LOCK: CLAMP AND FUEL LINE SUPPORT MTG	EA	11
35	3	PAOZZ	5305-00-225-3840	MS35291-7	96906	SCREW, CAP, HEXAGON HEAD CLAMP MTG, 1/4-20 THD SIZE, 7/8 IN LG	EA	1
35	4	PAOZZ	5340-00-200-6139	QQ1666	81349	CLAMP, TUMBLER FUEL LINE MTG, 1/2 IN	EA	2
35	5	PAOZZ	5305-00-068-0501	MS90725-5	96906	SCREW, CAP, HEXAGON HEAD PLATE AND FUEL LINE SUPPORT MTG	EA	14
35	6	XBOZZ		6-1-900-83A	81337	SUPPORT, FUEL LINE TUMBLER BURNER FUEL LINE	EA	1
35	7	PAOZZ	5310-00-988-7516	MSA5904-87	96906	WASHER, LOCK, INTERNAL, EXTERNAL TOOTH PLATE MTG 1/2 IN.	EA	4

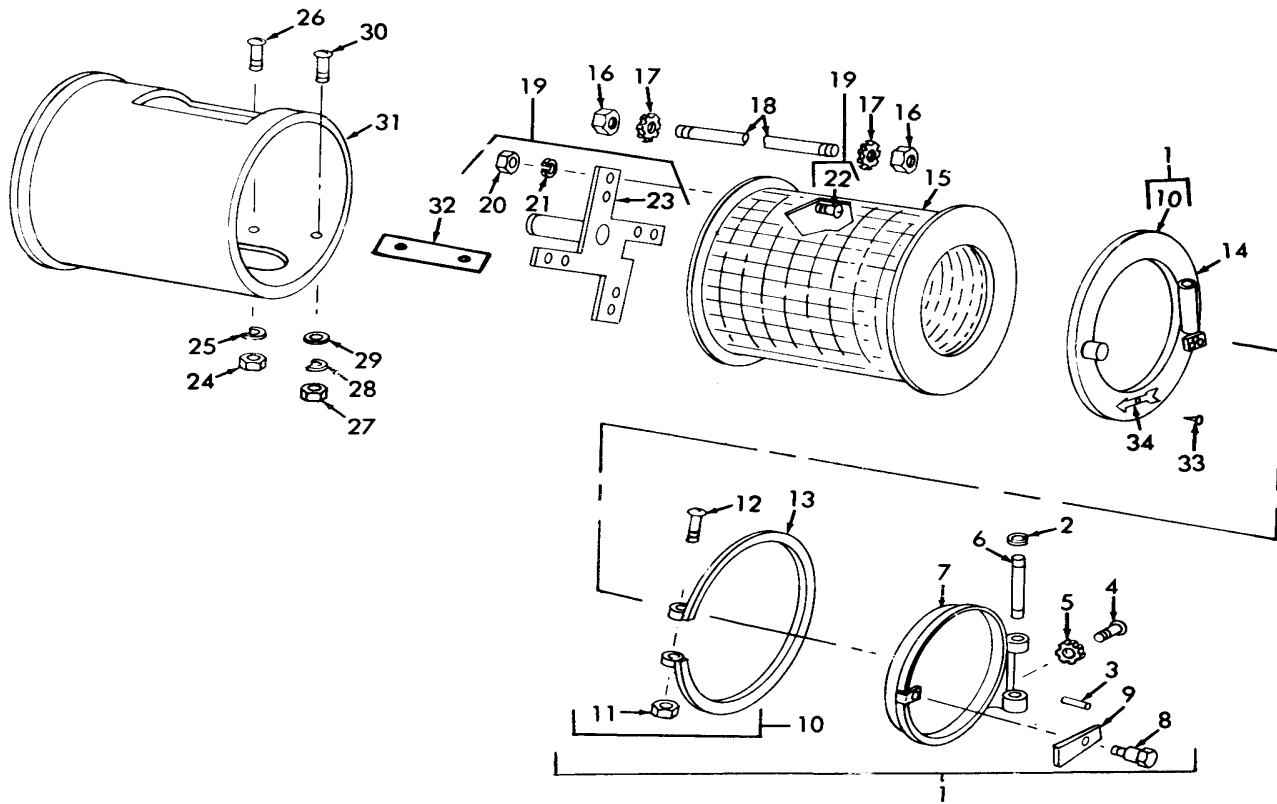
Figure 35. Air Heater Mounting Plate and Fuel Line Support.



TS 3510-208-20P/35

(1) ILLUSTRATION		(2)	(3)	(4)	(5)	(6) DESCRIPTION	(7)	(8)
(a) FIG NO.	(b) ITEM NO.	SMR CODE	NATIONAL STOCK NUMBER	PART NUMBER	FSCM	UOC	U/M	QTY INC IN UNIT
						GROUP 25 - TUMBLER CYLINDER, BASE, CONTROL PANEL, AND RELATED PARTS		
36	15	PAOZZ	5315-00-358-9291	6-1-2312-20-199A	72869	KEY: 5/16 SQ X 1-3/8 SPROCKET	EA	1
36	24	PAOZZ	4730-00-640-5665	60	76022	CUP, GREASE	EA	2
36	25	PAOZZ	4730-00-534-6934	112	24981	CUP, OIL	EA	1

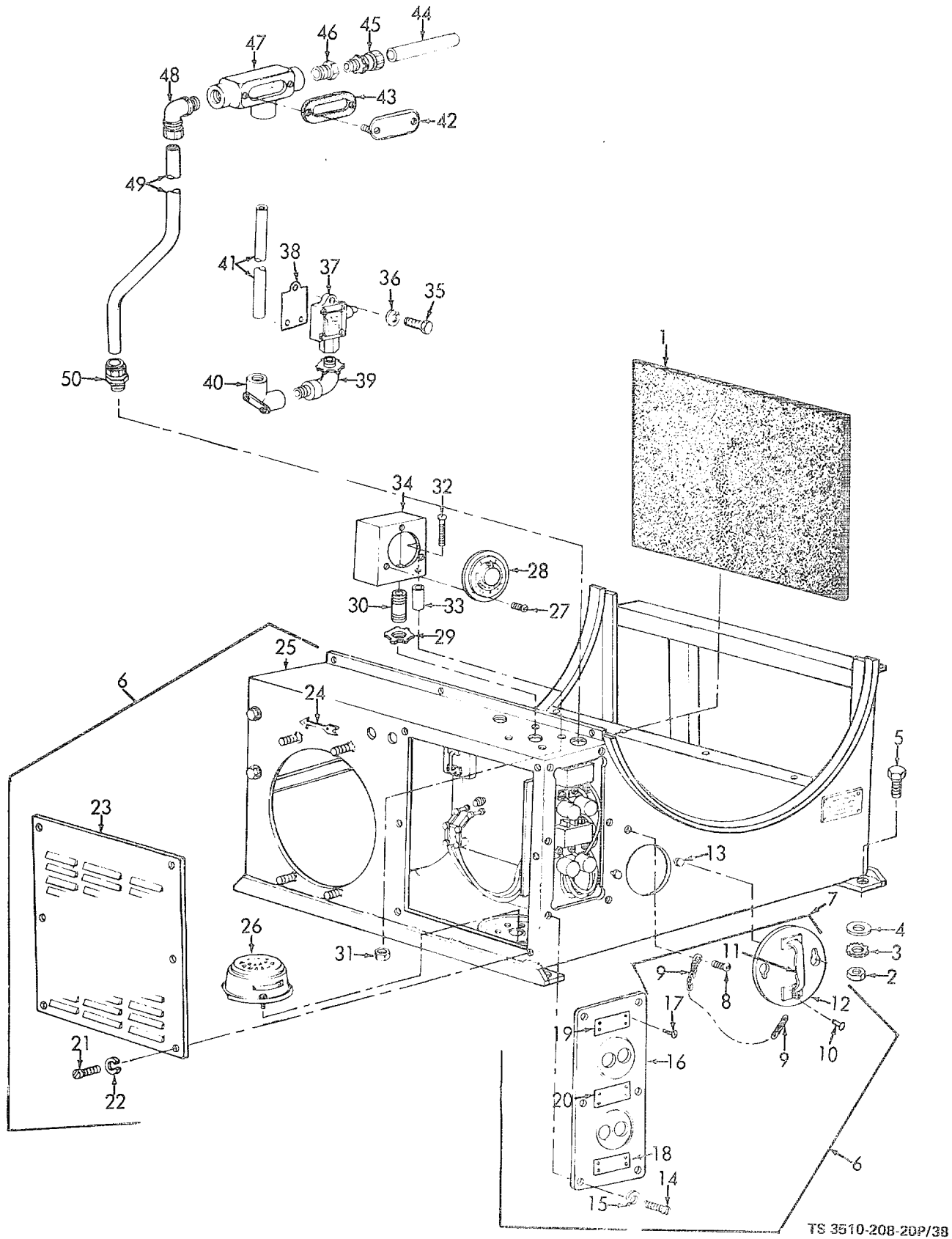
Figure 36. Trunnion.



TS 3510-208-20P/37

(1) ILLUSTRATION		(2)	(3)	(4)	(5)	(6) DESCRIPTION	(7)	(8)
(a) FIG NO.	(b) ITEM NO.	SMR CODE	NATIONAL STOCK NUMBER	PART NUMBER	FSCM	UOC	U/M	QTY INC IN UNIT
37	1	XDOOO	3510-00-460-6074	6-1-2329-20-123A	72869	DOOR: TUMBLER	EA	1
37	2	XBOZZ		6-1-2320-20-137A	72869	RING. SNAP	EA	1
37	3	PAOZZ	5315-00-221-6006	6-1-2329-20-138A	72869	PIN, TAPERED, PLAIN	EA	1
37	4	PAOZZ	5305-00-988-1720	MS35206-276	96906	SCREW, MACHINE	EA	1
37	5	XBOZZ		6-1-2329-20-513A	72869	WASHER, LOCK EXTERNAL TOOTH	EA	1
37	6	PAOZZ	5315-00-168-2942	6-1-2329-20-136A	72869	PIN, HINGE	EA	1
37	7	PAOZZ	3510-00-460-6074	6-1-2329-20-123A	72869	DOOR: TUMBLER	EA	1
37	8	PAOZZ	5305-00-933-7226	6-1-2329-20-139A	72860	SCREW, HANDLE	EA	1
37	9	PAOZZ	5340-00-195-5651	6-1-2329-20-128A	72869	HANDLE, DOOR	EA	1
37	33	PAOZZ	5305-00-175-3230	MS21318-14	96906	SCREW, DRIVE. INSTRUCTION PLATE, TUMBLER	EA	2
37	34	XBOZZ		6-1-2324-20-121A	72869	ARROW TUMBLER, DIRECTION, FRONT	EA	1

Figure 37. Tumbler Cylinder, Tumbler Barrel, Door Assembly and Related Parts.

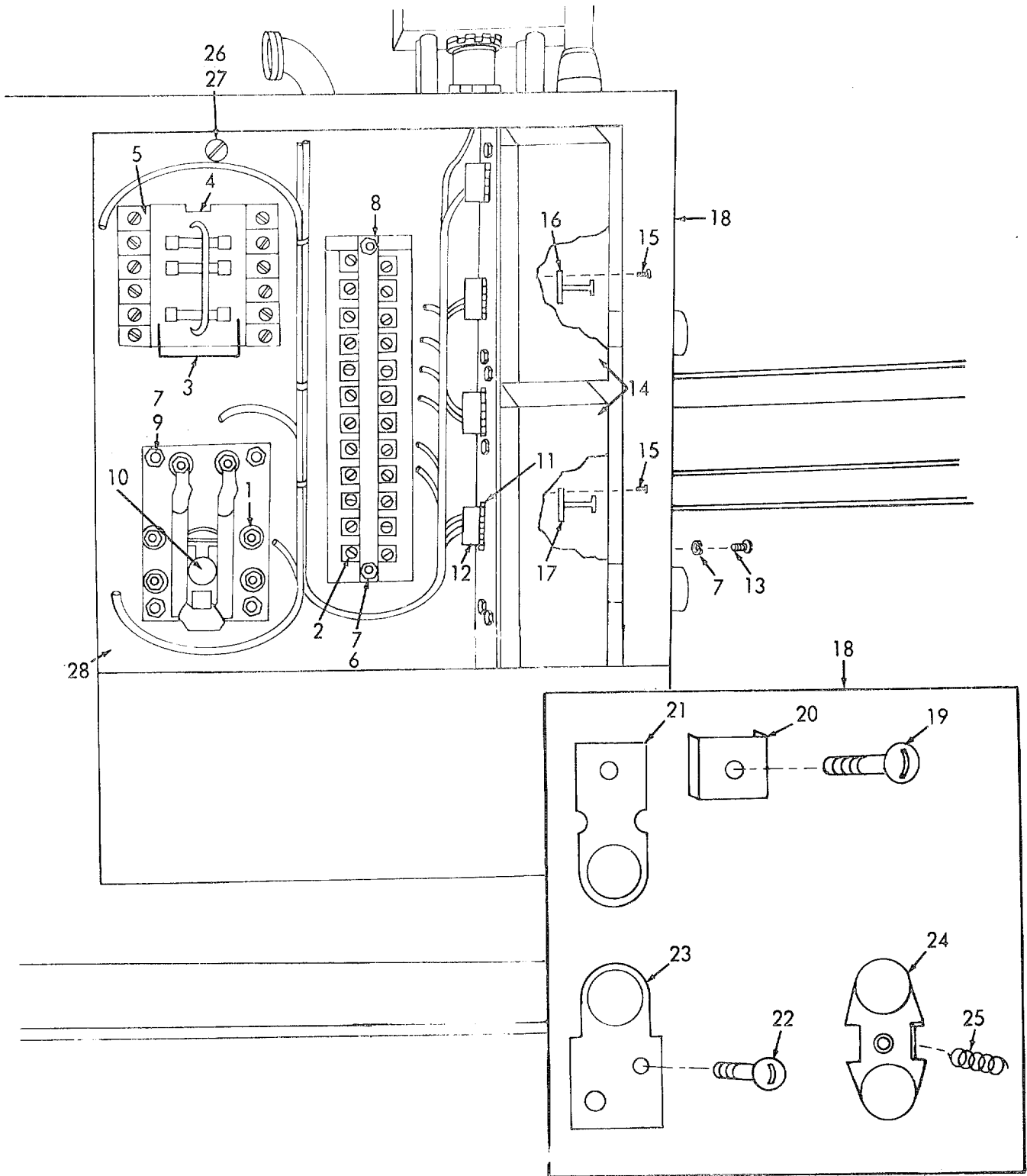


TS 3510-208-20P/38

Figure 38. Tumbler Base, Control Panel and Related Parts.

(1) ILLUSTRATION		(2)	(3)	(4)	(5)	(6) DESCRIPTION	(7)	(8)
(a) FIG NO.	(b) ITEM NO.	SMR CODE	NATIONAL STOCK NUMBER	PART NUMBER	FSCM	UOC	U/M	QTY INC IN UNIT
38	7	XBOOO		6-1-2319-20-262A	72869	COVER ASSEMBLY, CLEAN OUT DOOR	EA	1
38	8	XBOZZ		6-1-2319-20-531A	72869	RIVET CLEAN OUT DOOR CHAIN	EA	1
38	9	MOOOO		6-1-2319-20-270A	72869	CHAIN, LINK: CLEAN OUT DOOR MANUFACTURE- FROM:	EA	1
38		PAOZZ	4010-00-221-0738	6-1-2319-20-271A	72869	CHAIN, WELDED, TWISTED LINK: 10 IN. REQUIRED	FT	V
38	10	PAOZZ	5320-00-933-7945	6-1-2319-20-269A	72869	RIVET, SOLID: CLEAN OUT DOOR	EA	4
38	11	XAOZZ		C58055	60883	HANDLE: CLEAN OUT DOOR	EA	1
38	12	XBOZZ		6-1-2319-20-263A	72869	DOOR, CLEAN OUT	EA	1
38	13	PAOZZ	5320-00-933-7945	6-1-2319-20-269A	72869	RIVET, STEEL: CLEAN OUT DOOR FASTETING	EA	2
38	14	PAOZZ	5305-00-984-6212	MS35206-265	96906	SCREW, FILLISTER HEAD.SWITCH COVER MTG	EA	6
38	15	PAOZZ	5310-00-043-2226	6-1-2328-20-548A	72869	WASHER, LOCK: SWITCH COVER MTG	EA	6
38	16	XBOZZ		6-1-2328-20-76A	72869	COVER, SWITCH BOX	EA	1
38	17	XBOZZ		6-1-1910-20-542A	72869	SCREW, TAPPING, THD FORMING: NAMEPLATES AND INSTRUCTION; PLATE MTG	EA	12
38	18	XBOZZ		6-1-1910-20-541A	72869	PLATE, INSTRUCTION	EA	1
38	19	XBOZZ		6-1-1910-20-539A	72869	PLATE, NAME: NO. 1 SWITCH, BLOWERS, IGNITION	EA	1
38	20	XBOZZ		6-1-1910-20-540A	72869	PLATE, NAME: NO. 2 SWITCH, DRUM, FUEL VALVE	EA	1
38	21	PAOZZ	5305-00-984-6212	6-1-2328-20-102A	72869	SCREW, FILLISTER HEAD: CONTROL BOX COVER MTG	EA	6
38	22	XBOZZ		6-1-2328-20-104A	72869	WASHER, LOCK: CONTROL BOX COVER MTG	EA	6
38	23	XBOZZ		6-1-2328-20-75A	72869	COVER, CONTROL BOX	EA	1
38	24	XBOZZ		6-1-2328-20-101A	72869	PLATE, DIRECTIONAL	EA	1
38	26	PAOZZ	5965-00-867-4559	374A	19557	HORN: TUMBLER SIGNAL	EA	1
38	27	PAOZZ	5305-00-993-1849	MS535207-259	96906	SCREW, ROUND HEAD: TIMER MTG	EA	3
38	28	PAOZZ	6645-00-917-6225	00-13M	30703	TIMER, MINUTE: TUMBLER	EA	1
38	29	PAOZZ	5310-00-189-9145	6-1-2337-20-509A	72869	NUT, LOCK: CONDUIT NIPPLE	EA	4
38	30	XBOZZ		6-1-2337-20-508A	72869	NIPPLE, CONDUIT: TIMER BOX TO TUMBLER BASE	EA	1
38	31	PAOZZ	5310-00-208-5235	6-1-2337-20-503A	72869	NUT, HEXAGON HEAD: TIMER BOX MTG SCREW	EA	4
38	32	PAOZZ	5305-00-984-6216	6-1-2337-20-507A	72869	SCREW, ROUND HEAD: TIMER BOX MTG	EA	4
38	33	XBOZZ		6-1-2337-20 501A	72869	SPACER: TIMER BOX	EA	4
38	34	XBOZZ		6-1-2337-20-505A	72869	BOX, TIMER: EXTRACTOR TIMER	EA	1
38	35	PAOZZ	5305-00-716-8192	MS90726-107	96906	SCREW, CAP, FILLISTER HEAD: SWITCH MTG	EA	1
38	36	PAOZZ	5310-00-550-1130	MS3533-40	96906	WASHER, LOCK: SWITCH MTG	EA	1
38	37	PAOZZ	5930-00-960-7650	6-1-2337-20-480A	72869	SWITCH, DOOR: TUMBLER	EA	1
38	38	XBOZZ		6-1-2324-20-120A	72869	PLATE, TAPPING: TUMBLER DOOR SWITCH	EA	1
38	39	XBOZZ		6-1-2337-20-528A	72869	ELBOW: CONDUIT TO SWITCH, 90 DEGREES, MALE AND FEMALE, 1/2 IN.	EA	1
38	40	XBOZZ		6-1-2337-20-526A	72869	ADAPTER, FEMALE: CONDUIT TO SWITCH, 90 DEGREES, 1/2 IN.	EA	1
38	41	PAOZZ		6-1-2337-20-460A	72869	CONDUIT, RIGID: SWITCH TO OUTLET, 22-1/2 IN. REQUIRED	FT	V
38	42	PAOZZ	5975-00-839-5322	T27	15235	CONDUIT OUTLET	EA	1
38	43	PAOZZ	5330-00-933-7249	GASK470	15235	GASKET, CONDUIT COVER	EA	1
38	44	PAOZZ	5975-00-244-7807	WF408TYPE1CLASS2 KIND1	81349	CONDUIT, RIGID: OUTLET TO HANDY BOX, 5 IN. REQUIRED	FT	V
38	45	XBOZZ		6-1-2337-20-466A	72869	CONNECTOR, STRAIGHT: CONDUIT ATTACHING, 1/2 IN.	EA	3

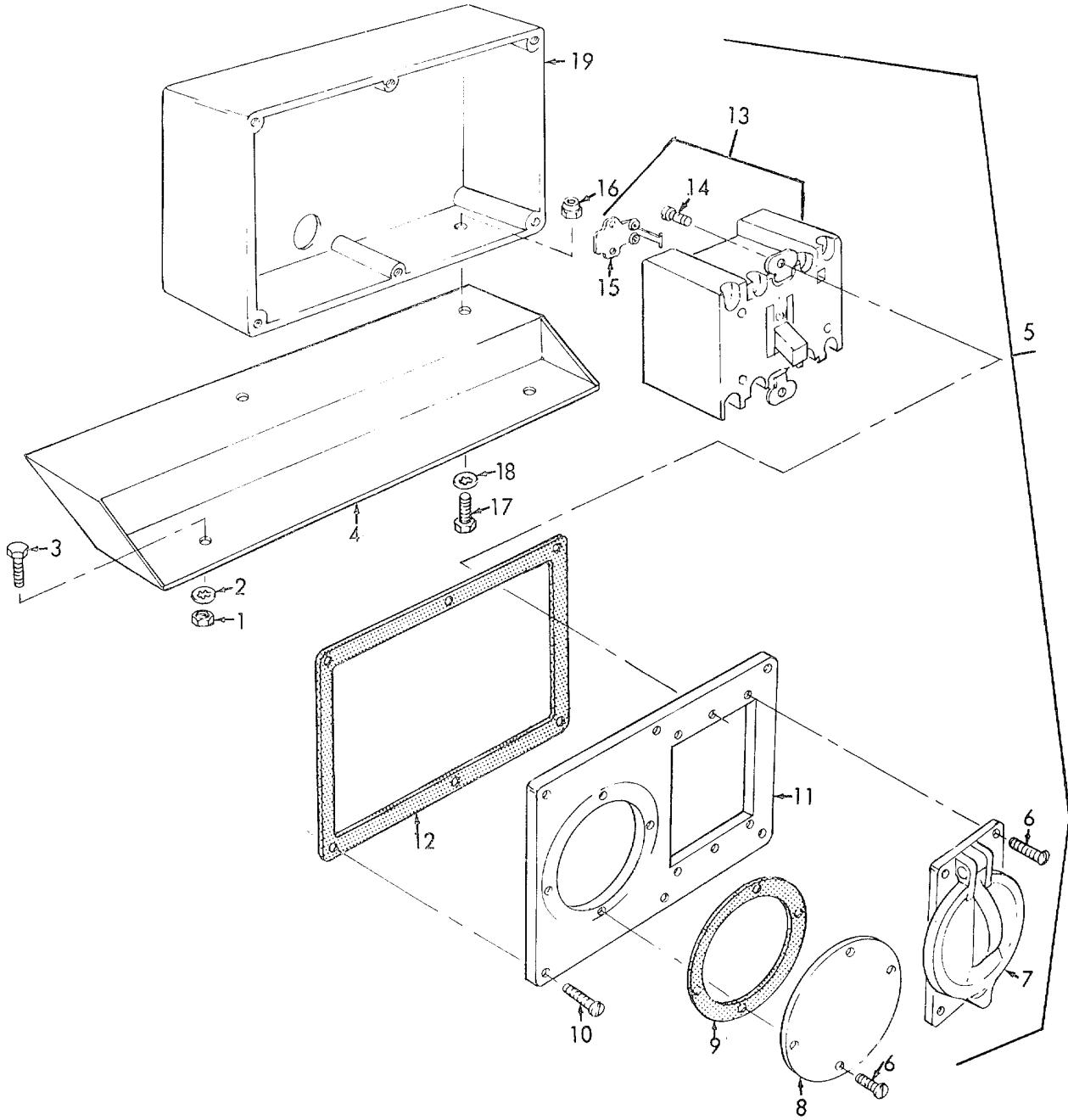
(1) ILLUSTRATION		(2)	(3)	(4)	(5)	(6) DESCRIPTION	(7)	(8)
(a) FIG NO.	(b) ITEM NO.	SMR CODE	NATIONAL STOCK NUMBER	PART NUMBER	FSCM	UOC	U/M	QTY INC IN UNIT
38	46	PAOZZ	5975-00-805-7433	1250	59730	ADAPTER, ELECTRICAL. COIDUIT TO OUTLET	EA	2
38	47	PAOZZ	5975-00-839-5322	T27	15235	CONDUIT, OUTLET: TUMBLER	EA	1
38	48	PAOZZ	5975-00-893-8544	6-1-2337-20-469A	72869	BOX CONNECTOR, ELECTRICAL: TUMBLER CONDUIT	EA	2
38	49	PAOZZ	5975-00-244-7807	6-1-2337-20-459A	72869	CONDUID, RIGID: CONTROL BOX TO OUTLET, 24 IN. REQUIRED	FT	V
38	50	XBOZZ		6-1-2337-20-467A	72869	CONNECTOR, STRAIGHT: CONDUIT TO CONTROL BOX, 3/4 IN.	EA	1



TS 3510-208-20P/39

Figure 39. Tumbler Control Panel.

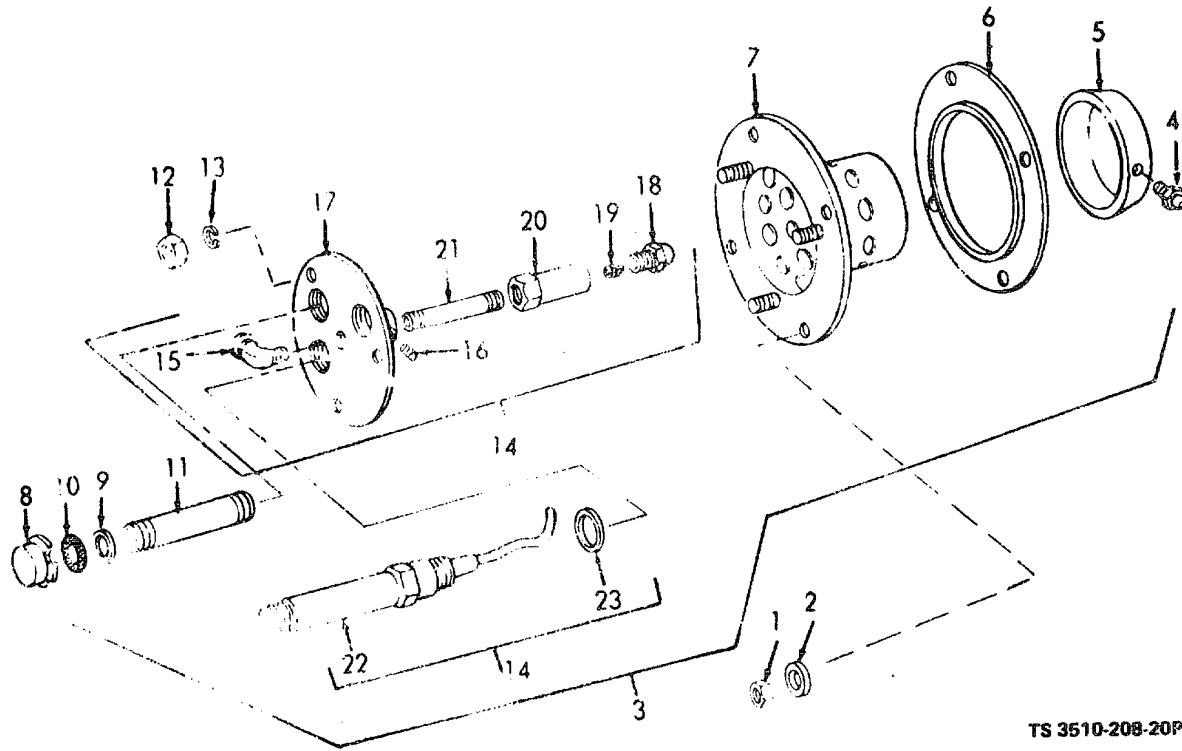
(1) ILLUSTRATION		(2)	(3)	(4)	(5)	(6) DESCRIPTION	(7)	(8)
(a) FIG NO.	(b) ITEM NO.	SMR CODE	NATIONAL STOCK NUMBER	PART NUMBER	FSCM	UOC	U/M	QTY INC IN UNIT
39		PAOOO		6-1-2337-20-454A	72869	PANEL: TUMBLER CONTROL	EA	1
39	1	PAOZZ	5940-00-310-2583	6-1-2337-20-478A	72869	TERMINAL LUG, WIRING	EA	7
39	2	PAOZZ	5940-00 310-2584	6-1-2337-20-488A	72869	TERMINAL LUG, WIRING: RELAY	EA	1
39	3	PAOZZ	5920-00-280-5003	REN15	71400	FUSE, CARTRIDGE	EA	3
39	4	PAOZZ	5305-00-984-6212	MS35206-265	96906	SCREW, MACHINE: FUSE BLOCK MTG	EA	2
39	5	PAOZZ	5920-00-221-5665	MS55920-02	08288	BLOCK, FUSE	EA	1
39	6	XBOZZ		6-1-2337-20-492A	72869	SCREW, MACHINE, FILLISTER HEAD: NO. 10-24 X 3/4 L, TERMINAL BLOCK MTG	EA	2
39	7	XBOZZ		6-1-2337-20-512A	72869	WASHER, LOCK, NO. 10 SCREW SIZE: TERMINAL BLOCK, POWER RELAY AND STARTER MTG	EA	12
39	8	PAOZZ	5940-00-472-6040	MSS5940-12	08288	BLOCK, TERMINAL	EA	1
39	9	XBOZZ		6-1-2337-20-493A	72869	SCREW, MACHINE, FILLISTER HEAD: NO. 10-24 X 3/4 IN. LG., POWER RELAY MTG	EA	4
39	10	PAOZZ	5945-00-251-7403	8BXX146	78290	RELAY, POWER	EA	1
39	11	XBOZZ		6-1-2337-20-463A	72869	NUT, LOCK, CONDUIT: 1/2 IN.	EA	4
39	12	PAOZZ	5975-00-280-8558	842	59730	CHASE NIPPLE, CONDUIT: STARTER	EA	4
39	13	XBOZZ		6-1-2337-1-522A	72869	SCREW, CAP, FILLISTER HEAD: NO. 10-32 UNF-2AX1-1/8 LG. STARTER MTG	EA	6
39	14	PAOZZ	6110-00-951-9824	9115H168	15605	STARTER, MOTOR	EA	2
39	15	XBOZZ		11-482-2	15605	SCREW: NO. 10-32 X 5/16 INCH, THERMAL RELEASE HEATER MTG	EA	8
39	16	PAOZZ	5999-00-672-9212	10177H1036	15606	HEATER, THERMAL RELEASE	EA	2
39	17	PAOZZ	5999-00-707-8706	10177H1023	15605	HEATER, THERMAL RELEASE	EA	2
39	18	PAOZZ	5945-00-937-0768	6-200	15605	CONTACT SET, RELAY	EA	2
39	19	XBOZZ		11-1619-2	15605	SCREW: NO 8-32	EA	12
39	20	XBOZZ		55 1501	15605	TERMINAL CLAMP	EA	12
39	21	XDOZZ		23-3114	15605	CONTACTS, STATIONARY	EA	6
39	22	XBOZZ		11-1142	15605	SCREW: NO. 8-32 X 3/8 ROUND HEAD SEMS.	EA	12
39	23	XDOZZ		23-3133	15605	CONTACTS, STATIONARY	EA	6
39	24	XDOZZ		23-3112	15605	CONTACTS, MOVABLE	EA	6
39	25	XDOZZ		69-2261	15605	SPRING, CONTACT	EA	6
39	26	XBOZZ		6-1-2337-20-496A	72869	SCREW, CAP, FILLISTER HEAD: 1/4 X 20 X 1 IN. LG, TUMBLER CONTROL PANEL MTG	EA	4
39	27	XBOZZ		6-1-2337-20-498A	72869	WASHER, LOCK, EXTERNAL TOOTH: 1/4 IN., TUMBLER CONTROL PANEL MTG	EA	4
39	28	XBOZZ		6-1-2337-20-454A	72869	PANEL: TUMBLER CONTROL	EA	1



TS 3510-208-20P/40

Figure 40. Water Heater Panel Board.

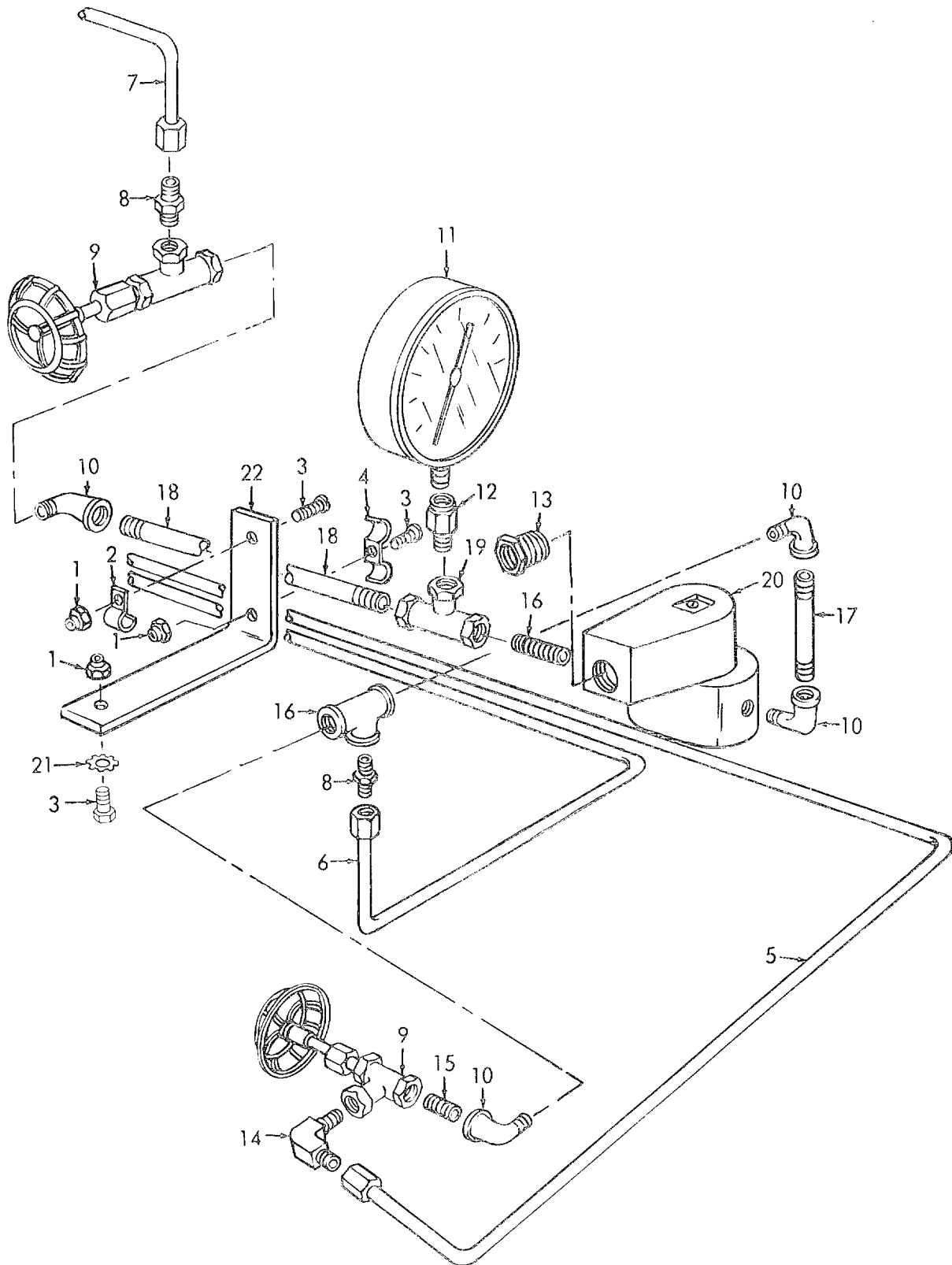
(1) ILLUSTRATION		(2)	(3)	(4)	(5)	(6) DESCRIPTION	(7)	(8)
(a) FIG NO.	(b) ITEM NO.	SMR CODE	NATIONAL STOCK NUMBER	PART NUMBER	FSCM	UOC	U/M	QTY INC IN UNIT
						GROUP 26 - WATER HEATER PANEL BOARD		
40	1	PAOZZ	5310-00-761-6882	MS51967-2	96906	NUT, PLAIN, HEXAGON: BRACKET MTG, PANEL BOARD	EA	2
40	2	PAOZZ	5310-00-550-1130	MS35333-40	96906	WASHER, LOCK:BRACKET MTG, PANEL BOARD	EA	2
40	3	PAOZZ	5305-00-068-0502	MS90725-6	96906	SCREW, CAP, HEXAGON HEAD: BRACKET MTG, PANEL BOARD	EA	2
40	4	XBOZZ		47862	79466	BRACKET, PANEL BOARD MOUNTING	EA	1
40	5	XBOOO		116494	79466	PANEL BOARD ASSEMBLY	EA	1
40	6	PAOZZ	5305-00-013-1904	6-1-733-1-32A	72869	SCREW, MACHINE: SWITCH COVER AND PLATE MTG	EA	8
40	7	PAOZZ	5975-00-840-5844	6-1-744-2-6-9A	72869	COVER, CONDUIT OUTLET: SWITCH	EA	1
40	8	XBOZZ		91563	79466	PLATE, COVER SWITCH BOX	EA	1
40	9	PAOZZ	5330-00-542-1806	49283	79466	GASKET: SWITCH BOX PLATE	EA	1
40	10	PAOZZ	5305-00-543-4925	6-1-744-2-9-11A	72869	SCREW, FILLISTER HEAD: SWITCH BOX COVER MTG	EA	6
40	11	XBOZZ		116492	79466	COVER, SWITCH BOX	EA	1
40	12	PAOZZ	5330-00-703-1402	47878	79466	GASKET, SWITCH BOX COVER	EA	1
40	13	PAOZZ	5925-00-300-4448	LL032U	04009	CIRCUIT BREAKER	EA	1
40	14	PAOZZ	5305-00-151-3051	6-1-744-2-9-10A	72869	SCREW, FILLISTER: SWITCH MTG	EA	2
40	15	PAOZZ	5950-00-674-5783	42118	04009	HEATER, THERMAL RELEASE	EA	2
40	16	PAOZZ	5310-00-207-9074	AN365-1024C	88044	NUT, HEXAGON, SELF-LOCKING: BOX MTG	EA	2
40	17	PAOZZ	5305-00-614-0245	67309	79466	SCREW, MACHINE: BOX MTG	EA	2
40	18	PAOZZ	5310-00-527-3288	6-1-733-1-28A	72869	WASHER, LOCK: BOX MTG	EA	2
40	19	XBOZZ		91565C	79466	BOX, SWITCH: WATER HEATER	EA	1



TS 3510-208-20P/41

Figure 41. Water Heater Burner.

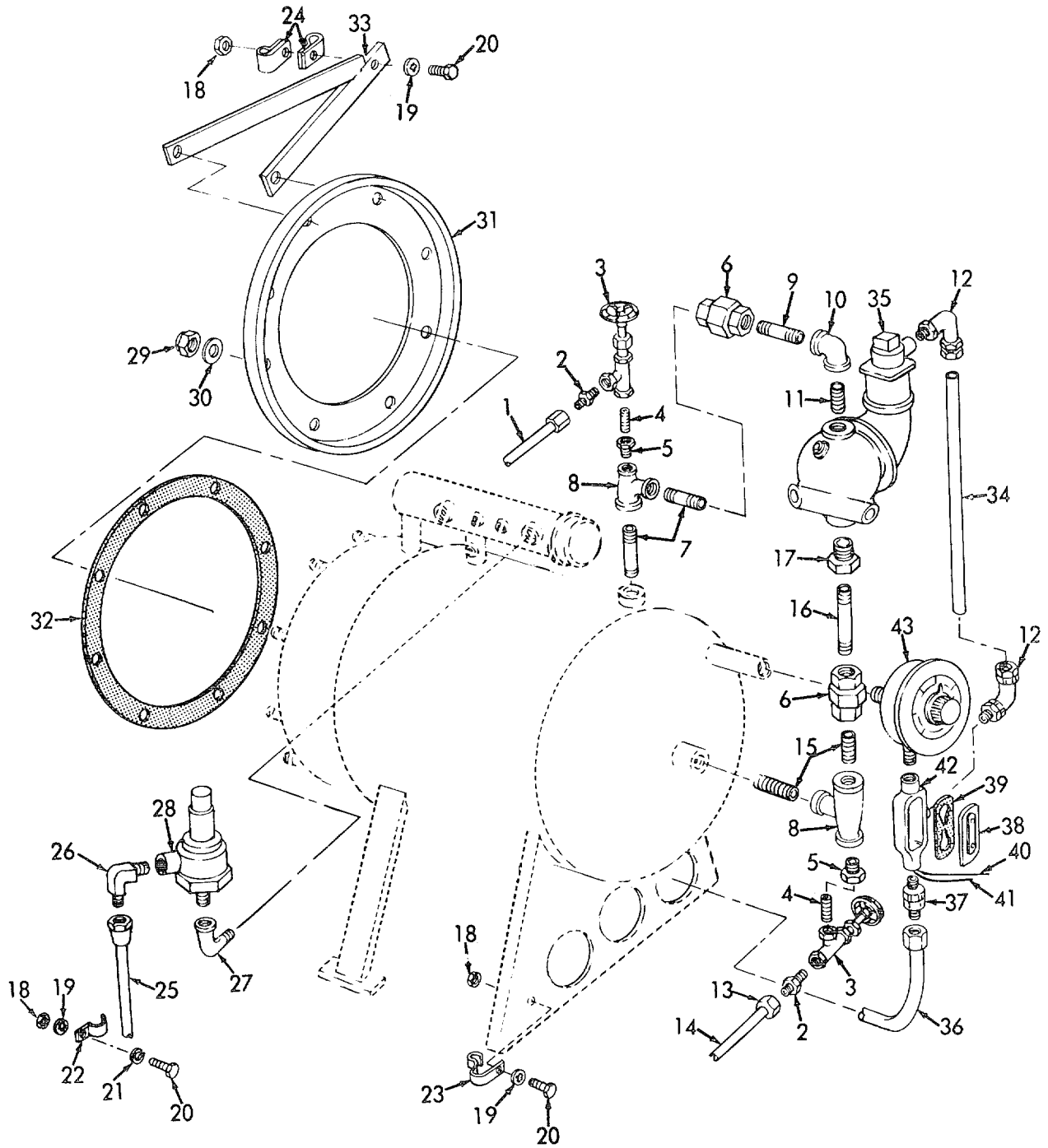
(1) ILLUSTRATION		(2)	(3)	(4)	(5)	(6)	(7)	(8)
(a) FIG NO.	(b) ITEM NO.	SMR CODE	NATIONAL STOCK NUMBER	FSCM	PART NUMBER	DESCRIPTION	U/M	QTY INC IN UNIT
						UOC		
						GROUP 27 - WATER HEATER BURNER AND RELATED PARTS		
41	1	PAOZZ	5310-00-761-6882	96906	MS51967-2	NUT, PLAIN, HEXAGON: BURNER MTG	EA	4
41	2	XBOZZ		72869	6-1-733-1-35A	WASHER, FLAT: BURNER MTG	EA	4
41	3	PAOOO	4530-00-708-5458	79466	47540	BURNER ASSEMBLY: WATER HEATER	EA	1
41	4	PAOZZ	5305-00-803-9738	79466	67328	SCREW, MACHINE: AIR NOSE MTG	EA	2
41	5	PAOZZ	4530-00-708-5459	79466	47543	AIR NOSE: BURNER	EA	1
41	6	PAOZZ	4530-00-981-8673	79466	49367	GASKET, BURNER HEAD	EA	1
41	7	XBOZZ		72869	6-1-742-1-8-1A	BURNER TUBE	EA	1
41	8	XBOZZ		72869	6-1-742-1-8-11A	CAP: SIGHT HOLE, 1/2 IN.	EA	1
41	9	PAOZZ	5355-00-031-1465	79466	47910	GLASS: SIGHT HOLE, BURNER, 11/16 DIA.	EA	1
41	10	PAOZZ	5330-00-542-1800	79466	47909	GASKET: SIGHT HOLE LENS, ASBESTOS, 13/16 OD. X 1/2 IN. THK	EA	1
41	11	XBOZZ		72869	6-1-742-1-8-10A	NIPPLE, PIPE: SIGHT HOLE	EA	1
41	12	PAOZZ	5310-00-761-6882	96906	MS51967-2	NUT, PLAIN, HEXAGONELECTRODE AND NOZZLE HOLDER MTG	EA	3
41	13	PAOZZ	5310-00-550-1130	96906	MS35333-40	WASHER, LOCK:ELECTRODE AND NOZZLE HOLDER MTG	EA	3
41	14	XBOOO		79466	47870	NOZZLE AND ELECTRODE	EA	1
41	15	PAOZZ	4730-00-541-2784	79470	5886X5	ELBOW, PIPE TO TUBE: BURNER HOLDER	EA	1
41	16	PAOZZ	5305-00-933-9885	79466	67203	SETSCREW: NIPPLE MTG	EA	2
41	17	XBOZZ		79466	49364	HOLDER, NOZZLE AND ELECTRODE	EA	1
41	18	PAOZZ	4730-00-706-2966	79466	61196	NOZZLE	EA	1
41	19	XBOZZ		79466	N47870C5	STRAINER, NOZZLE	EA	1
41	20	PAOZZ	4510-00-707-5965	79466	67263	ADAPTER, NOZZLE	EA	1
41	21	PAOZZ	4730-00-196-1483	79466	67201	NIPPLE, PIPE: BURNER	EA	1
41	22	PAOZZ	5977-00-708-3693	11583	OK18-3	ELECTRODE	EA	2
41	23	PAOZZ	5330-00-467-3553	11583	M674	GASKET: ELECTRODE MTG	EA	2



TS 3510-208-20P/42

Figure 42. Water Heater Fuel Lines and Pressure Gage.

(1) ILLUSTRATION		(2)	(3)	(4)	(5)	(6) DESCRIPTION	(7)	(8)
(a) FIG NO.	(b) ITEM NO.	SMR CODE	NATIONAL STOCK NUMBER	PART NUMBER	FSCM	UOC	U/M	QTY INC IN UNIT
42	1	PAOZZ	5310-00 933 7238	67316	79466	NUT, SELF-LOCKING: BRACKET MTG	EA	3
42	2	PAOZZ	5340-00-703-0078	6925	93736	STRAP, RETAINING: NIPPLE, NEEDLE VALVE	EA	1
42	3	PAOZZ	5305-00-933-7225	67315	79466	SCREW, FILLISTER HEAD: BRACKET MITG	EA	3
42	4	PAOZZ	5340-00-703-0079	67317	79466	STRAP, RETAINING: FUEL LINES	EA	1
42	5	PAOZZ	4510-00-708-1348	80370	79466	LINE ASSEMBLY: FUEL RETURN	EA	1
42	6	PAOZZ	4510-00-708-1347	80369	79466	LINE ASSEMBLY: FUEL	EA	1
42	7	PAOZZ	4510-00-708-1345	81114	79466	TUBE, ALUMINUM: NEEDLE VALVE	EA	1
42	8	PAOZZ	4730-00-540-1998	6-1-1908-19-51A	72869	ADAPTER, STRAIGHT, PIPE TO TUBE: NEEDLE VALVE	EA	2
42	9	PAOZZ	4820-00-203-0054	907-1-8	37239	VALVE, NEEDLE	EA	2
42	10	PAOZZ	4730-00-287-1649	67301	79466	ELBOW, PIPE: SOLENOID VALVE	EA	4
42	11	PAOZZ	6685-00-961-9821	50050-160-2-1-2DA	61349	GAGE, PRESSURE, DIAL	EA	1
42	12	PAOZZ	6685-00-063-9722	67304	79466	DAMPER, FLUID, PRESSURE: GAGE	EA	1
42	13	PAOZZ	5975-00-280-8558	67313	79466	NIPPLE, CHASE: SOLENOID VALVE	EA	1
42	14	PAOZZ	4730-00-203-3012	5822X5	79470	ELBOW, PIPE TO TUBE	EA	1
42	15	PAOZZ	4730-00-196-1464	6-1-1908-19-55A	72869	NIPPLE, CLOSE: VALVE TO ELBOW AND VALVE TO, TEE	EA	2
42	16	PAOZZ	4730-00-257-2116	67300	79466	TEE, PIPE: FUEL LINE	EA	1
42	17	PAOZZ	4730-00-196-1483	6-1-1908-19-54A	72869	NIPPLE, PIPE: SOLENOID VALVE	EA	1
42	18	PAOZZ	4730-00-277-9641	67305	79466	NIPPLE, PIPE: NEEDLE VALVE TO GAGE	EA	1
42	19	PAOZZ	4730-00-706-2968	67303	79466	TEE, REDUCING: GAGE TO SOLENOID VALVE	EA	1
42	20	PAOZZ	4810-00-707-1356	V4001B1L1	40931	VALVE, SOLENOID	EA	1
42	21	PAOZZ	5310-00-045-3296	M535338-43	96906	WASHER, LOCK. BRACKET MTG	EA	1
42	22	XBOZZ		N116494C28	79466	BRACKET, FUEL LINE	EA	1

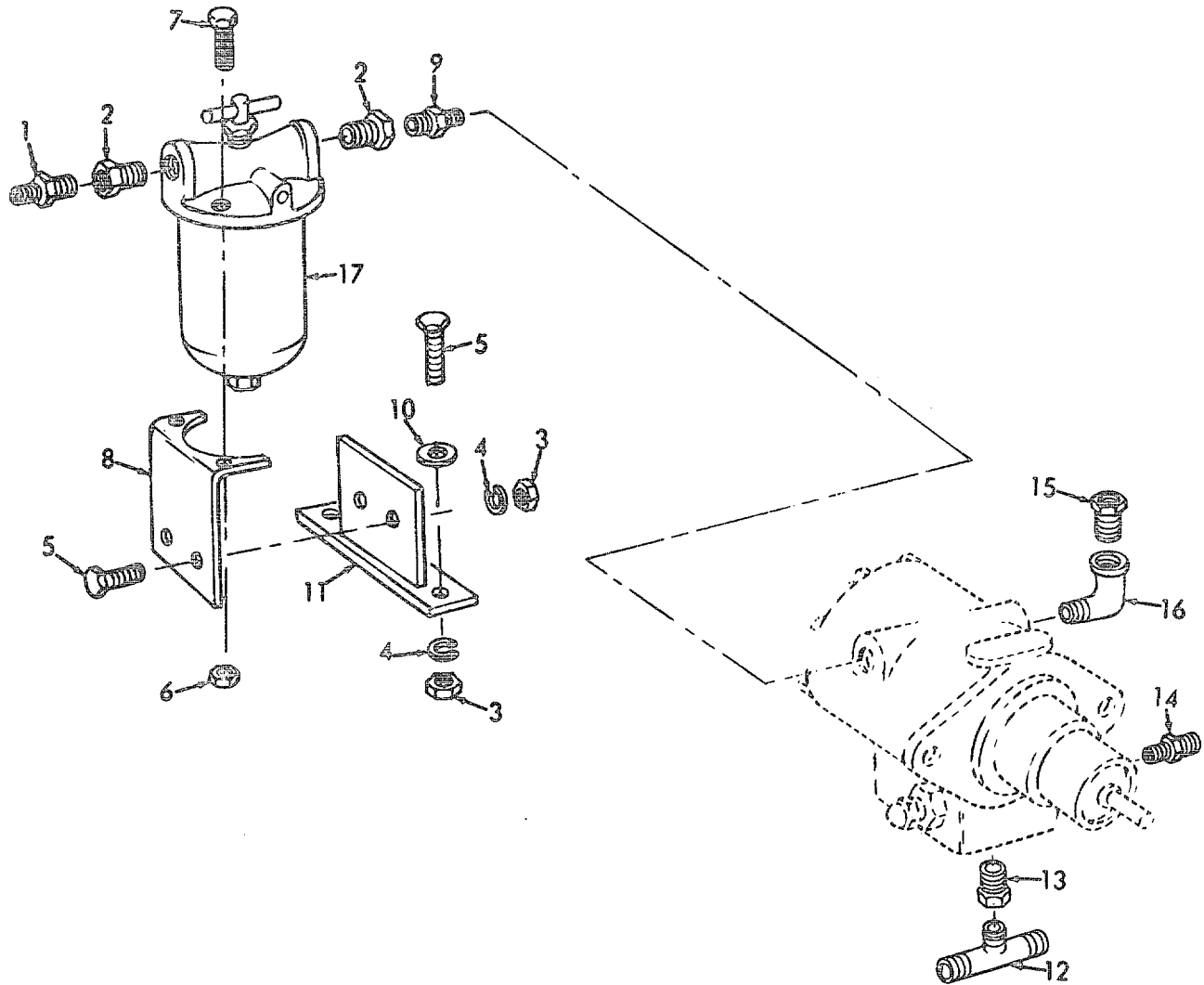


TS 3510-208-20P/43

Figure 43. Water Heater Valves, Lines and Fittings

(1) ILLUSTRATION		(2)	(3)	(4)	(5)	(6) DESCRIPTION	(7)	(8)
(a) FIG NO.	(b) ITEM NO.	SMR CODE	NATIONAL STOCK NUMBER	PART NUMBER	FSCM	UOC	U/M	QTY INC IN UNIT
43	1	MOOOO		6-1-1907-19-71A	72869	TUBING, COPPER, WALL MANUFACTURE FROM:	EA	1
43		PAOZZ	4730-00-933-7953	1009376	79466	NUT, UNION	EA	2
43		PAOZZ	4710-00-277-4508	WWT799CLASSII TYPEL	81348	TUBING, COPPER, 5/8 IN. OD, 4 FT, REQUIRED	FT	V
43	2	PAOZZ	4730-00-618-2952	681X4	79470	CONNECTOR, MALE: NEEDLE VALVE TO TUBE	EA	2
43	3	PAOZZ	4720-00-203-0054	907-1-8	37239	VALVE, NEEDLE	EA	2
43	4	PAOZZ	4730-00-019-2032	67302	79466	NIPPLE, PIPE: NEEDLE VALVE TO TANK	EA	2
43	5	PAOZZ	4730-00-640-0536	6-1907-19-20A	72869	BUSHING, HEXAGON: NEEDLE VALVE	EA	2
43	6	PAOZZ	4730-00-189-2617	6-1-9107-19-4A	72869	UNION, FEMALE: NEEDLE VALVE CUT-OFF VALVE, 3/4 IN. NPT	EA	2
43	7	PAOZZ	4730-00-019-2084	6-1-1907-19-12A	72869	NIPPLE, PIPE: NEEDLE VALVE, 3/4 NPT X 4-1/2 IN. LG	EA	2
43	8	PAOZZ	4730-00-263-3700	6-1-1907-19-6A	72869	TEE, REDUCING:NEEDLE VALVE TO TANK, 3/4 X 1/2 X 3/4 NPT	EA	2
43	9	XBOZZ		103369	79466	NIPPLE, PIPE: NEEDLE VALVE, 3/4 IN. NPT, 2-3/4 IN. LG	EA	1
43	10	PAOZZ	4730-00-289-8051	6-1-1907-19-69A	72869	ELBOW, REDUCING: FUEL CUT-OFF VALVE TO NEEDLE VALVE, 1 X 3/4 IN. NPT	EA	1
43	11	PAOZZ	4730-00-012-7878	6-1-1907-19-16A	72869	NIPPLE, CLOSE:FUEL CUT-OFF VALVE, 1 IN. NPT	EA	2
43	12	PAOZZ	5975-00-179-0098	5121	59730	BOX CONNECTOR, ELECTRICAL TEMPERATURE CONTROL	EA	2
43	13	PAOZZ	4730-00-933-7953	100376	79466	NUT, UNION	EA	2
43	14	PAOZZ	4710-00-277-4508	WWT799ATYPEN	81348	TUBE, COPPER: 5/8 IN. OD, 36 IN. REQUIRED	FT	V
43	15	PAOZZ	4730-00-019-2476	6-1-1907-019-15A	72869	NIPPLE, CLOSE: WATER HEATER TO TANK, 3/4 IN. NPT	EA	2
43	16	XBOZZ		100372	79466	NIPPLE, PIPE: FUEL CUT-OFF VALVE, 3/4 NPT X 5-1/2 IN. LG	EA	1
43	17	PAOZZ	4730-00-277-2141	6-1-1907-19-11A	72869	BUSHING, HEXAGON: FUEL CUT-OFF VALVE, 1 X 3/4 IN. NPT	EA	1
43	18	PAOZZ	5310-00-616-3777	6-1-1907-19-86A	72869	NUT, PLAIN, HEXAGON: CLIP MTG	EA	3
43	19	PAOZZ	5310 00-527-3288	6-1-1907-19-87A	72869	WASHER, LOCK: CLIP MTG	EA	3
43	20	PAOZZ	5305-00-043-1942	MSS53305-21	08288	SCREW, CAP, HEXAGON HEAD: CLIP MTG	EA	3
43	21	PAOZZ	5310-00-167-0662	69957	79466	WASHER, LOCK: CLIP MTG, RELIEF VALVE, NO. 10	EA	1
43	22	XBOZZ		3121-10	45681	CLIP, TUBE: DRAIN TUBE	EA	1
43	23	XBOZZ		91559	79466	BRACKET, DRAIN LINE	EA	1
43	24	XBOZZ		91555	79466	CLIP, AIR LINES	EA	2
43	25	MOOOO		6-1-733-1-55A	72869	TUBE: RELIEF VALVE MANUFACTURE FROM:	EA	1
43		PAOZZ	4730-00-958-9985	5115X100	79470	NUT, TUBE COUPLING	EA	1
43		PAOZZ	4710-00-277-4508	WWT799ATYPEN	81348	TUBING, 40 IN. REQUIRED	FT	V
43	26	PAOZZ	4730-00-951-6790	5405X10	79470	ELBOW, PIPE TO TUBE:RELIEF VALVE	EA	1
43	27	PAOZZ	4730-00-249-3917	6-1-733-1-72A	72869	ELBOW, STREET: RELIEF VALVE, 1/2 IN. NPT	EA	1
43	28	PAOZZ	4820-00-933-5988	FIG20	34494	VALVE, RELIEF	EA	1
43	29	PAOZZ	5310-00-515-8773	67250	88014	NUT, SELF-LOCKING: COVER MTG	EA	8
43	30	PADZZ	5310-00-880-5977	6-1-733-1-35A	72869	WASHER, FLAT: COVER MTG	EA	8
43	31	XBOZZ		90326	79466	COVER, SMOKEBOX	EA	1
43	32	PAOZZ	4510-00-955-9457	90325	79466	GASKET, COVER	EA	1
43	33	XBOZZ		91558	79466	BRACKET, FUEL LINE	EA	1
43	34	MOOOO		6-1-1907-19-19A	72869	CONDUIT, RIGID: TEMPERATURE CONTROL TO CUT-OFF VALVE, MANUFACTURE FROM:	EA	1
43		PAOZZ	5975-00-178-1216	WWC563	81348	CONDUIT, RIGID, 14-3/4 IN. REQUIRED	FT	V
43	35	PAOZZ	5310-00-359-5355	635	39305	VALVE, CUT-OFF: WATER HEATER	EA	1

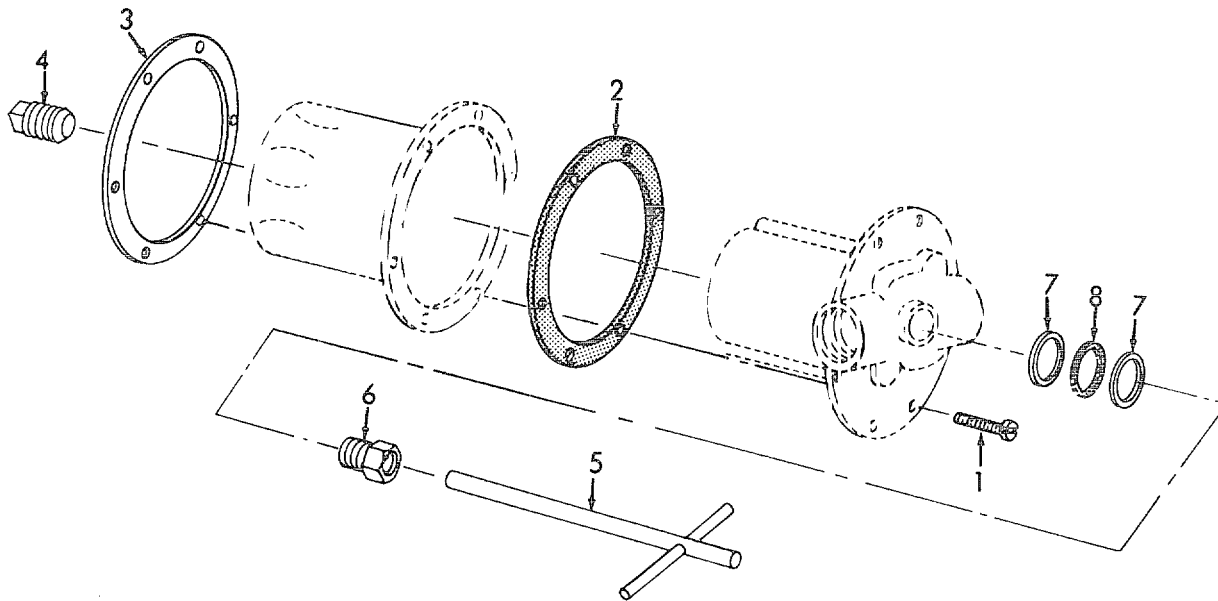
(1) ILLUSTRATION		(2)	(3)	(4)	(5)	(6) DESCRIPTION	(7)	(8)
(a) FIG NO.	(b) ITEM NO.	SMR CODE	NATIONAL STOCK NUMBER	PART NUMBER	FSCM	UOC	U/M	QTY INC IN UNIT
43	36	MOOOO		6-1-1907-19-95A	81337	CONDUIT, RIGID TEMPERATURE CONTROL MANUFACTURE FROM	EA	1
43		PAOZZ	5975-00-178-1216	WWC563	81348	CONDUIT, RIGID: 36 IN REQUIRED	FT	V
43	37	PAOZZ	5975-00-179-0098	SP4550	24446	BOX CONNECTOR, CONDUIT	EA	1
43	38	XBOZZ		LB3170	15235	COVER, CONDUIT	EA	1
43	39	XBOZZ		470	15235	GASKET, CONDUIT	EA	1
43	40	PAOZZ	6145-00-310 2598	59-255AGP4	60883	WIRE, ELECTRICAL, 30 IN REQUIRED	FT	V
43	41	PAOZZ	6145-00-310-2593	7714	70903	WIRE, ELECTRICAL, 30 IN. REQUIRED	FT	V
43	42	PAOZZ	5975-00-973-6950	T17	15235	CONDUIT, OUTLET TEMPERATURE CONTROL	EA	1
43	43	PAOZZ	5930-00 905-9135	100382	79466	CONTROL, TEMPERATURE	EA	1



TS 3510-208-20P/44

Figure 44. Water Heater Fuel Filter and Related Parts.

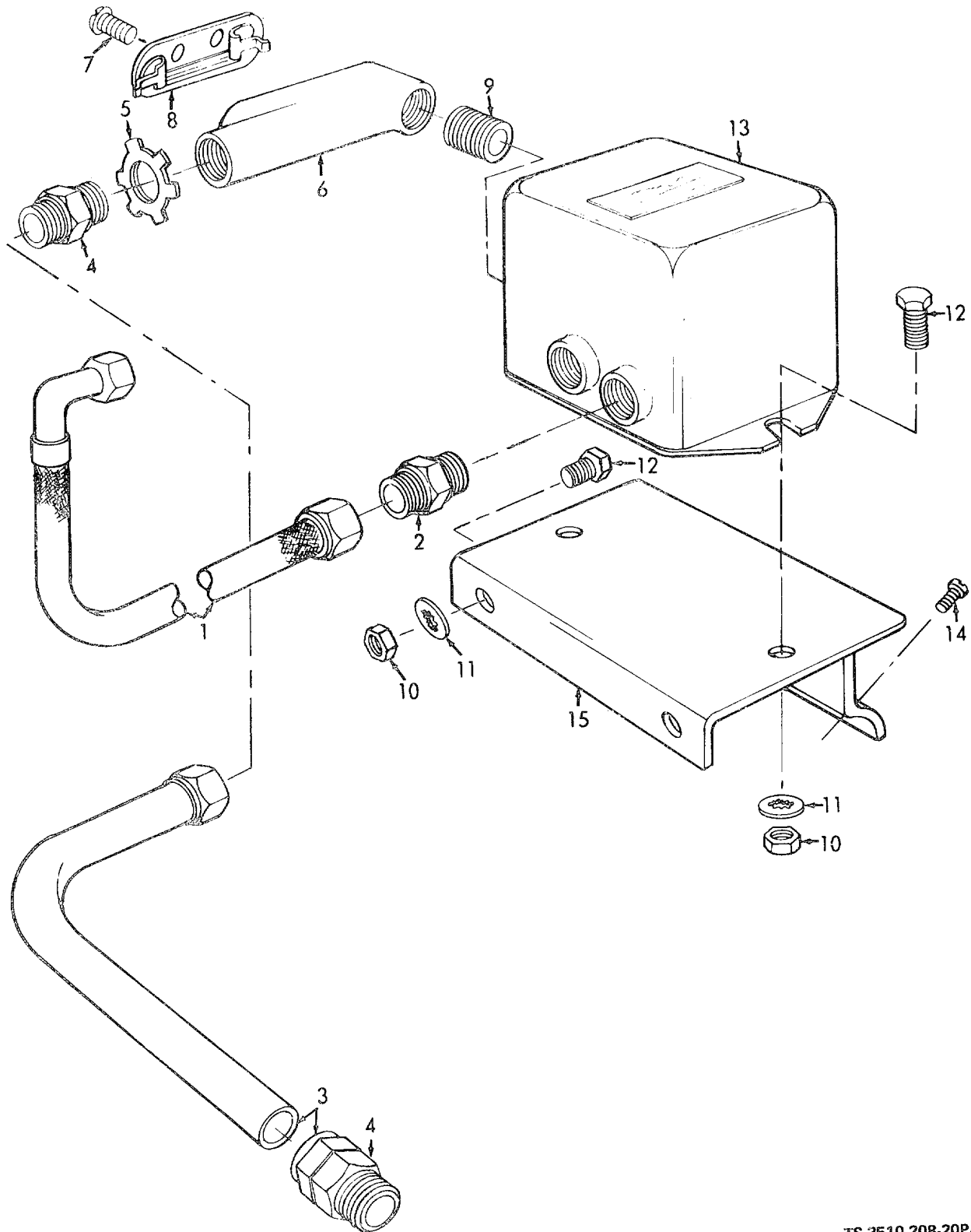
(1) ILLUSTRATION		(2)	(3)	(4)	(5)	(6) DESCRIPTION	(7)	(8)
(a) FIG NO.	(b) ITEM NO.	SMR CODE	NATIONAL STOCK NUMBER	PART NUMBER	FSCM	UOC	U/M	QTY INC IN UNIT
						GROUP 28- WATER HEATER FUEL PUMP, FILTER AND RELATED PARTS		
44	1	PAOZZ	4730-00-203 3178	5816X5	79470	ADAPTER, STRAIGHT: FUEL FILTER LINES	EA	1
44	2	PAOZZ	4730-00-202-6491	119928	24617	BUSHING, PIPE: FUEL FILTER LINES	EA	2
44	3	PAOZZ	5310-00-761-6882	AN335-4	88044	NUT, PLAIN, HEXAGON: BRACKET MTG	EA	4
44	4	PAOZZ	5310-00-595-7237	67286	79466	WASHER, LOCK: BRACKET MTG	EA	4
44	5	PAOZZ	5305-00-068-0502	MS90725-6	96906	SCREW, CAP, HEXAGON HEAD: BRACKET MTG	EA	4
44	6	PAOZZ	5310-00-616-3777	6-1-733-1-30A	72869	NUT, PLAIN, HEXAGON: FILTER MTG	EA	2
44	7	PAOZZ	5305-00-018-6742	QQS633	81349	SCREW, CAP, HEXAGON HEAD: FILTER MTG	EA	2
44	8	XBOZZ		94783	79466	BRACKET: FILTER MTG	EA	1
44	9	PAOZZ	4730-00-277-8289	3325X4	79470	NIPPLE, PIPE: FILTER TO PUMP, 1/4 X 1/4 NPT	EA	1
44	10	PAOZZ	5310-00-880-5977	MSS5310-31	08288	WASHER, FLAT: BRACKET MTG SCREW	EA	2
44	11	XBOZZ		94786	79466	BRACKET: FILTER MTG	EA	1
44	12	PAOZZ	4730-00-277-5105	5825X5	79470	TEE, PIPE TO TUBE: FUEL PUMP	EA	1
44	13	PAOZZ	4730-00-278-3142	6-1-737-1-2-13A	72869	BUSHING, HEXAGON: FILTER TO PUMP, 1/4 X 1/8 NPT	EA	1
44	14	PAOZZ	4730-00-620-6904	5816X5X4	79470	ADAPTER, STRAIGHT: RETURN LINE	EA	1
44	15	PAOZZ	4730-00-289-5176	WWP471TYPEC2 STYLEC	81348	PLUG, PIPE: FUEL PUMP	EA	1
44	16	PAOZZ	4730-00-253-4412	MS39230-2	96906	ELBOW, STREET: FUEL PUMP	EA	1
44	17	PAOZZ	4330-00-640-5820	DA12706-2	15472	FILTER, FUEL: WATER HEATER BURNER	EA	1



TS 3510-208-20P/45

(1) ILLUSTRATION		(2)	(3)	(4)	(5)	(6)	(7)	(8)
(a) FIG NO.	(b) ITEM NO.	SMR CODE	NATIONAL STOCK NUMBER	PART NUMBER	FSCM	DESCRIPTION UOC	U/M	QTY INC IN UNIT
45	1	PAOZZ	5305-00-016-9525	MBOES169525	81348	SCREW, SELF-TAPPING: FILTER HEAD MTG, NO. 12-24 THD SIZE, 5/8 IN. LG	EA	6
45	2	PAOZZ	5330-00-360-5303	32845	15472	GASKET, FUEL FILTER HEAD	EA	1
45	3	XBOZZ		28329-00	15472	RING, FILTER HEAD	EA	1
45	4	XBOZZ		23370-31	15472	PLUG, DRAIN, FILTER	EA	1
45	5	XBOZZ		31582-32	15472	HANDLE, FILTER	EA	1
45	6	PAOZZ	4730-00-293-3971	32158-31	15472	BUSHING, MACHINE, THROUGH	EA	1
45	7	PAOZZ	5310-00-276-2975	32059-31	15472	WASHER, RECESSED	EA	2
45	8	PAOZZ	5330-00-290-9471	1334-8	15472	PACKING, PREFORMED, FUEL GLAND FILTER	EA	1

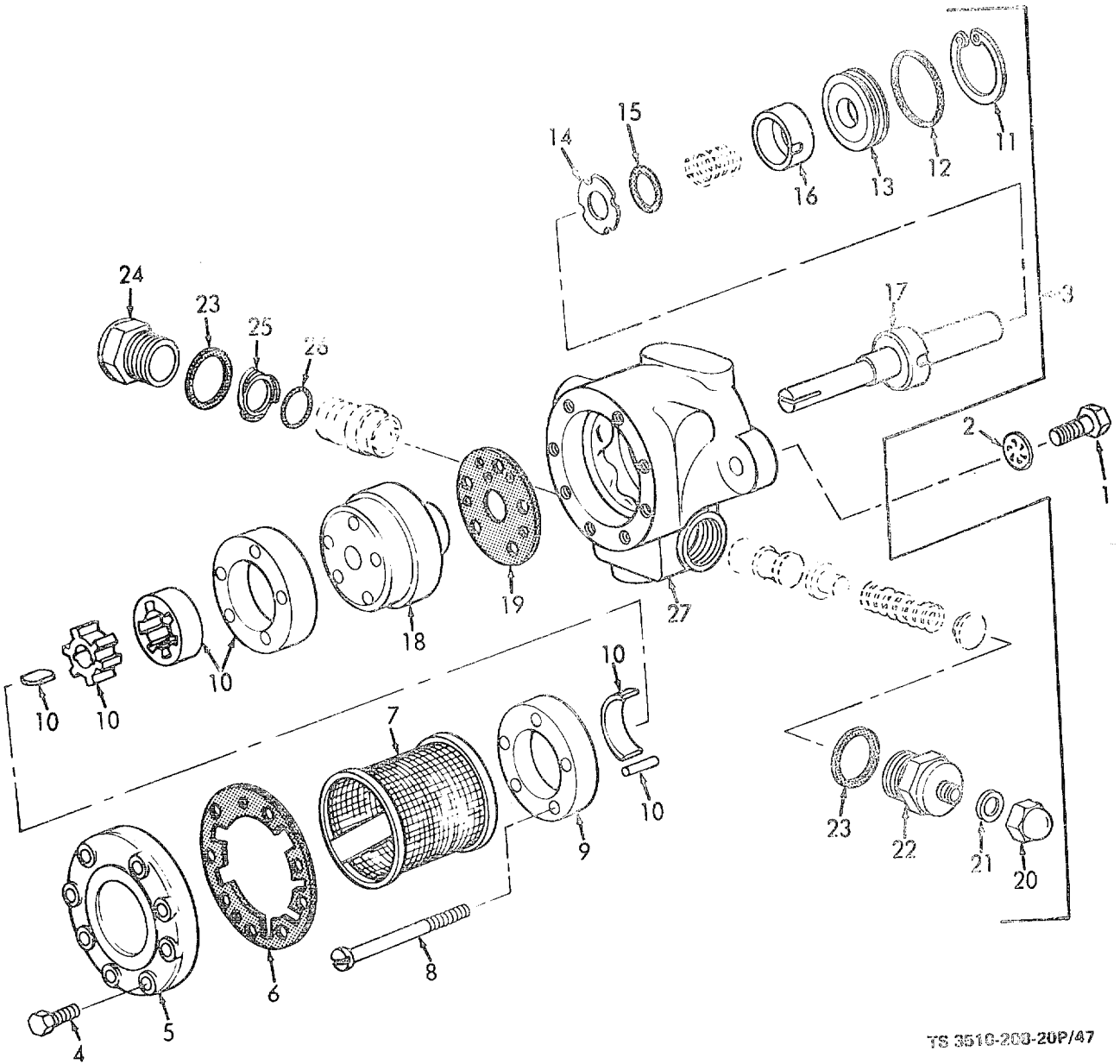
Figure 45. Fuel Filter, Water Heater.



TS 3510-208-20P/46

Figure 46. Water Heater Transformer.

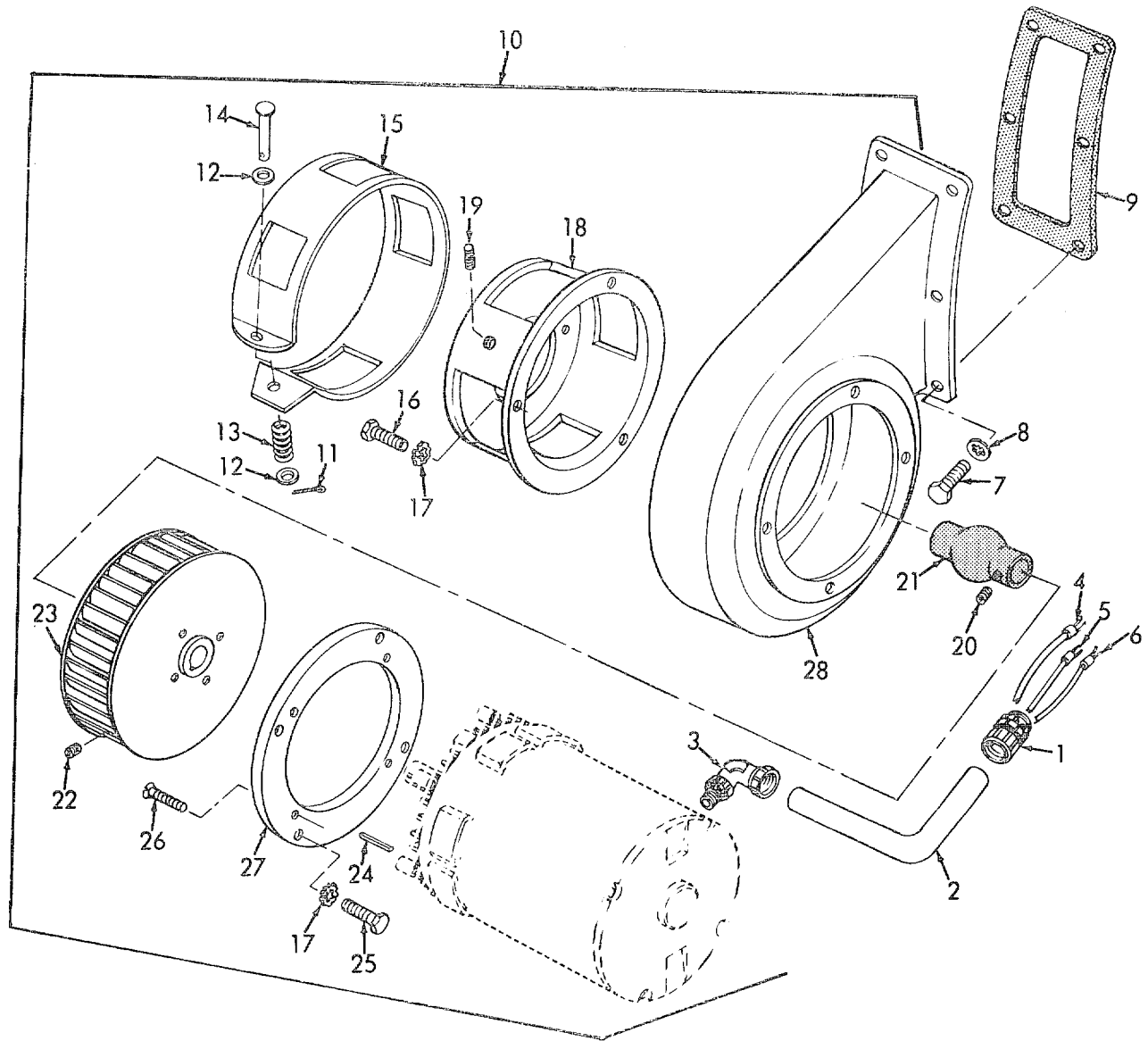
(1) ILLUSTRATION		(2)	(3)	(4)	(5)	(6) DESCRIPTION	(7)	(8)
(a) FIG NO.	(b) ITEM NO.	SMR CODE	NATIONAL STOCK NUMBER	PART NUMBER	FSCM	UOC	U/M	QTY INC IN UNIT
46	1	PAOZZ	4510-00-445-9917	4158R1	26901	GROUP 29 - WATER HEATER TRANSFORMER CABLE ASSEMBLY, IGNITION	EA	2
46	2	PAOZZ	5975-00-445-9926	1268	26901	ADAPTER: IGNITION CABLE TO TRANSFORMER	EA	2
46	3	MOOOO		6-1-733-1-19A	72869	TUBING, ELECTRICAL, METAL: TRANSFORMER TO SWITCH BOX MANUFACTURE FROM:	EA	1
46		PAOZZ	5975-00-178-1216	WWC563	81349	CONDUIT, RIGID, 31-1/2 IN. REQUIRED	FT	V
46	4	PAOZZ	5975-00-179-0098	SP4550	24446	BOX CONNECTOR, ELECTRICAL: TRANSFORMER TO SWITCH BOX	EA	2
46	5	PAOZZ	5975-00-152-1075	50810	79466	LOCKNUT, ELECTRICAL. IGNITION CABLE TO TRANSFORMER	EA	2
46	6	PAOZZ	5975-00-644-3183	57141	79466	CONDUIT OUTLET: TRANSFORMER TO SWITCH BOX	EA	1
46	7	XBOZZ		6-1-1912-21-41A	72869	SCREW, MACHINE: CONNECTOR ELBOW COVER MTG	EA	2
46	8	XBOZZ		LB3170	15235	COVER: CONNTECTOR ELBOW	EA	1
46	9	XBOZZ		53945	79466	NIPPLE, CONDUIT: TRANSFORMER	EA	1
46	10	PAOZZ	5310-00-761-6882	6-1-733-1-33A	72869	NUT, PLAIN, HEXAGON: TRANSFORMER AND BRACKET MTG	EA	4
46	11	PAOZZ	5310-00-550-1130	67265	79466	WASHER, LOCK TRANSFORMER AND BRACKET MTG	EA	6
46	12	PAOZZ	5305-00-068-0502	MS90725-6	96906	SCREW, CAP, HEXAGON HEAD.: TRANSFORMER AND BRACKET MTG	EA	4
46	13	PAOZZ	5950-00-627-6753	630-253-296	75138	TRANSFORMER, POWER	EA	1
46	14	PAOZZ	5305-00-044-6556	58615	79466	SCREW, TAPPING, THREADED.: TRANSFORMER BRACKET MTG	EA	2
46	15	XBOZZ		80741	79466	BRACKET, TRANSFORMER	EA	1



YS 3510-208-20P/47

(1) ILLUSTRATION		(2)	(3)	(4)	(5)	(6) DESCRIPTION	(7)	(8)
(a) FIG NO.	(b) ITEM NO.	SMR CODE	NATIONAL STOCK NUMBER	PART NUMBER	FSCM	UOC	U/M	QTY INC IN UNIT
47	1	PAOZZ	5305-00-269-3211	MSS5305-23	08288	GROUP 30 - FUEL PUMP, WATER HEATER BURNER SCREW, CAP, HEXAGON HEAD: FUEL PUMP MTG	EA	2
47	2	PAOZZ	5310-00-595-7237	MS35333-25	08288	WASHER, LOCK: FUEL PUMP MTG	EA	1
47	3	PAOFF	4530-00-707-4851	67285	79466	PUMP, ROTARY, POWER: WATER HEATER BURNER	EA	1

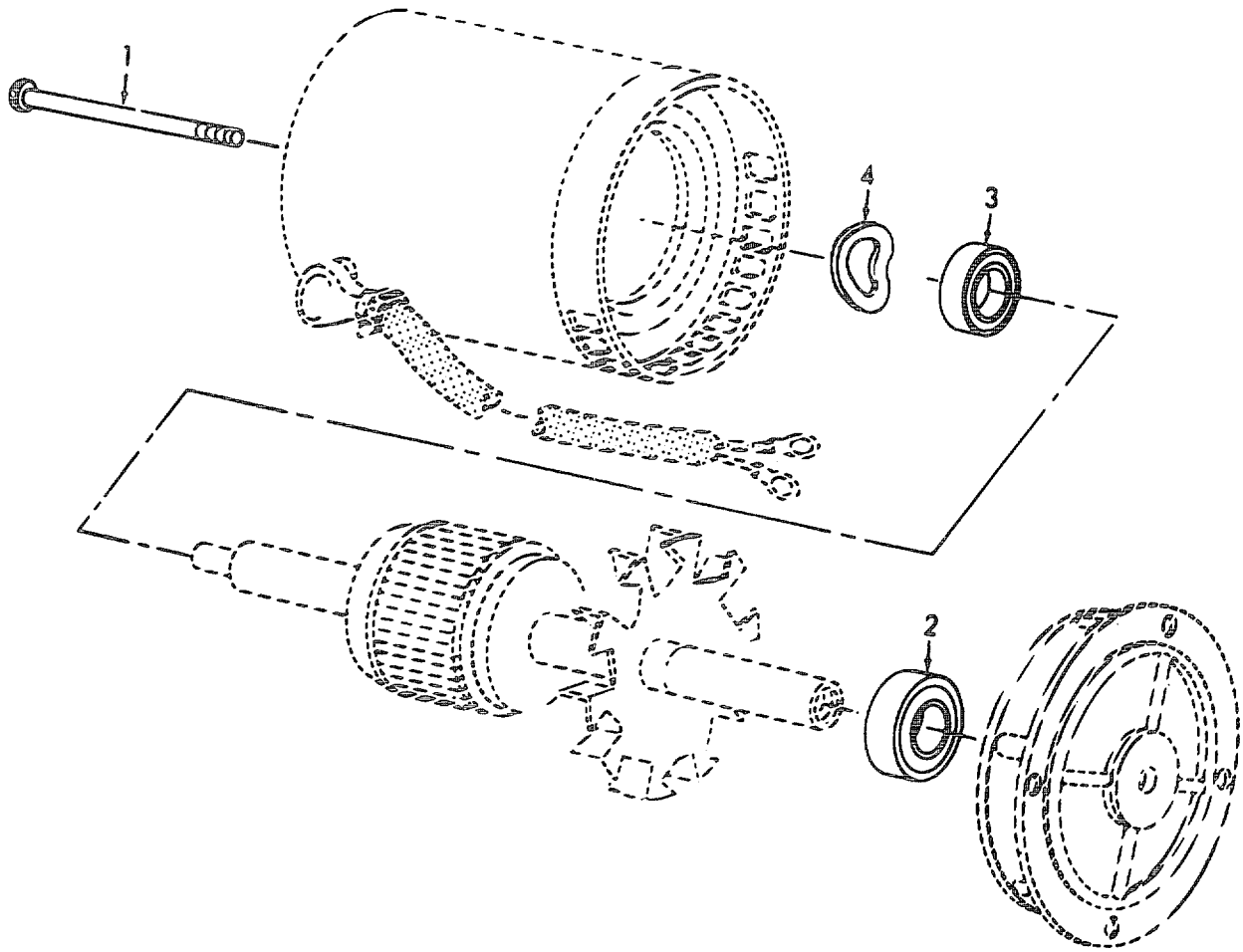
Figure 47. Fuel pump, Water Heater Burner.



TS 3510-208-20P/48

Figure 48. Water Heater Blower and Motor.

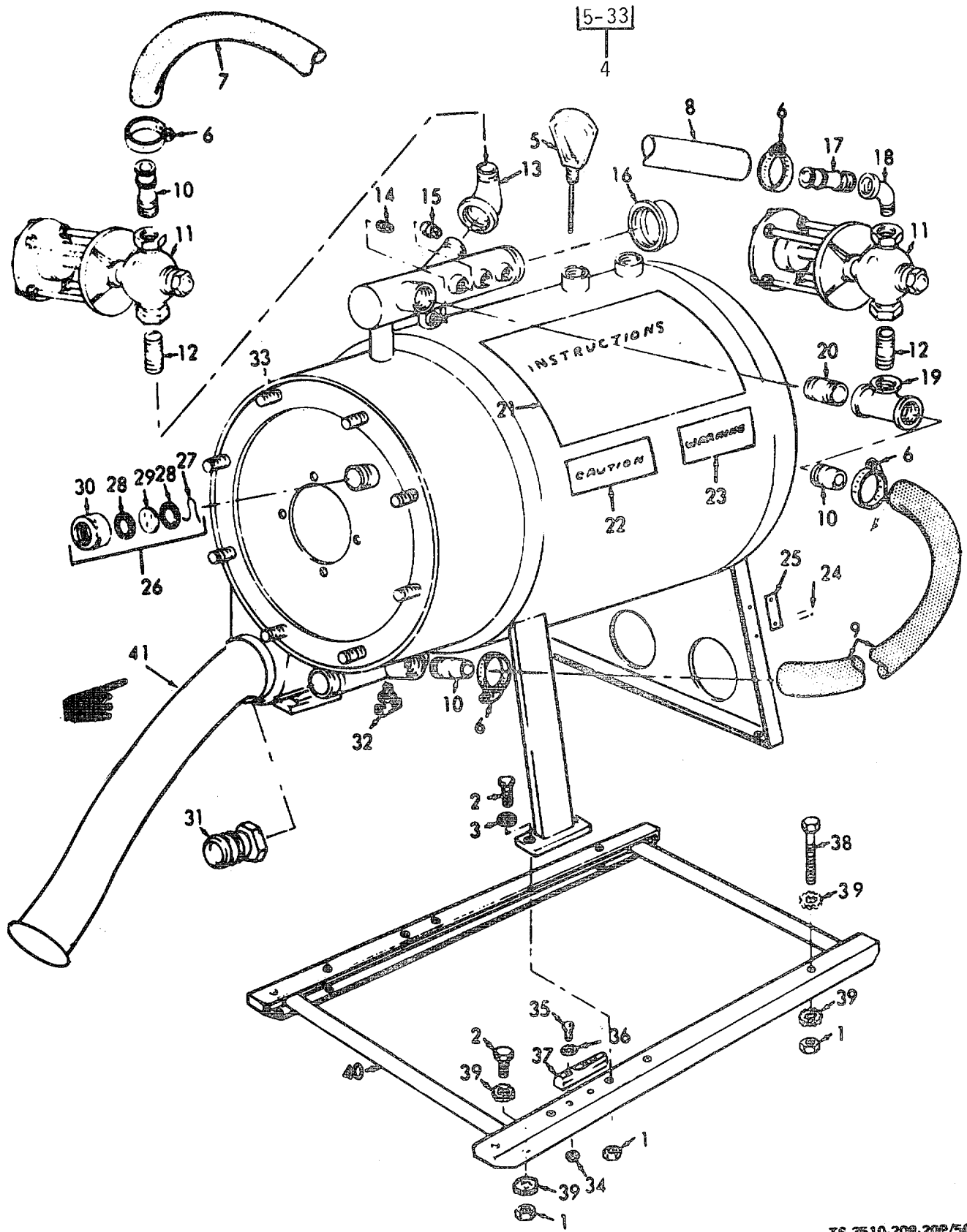
(1) ILLUSTRATION		(2)	(3)	(4)	(5)	(6) DESCRIPTION	(7)	(8)
(a) FIG NO.	(b) ITEM NO.	SMR CODE	NATIONAL STOCK NUMBER	FSCM	PART NUMBER	UOC	U/M	QTY INC IN UNIT
						GROUP 31 - WATER HEATER BLOWER AND MOTOR		
48	1	XBOZZ		72869	6-1-2337-20-466A	CONNECTOR, STRAIGHT: 1/2 IN.	EA	1
48	2	PAOZZ	5975-00-178-1216	81349	WWC563SIZE1-2	CONDUIT. RIGID, 11-3/8 IN. REQUIRED	FT	V
48	3	XBOZZ		79466	67223	CONNECTOR, RAIN TIGHT: MOTOR	EA	1
48	4	PAOZZ	6145-00-310-2598	60883	59-225AGR4	WIRE, ELECTRICAL, 12 IN. REQUIRED	FT	V
48	5	PAOZZ	6145-00-310-2590	60883	59-255AGR3	WIRE, STRANDED, RED, 12 IN. REQUIRED	PT	V
48	6	PAOZZ	6145-00-310-2593	70903	7714	WIRE, ELECTRICAL, 12 IN. REQUIRED	FT	V
48	7	PAOZZ	5305-00-269-3211	08288	MSS5305-23	SCREW, CAP, HEXAGON HEAD: BLOWER HOUSING MTG	EA	6
48	8	PAOZZ	5310-00-550-1130	96906	MS35333-40	WASHER, LOCK: BLOWER HOUSING MTG	EA	6
48	9	PAOZZ	5330-00-709-8535	79466	79487	GASKET, ASBESTOS: BLOWER	EA	1
48	10	PAOOO	3510-00-253-0567	79466	6-1-737-1-2-1A	BLOWER ASSEMBLY	EA	1
48	11	PAOZZ	5315-00-013-7137	96906	MS24665-814	PIN, COTTER: SHUTTER MTG	EA	1
48	12	PAOZZ	5310-00-045-5210	79466	101121	WASHER, FLAT: SHUTTER	EA	2
48	13	PAOZZ	5340-00-933-5909	79466	101128	SPRING, HELICAL, COMPRESSION: SHUTTER	EA	1
48	14	XBOZZ		79466	94778	RIVET, TRUSS HEAD: SHUTTER, 1/4 IN. X 1-3/8 IN. LG	EA	1
48	15	PAOZZ	3510-00-411-2674	79466	94779	SHUTTER	EA	1
48	16	PAOZZ	5305-00-269-3213	96906	MS90725-62	SCREW, CAP, HEXAGON HEAD: SHUTTER BRACKET MTG	EA	3
48	17	PAOZZ	5310-00-550-1130	96906	MS35333-40	WASHER, LOCK: SHUTTER BRACKET AND MOTOR MTG	EA	7
48	18	XBOZZ		72869	6-1-747-1-2-23-2A	BRACKET, FUEL PUMP	EA	1
48	19	XBOZZ		79466	101123	PIN, STOP	EA	1
48	20	PAOZZ	5305-00-249-0520	96906	MS51017-48	SETSCREW: COUPLING BLOWER	EA	3
48	21	PAOZZ	4520-00-989-3380	79466	63729	COUPLING, HEATER, WATER	EA	1
48	22	PAOZZ	5305-00-724-5896	96906	MS51963-82	SETSCREW: WHEEL MTG, BLOWER	EA	1
48	23	PAOZZ	4510-00-707-5963	79466	47857	WHEEL, BLOWER	EA	1
48	24	PAOZZ	5315-00-081-6414	96906	MS20066-166	KEY, MACHINE: WHEEL MTG	EA	1
48	25	PAOZZ	5305-00-269-3211	08288	MSS5305-23	SCREW, CAP, HEXAGON HEAD: MOTOR MTG	EA	4
48	26	PAOZZ	5305-00-958-5260	96906	MS35241-120	SCREW, CAP, FILLISTER HEAD: MOTOR TO PLATE	EA	4
48	27	XBOZZ	4510-00-707-5962	72869	6-1-737-1-2-2A	PLATE, MOTOR	EA	1
48	28	PAOZZ	4510-00-707-5961	79466	6-1-737-1-2-1	HOUSING, BLOWER	EA	2



TS 3510-208-20P/49

(1) ILLUSTRATION		(2)	(3)	(4)	(5)	(6) DESCRIPTION	(7)	(8)
(a) FIG NO.	(b) ITEM NO.	SMR CODE	NATIONAL STOCK NUMBER	PART NUMBER	FSCM	UOC	U/M	QTY INC IN UNIT
49		PAOFF	6105-01-149-8829	5K36FG504U	88422	GROUP 32 - WATER HEATER BURNER BLOWER MOTOR MOTOR, BLOWER. WATER HEATER BURNER BLOWER W/THERMAL PROTECTOR 112A501WDP18(88422)	EA	1

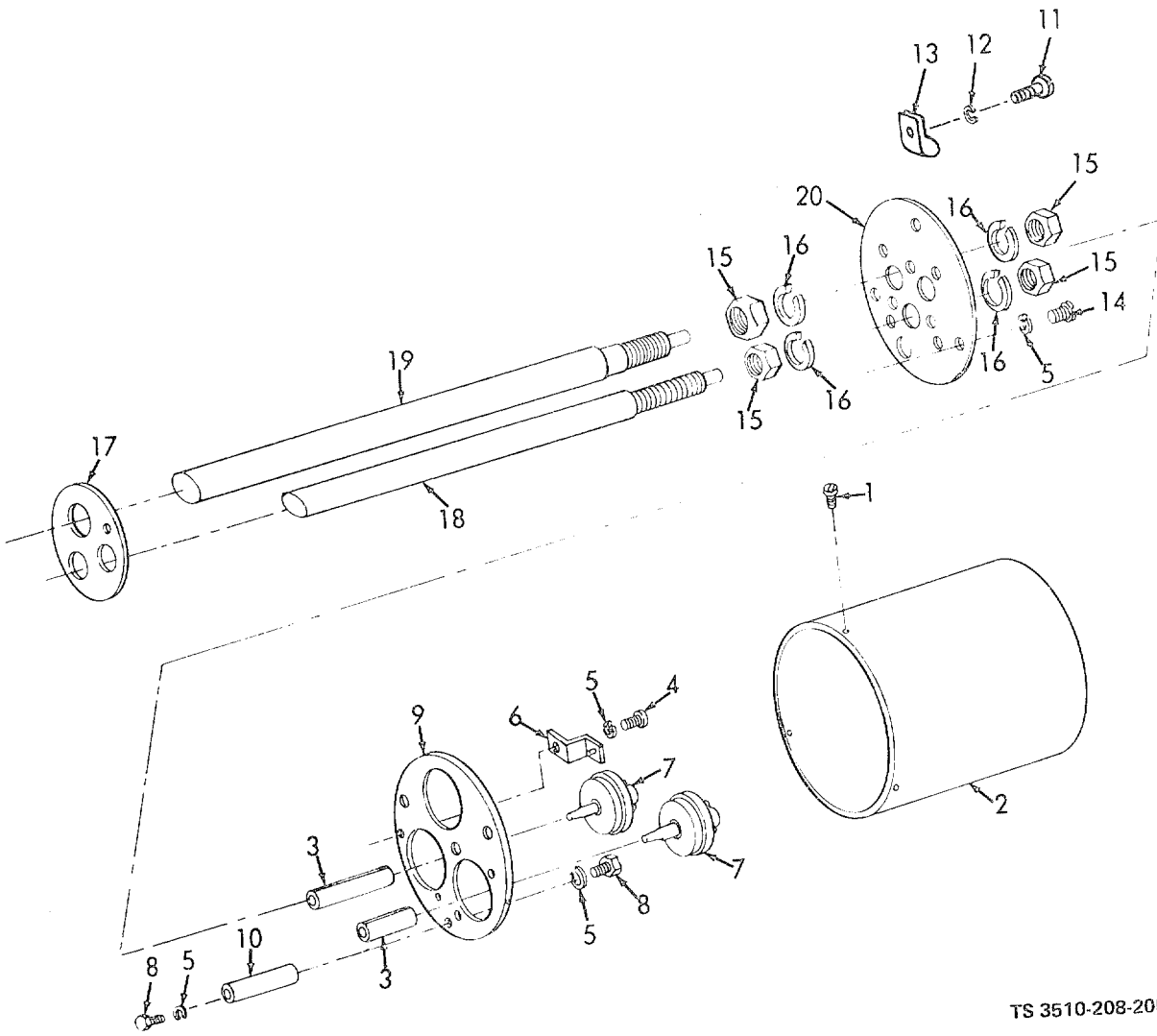
Figure 49. Water Heater Burner Blower Motor.



TS 3510-208-20P/50

Figure 50. Water Heater Tank and Related Parts.

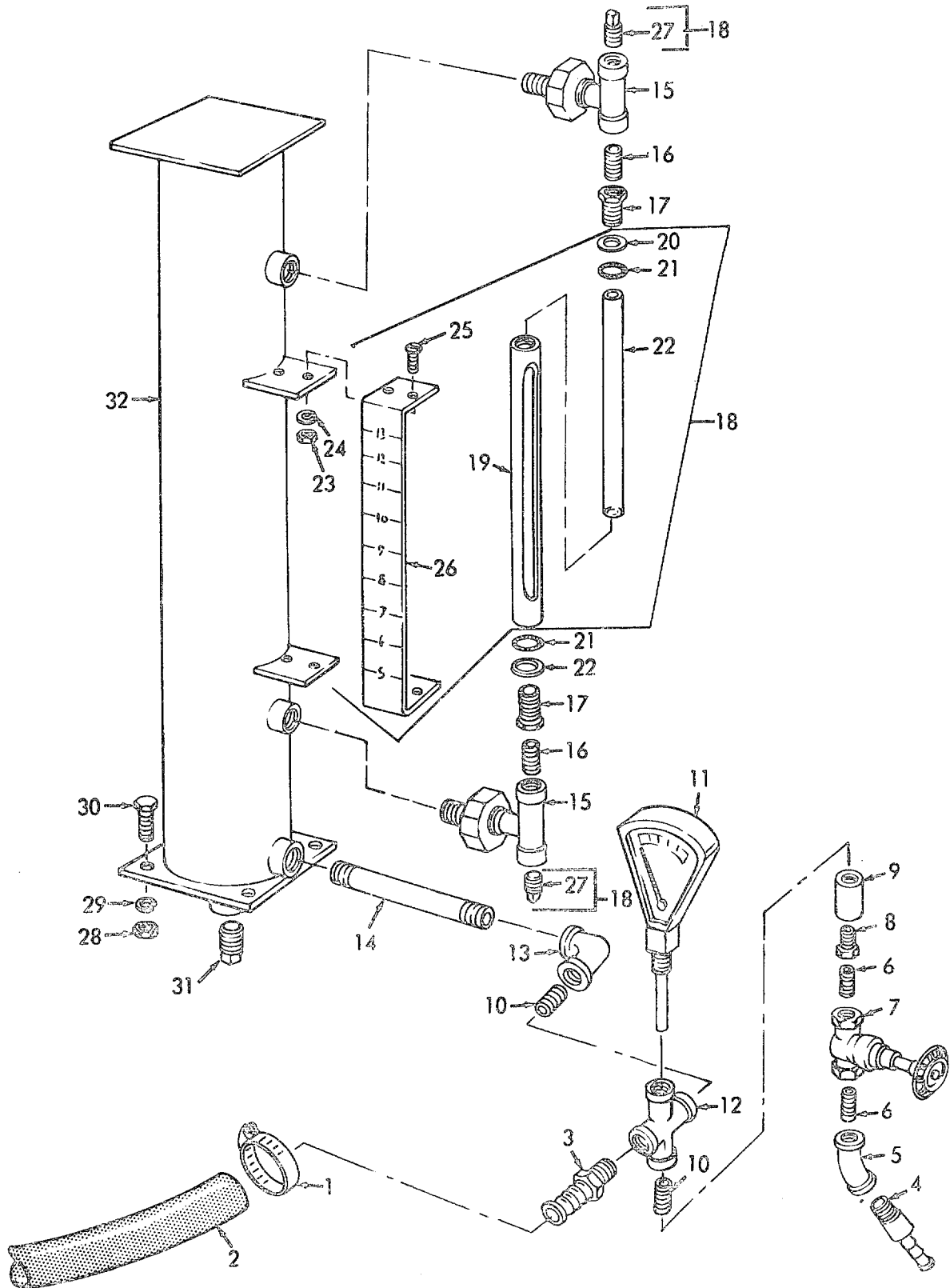
(1) ILLUSTRATION		(2)	(3)	(4)	(5)	(6) DESCRIPTION	(7)	(8)
(a) FIG NO.	(b) ITEM NO.	SMR CODE	NATIONAL STOCK NUMBER	FSCM	PART NUMBER	UOC	U/M	QTY INC IN UNIT
						GROUP 33 - WATER HEATER TANK AND RELATED PARTS		
50	4	PBOFF	4520-01-162-0385	81349	MIL-H-44086	WATER HEATER ASSEMBLY	EA	1
50	5	PAOZZ	6685-00-698-6805	61349	550	GAGE, TEMPERATURE. WATER HEATER	EA	1
50	6	PAOZZ	4730-00-055-8704	96906	MS35842-2	CLAMP HOSE: WATER HEATER TO WASHER EXTRACTOR	EA	8
50	7	PAOZZ	4720-00-230-6482	81349	MILZZH601GRADE1	HOSE, RUBBER, 1 IN. ID, 35 IN. REQUIRED	FT	V
50	8	PAOZZ		81349	MILZZH601GRADE1	HOSE, RUBBER, 1 IN. ID, 4 FT REQUIRED	FT	V
50	9	MOOOO	4720-00-230-6482	72869	6-1-733-1-13A	HOSE, WATER: WATER HEATER TANK MANUFACTURE FROM:	EA	1
50		PAOZZ		81349	MILZZH601GRADE1	HOSE, RUBBER, 1 IN. ID, 35 IN. REQUIRED	FT	V
50	10	PAOZZ	4730-00-710-4332	77860	22	NIPPLE, PIPE: HOSE CONNECTING	EA	3
50	12	PAOZZ	4730-00-265-6907	72869	6-1-1907-19-63A	NIPPLE: VALVE TO ELBOW, 1 IN. NPT X 2-1/2 IN LG	EA	2
50	13	PAOZZ	4730-00-249-1517	72869	6-1-1907-19-9A	ELBOW. MANIFOLD TO VALVE, 1-1/2 X 1 IN. NPT	EA	1
50	14	PAOZZ	4730-00-371-5337	81349	WWP471TYPE1SIZE 1-8NPTF	PLUG, PIPE: UPPER MANIFOLD	EA	1
50	15	PAOZZ	4730-00-263-3123	81349	WWP471TYPE1SIZE 3-8NPTF	PLUG, PIPE. UPPER MANIFOLD	EA	2
50	16	PAOZZ	4730-00-231-2428	81349	WWP521TYPE2SIZE 1-1-2NPT	CAP, PIPE: MANIFOLD, 1-1/2 IN. NPT	EA	1
50	17	PAOZZ	4730-00-393-6798	70847	1010	NIPPLE, HOSE: VALVE TO WASHER, EXTRACTOR HOSE	EA	2
50	18	PAOZZ	4730-00-278-2934	81349	WWP521TYPE1SIZE 1NPT	ELBOW, STREET- VALVE TO HOSE, 1 IN. NPT	EA	1
50	19	PAOZZ	4730-00-249-2033	81349	WWP521TYPE1SIZE 1.500	TEE: VALVE TO HOSE TO MANIFOLD, 1 IN. NPT	EA	1
50	20	PAOZZ	4730-00-933-7950	79466	116656	PLUG, SOLID. MANIFOLD TO TEE	EA	1
50	21	XBOZZ		79466	48021	PLATE, INSTRUCTION: WATER TANK	EA	1
50	22	XBOZZ		79466	118714	PLATE, CAUTION: WATER TANK	EA	1
50	23	XBOZZ		72869	6-2-1910-20-634A	DECAL, WARNING	EA	1
50	24	XBOZZ		79466	118377	SCREW, DRIVE: IDENTIFICATION PLATE	EA	4
50	25	XBOZZ		79466	79486	PLATE, IDENTIFICATION: WATER TANK	EA	1
50	26	PAOZZ	4510-00477-8273	79466	91793	SIGHT HOLE ASSEMBLY: BURNER	EA	1
50	27	PAOZZ	5340-00-916-6296	79466	91792	CLIP, RETAINING: SIGHT HOLE GLASS	EA	1
50	28	PAOZZ	5330-00-9054411	79466	91791	GASKET: SIGHT HOLE GLASS MTG	EA	2
50	29	PAOZZ	9340-00-903-6160	79466	100450	GLASS: SIGHT HOLE	EA	1
50	30	XAOZZ		79466	91605	CAP. SIGHT HOLE	EA	1
50	31	PAOZZ	4730-00-948-1719	96906	MS27020-9	COUPLING HALF, QUICK DISCONNECT: WATER HEATER INPUT	EA	1
50	32	PAOZZ	4820-00-174-0339	96906	MS35782-3	COCK, DRAIN	EA	1
50	34	PAOZZ	5310-00-474-3639	80510	C62504	NUT, PLAIN, HEXAGON: LEVEL MTG	EA	2
50	35	PAOZZ	5305-00-208-2220	96906	MS35214-32	SCREW, MACHINE: FILLISTER HEAD, LEVEL MTG	EA	2
50	36	PAOZZ	5310-00-839-3770	96906	MS35340-41	WASHER, LOCK: LEVEL MTG	EA	2
50	37	XBOZZ		82084	444	LEVEL: WATER HEATER SKID	EA	1
50	38	PAFZZ	5305-00-269-3223	96906	MS90725-73	SCREW, CAP, HEXAGON HEAD: SKID MTG	EA	3
50	39	PAFZZ	5310-00-061-1258	96906	MS45904-76	WASHER, LOCK: INTERNAL TOOTH, SKID MTG	EA	8
50	40	XBFZZ		79466	47310	SKID ASSEMBLY: WATER TANK MTG	EA	1
50	41	XBOZZ	4520-00-950-6357	79466	90329	DUCT, EXHAUST, WATER HEATER BLOWER	EA	1



TS 3510-208-20P/51

Figure 51. Water Level Plates and Tubes.

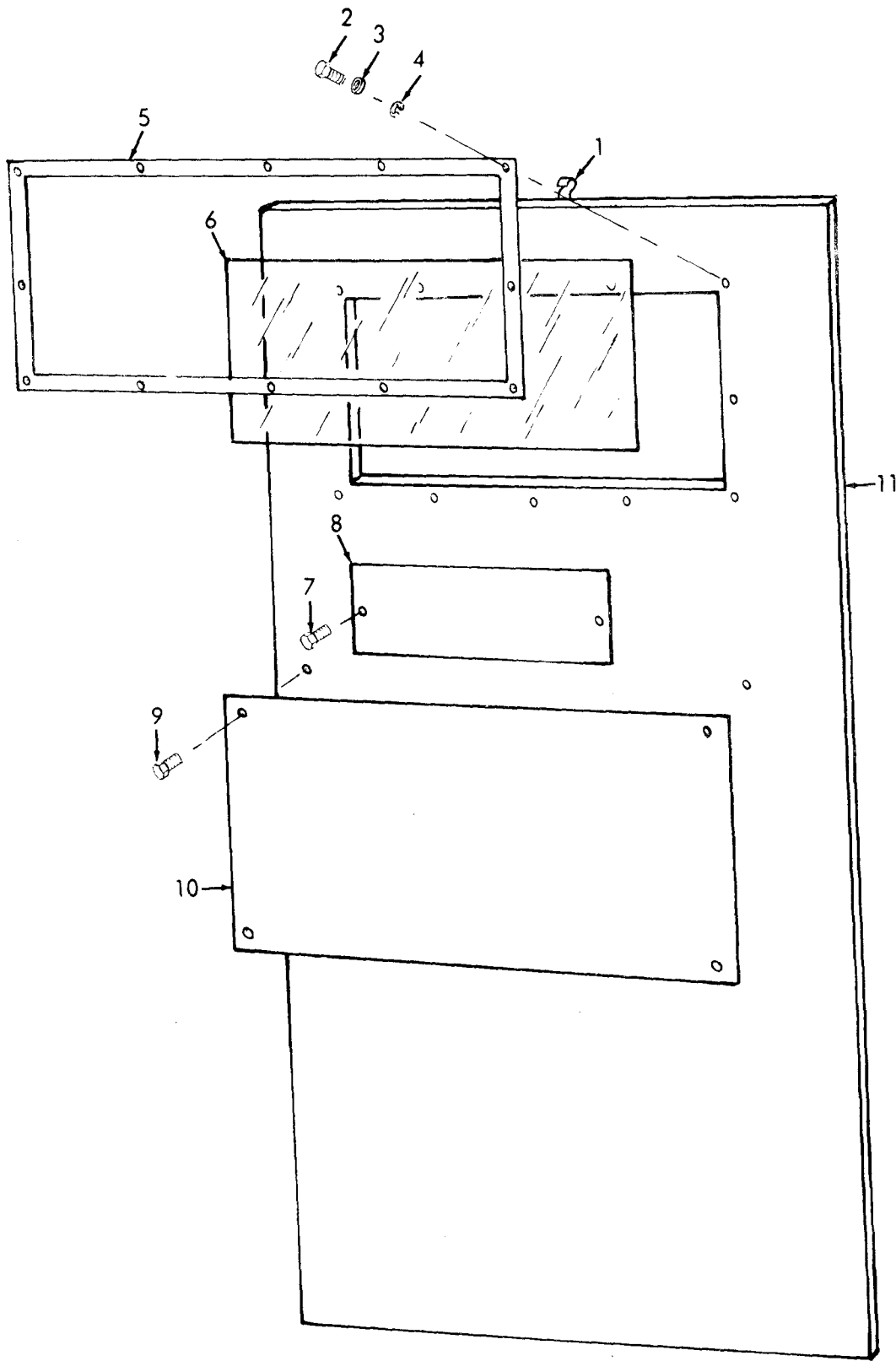
(1) ILLUSTRATION		(2)	(3)	(4)	(5)	(6) DESCRIPTION	(7)	(8)
(a) FIG NO.	(b) ITEM NO.	SMR CODE	NATIONAL STOCK NUMBER	PART NUMBER	FSCM	UOC	U/M	QTY INC IN UNIT
						GROUP 34 - WATER LEVEL PLATES AND TUBES		
51	1	PAOZZ	5305-00-054-6668	MS51517-43	96906	SCREW, PAN HEAD COVER MTG, 8-32 UNC2A, 3/8 IN. LG, CRES.	EA	3
51	2	XBOZZ		6-1-1961-38-23A	72869	COVER: WATER LEVEL CONTROL	EA	1
51	3	PAOZZ	4720-00-142-1369	6-1-1961-38-41A	72869	HOSE, AIR: NEPORENE, 3/8 IN. OD, 3/16 IN. ID, X 1 FT. REQUIRED FOR EACH HOSE	EA	2
51	4	PAOZZ	5305-00-050-9227	MS51957-61	96906	SCREW, MACHINE;ATER LEVEL SWITCH MTG	EA	4
51	5	PAOZZ	5310-00-042-6758	MS35338-82	95906	WASHER, LOCK.SWITCH PLATF AND PLATE TO CONTAINER MTG	EA	14
51	6	XBOZZ		6-1-1961-38-28A	72869	FINGER, SWITCH	EA	4
51	7	PAOZZ	6680-00-930-8384	18355	92298	SWITCH, WATER LEVEL	EA	2
51	8	PAOZZ	5305-00-068-0501	MS90725-5	96906	SCREW, CAP, HEXAGON HEAD SWITCH PLATE MTG, 1/4-20 X 5/8 LG	EA	6
51	9	XBOZZ		6-1-1961-38-29A	72869	PLATE, SWITCH MOUNTING	EA	1
51	10	XBOZZ		6-1-1961-38-31A	72869	SEPAPATOR, PLATE	EA	3
51	11	XBOZZ		6-1-1961-38-46A	72869	SCREW, MACHINE, SLOTTED HEAD: CLAMP MTG, 1/8 IN. DIA X 3/4 IN LG	EA	1
51	12	XBOZZ		6-1-1961-38-50A	72869	WASHER, LOCK, INTERNAL, EXTERNAL TOOTH: CLAMP MTG. 1/4 IN. ID	EA	1
51	13	XBOZZ		6-1-1961-38-61A	72869	CLAMP, LOOP, TEFLON CUSHION: SWITCH WIRES TO PLATE	EA	1
51	14	PAOZZ	5305-00-225-3839	MSS5305-21	08288	SCREW, CAP, HEXAGON HEAD: PLATE TO CONTAINER MTG	EA	4
51	15	PAOZZ	5310-00-889-2623	QQS763	81348	NUT, PLAIN, HEXAGON: SHORT AIR TUBE MTG	EA	4
51	16	PAOZZ	5310-00-54-8011	MS35334-25	96986	WASHER, LOCK: SHORT AIR TUBE MTG	EA	4
51	17	XBOZZ		6-1-1961-38-33A	72869	SEPARATOR, TUBE, RUBBER	EA	1
51	18	XBOZZ		6-1-1961-38-20A	72869	AIR TUBE. SHORT	EA	1
51	19	XBOZZ		6-1-1961-38-17A	72869	AIR TUBE, LONG WATER LEVEL CONTROL	EA	1
51	20	XBOZZ		6-1-1961-38-30A	72869	PLATE, COVER: CONTAINER	EA	1



TS 3510-208-20P/52

Figure 52. Water Level Control.

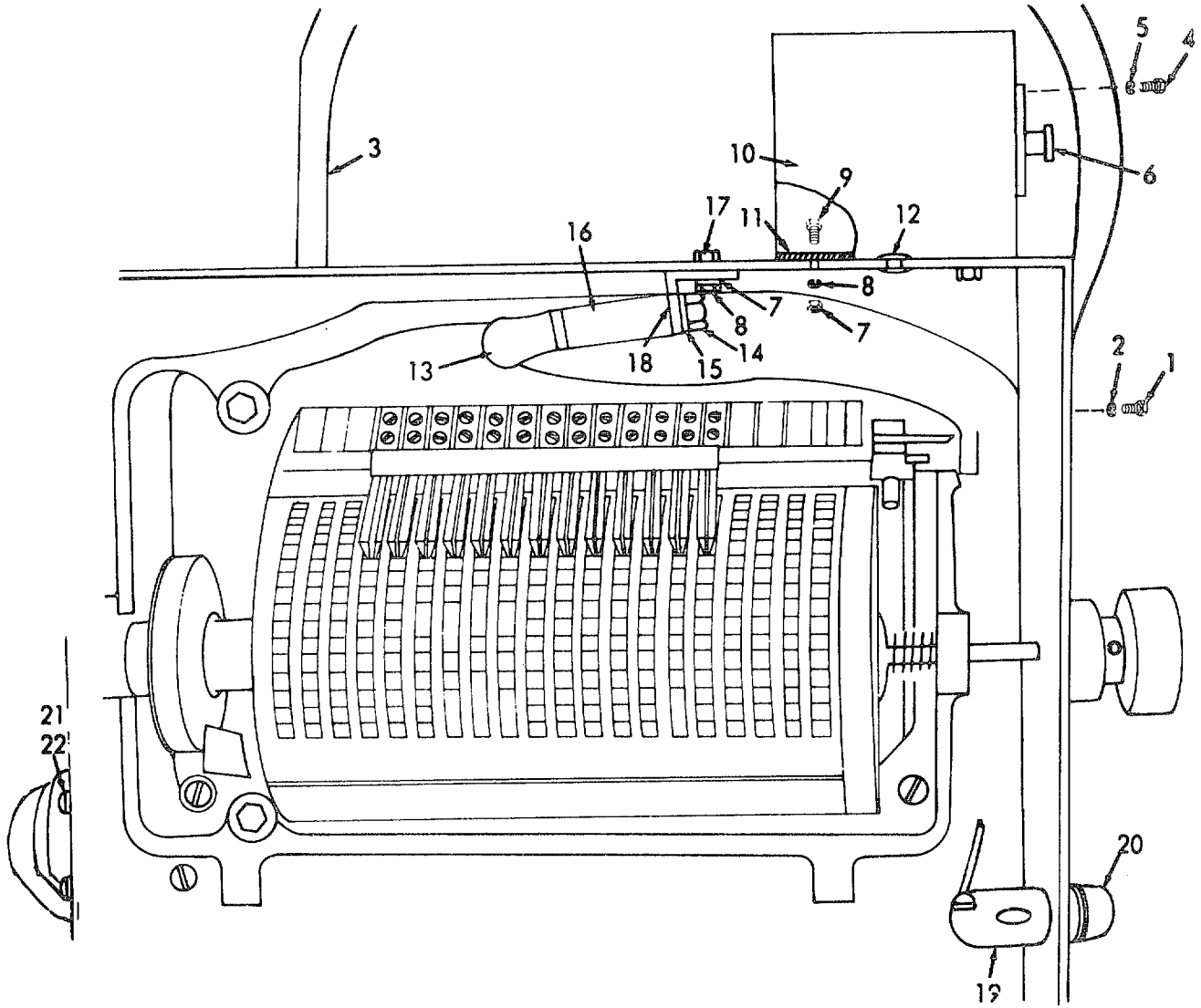
(1) ILLUSTRATION		(2)	(3)	(4)	(5)	(6) DESCRIPTION	(7)	(8)
(a) FIG NO.	(b) ITEM NO.	SMR CODE	NATIONAL STOCK NUMBER	PART NUMBER	FSCM	UOC	U/M	QTY INC IN UNIT
52	1	PAOZZ	4730-00-542-5938	MS35842-2	96906	GROUP 35 - WATER LEVEL CONTROL CLAMP, HOSE: GAGE TO DRAIN VALVE	EA	2
52	2	PAOZZ	4720-00-200-0366	MILZZH601GRADE1	81349	HOSE, RUBBER 3/4 IN DIA, 32 IN, REQUIRED	FT	V
52	3	XBOZZ		61-1961-38-36A	72869	ADAPTER, HOSE	EA	1
52	4	PAOZZ	4730-00-492-5042	61-1961-38-53A	72869	ADAPTER, HOSE: DRAIN	EA	1
52	5	PAOZZ	4730-00-249-3945	MILP18174TYPE1 SIZE141IN.NPT	81349	ELBOW' ADAPTER MTG, 45 DEGREE, 1/4 NPT	EA	1
52	6	PAOZZ	4730-00-170-1537	61-1961-3643A	72869	NIPPLE, CLOSEADAPTER TO VALVE MTG, 1/4 NPT	EA	2
52	7	PAOZZ	4820-00-962-5834	410SIZE1-41N	14959	VALVE, GATE: DRAIN	EA	1
52	8	XBOZZ		6-1-1961-38-39A	72869	BUSHING: VALVE MTG	EA	1
52	9	PAOZZ	4730-00-273-6054	61-1961-38-57A	72869	COUPLING, PIPE: VALVE TO CROSS MTG, 1/2 NPT, FEMALE, 1-1/2 IN. LG	EA	1
52	10	PAOZZ	4730-00-188-1876	WWN351TYPE1SIZE 1-21N,NPT	81348	NIPPLE, CLOSE COUPLING TO CROSS MTG, 1/3 NPT	EA	2
52	11	PAOZZ	6685-00-698-6805	550	61349	GAGE, TEMPERATURE	EA	1
52	12	PAOZZ	4730-00-808-1590	6-1-1981-38-35A	72869	CROSS: WATER LEVEL ASSEMBLY, 1/3 NPT	EA	1
52	13	PAOZZ	4730-00-892-5590	6-1-1981-38-38A	72869	ELBOW WATER LEVEL ASSEMBLY, 90 DEGREE, 1/2 NPT	EA	1
52	14	PAOZZ	4730-00-021-9650	61-1961-38-34A	72869	NIPPLE: WATER LEVEL ASSEMBLY	EA	2
52	15	XBOZZ		8981-2E	14959	TEE, UNION: GAGE,MTG	EA	2
52	16	PAOZZ	4730-00-222-1837	WWN351TYPE1SIZE 141N NPT	81348	NIPPLE, CLOSE: TEE TO BUSHING MTG	EA	2
52	17	PAOZZ	4730-00-933-7943	6-1-1961-38-12A	72869	BUSHING, SIGHT GAGE: GAGE MTG	EA	2
52	16	PAOOO	6685-00-453-5306	61-1961-38-8A	72869	GAGE, SIGHT ASSEMBLY	EA	1
52	19	XBOZZ		61-1963-38-9A	72869	GUARD, GLASS WATER LEVEL GAGE	EA	1
52	20	XBOZZ		61-1963-38-15A	72869	RING' SIGHT GLASS MTG	EA	2
52	21	PAOZZ	5330-00-844-9319	61-1963-38-16A	72869	PACKING.SIGHT GLASS MTG, GRAPHITE, 33/64 IN ID, 1/16 IN THK	EA	2
52	22	PBOZZ	6680-01-247-0764	6-2-1963-38-10	81337	GLASS, SIGHT WATER LEVEL GAGE. 1/2 IN OD	EA	1
52	23	PAOZZ	5310-00-934-9760	MS35649-204A	96906	NUT, PLAIN, HEXAGON GRADUATOR MTG	EA	4
52	24	PAOZZ	5310-00-043-2228	61-1961-38-30A	72869	WASHER, LOCK GRADUATOR MTG	EA	4
52	25	PAOZZ	5305-00-050-9229	61-1961-38-45A	72869	SCREW, MACHINE GRADUATOR MTG	EA	4
52	26	PAOZZ	6680-00460-38'6	6-1-1961-38-32A	72869	GRADUATOR, WATER HEIGHT	EA	1
52	27	PAOZZ	3510-00-063-8152	61-1936-38-14A	72869	PLUG, SOLID. GAGE DRAIN	EA	2
52	28	PAOZZ	5310-00-616-1739	FFN836	81349	NUT, PLAIN, HEXAGON CONTAINER MTG	EA	4
52	29	PAOZZ	5310-00-582-5965	MS3533844	96906	WASHER, LOCK. CONTAINER MTG	EA	4
52	30	PAOZZ	5305-00-225-3839	MS35291-8	96906	SCREW, CAP, HEXAGON HEAD CONTAINER MTG	EA	4
52	31	PAOZZ	4730-00-289-5176	WWP471TYPE2STYLE CS1781-21N.NPTF	81348	PLUG, PIPE. CONTAINER DRAIN	EA	1
52	32	XBOZZ		61-1981-38-1A	72869	CONTAINER, WATER LEVEL CONTROL	EA	1



TS 3510-208-20P/53

Figure 53. Control Box Cover (Front View).

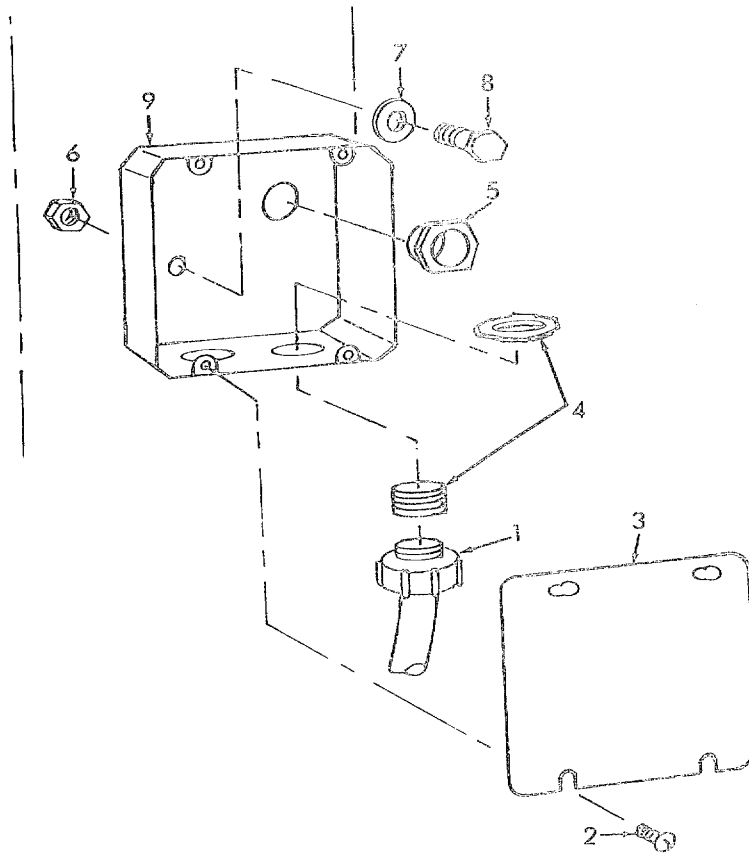
(1) ILLUSTRATION		(2)	(3)	(4)	(5)	(6) DESCRIPTION	(7)	(8)
(a) FIG NO.	(b) ITEM NO.	SMR CODE	NATIONAL STOCK NUMBER	PART NUMBER	FSCM	UOC	U/M	QTY INC IN UNIT
53		XBOOO	6110-00-484-3459	6-1-1920-27-1A	72869	GROUP 36 - CONTROL BOX ASSEMBLY CONTROL BOX ASSEMBLY (BOX ASSEMBLY ONLY, NO ELECTRICAL COMPONENTS INCLUDED)		
53	1	PAOZZ	5340-00-950-8676	15797PH	14608	CATCH, DRAW PULL (WELDMENT)	EA	1
53	2	PAOZZ	5310-00-725-4712	NAS671-8	88044	NUT, PLAIN, HEXAGON: NO. 8-32 SCREW SIZE, WINDOW FRAME MTG	EA	12
53	3	PAOZZ	5310-00-901-0278	MS45904-58	96906	WASHER, LOCK, SPLIT: NO. 8-32 SCREW SIZE, WINDOW FRAME MTG	EA	12
53	4	XBOZZ		6-1-1920-27-16A	72869	SCREW, MACHINE, PAN HEAD: NO. 8-32 NC X 2A X 1/2 IN. LG, CAD PLATED, WINDOW FRAME MTG	EA	12
53	5	XBOZZ		6-1-1920-27-11A	72869	FRAME, WINDOW	EA	1
53	6	PAOZZ	9330-00-463-4954	6-1-1920-27-8A	72869	WINDOW, CONTROL BOX	EA	1
53	7	PAOZZ	5320-00-995-1875	6-1-1920-27-15A	72869	RIVET, SOLID	EA	2
53	8	XBOZZ		6-1-1920-27-10A	72869	PLATE, INSTRUCTION: CONTROL PANEL	EA	1
53	9	PAOZZ	5305-00-088-9485	6-1-1919-27-164A	72869	SCREW, SHEET METAL: CAUTION PLATE MTG	EA	4
53	10	XBOZZ		6-1-1919-27-163A	72869	PLATE, CAUTION: MASTER SWITCH	EA	1
53	11	XBOZZ		6-1-1920-27-7A	72869	COVER, CONTROL BOX	EA	1



TS 3510-208-20P/54

Figure 54. Main Control Box Timer, Alarm Bell and Lights

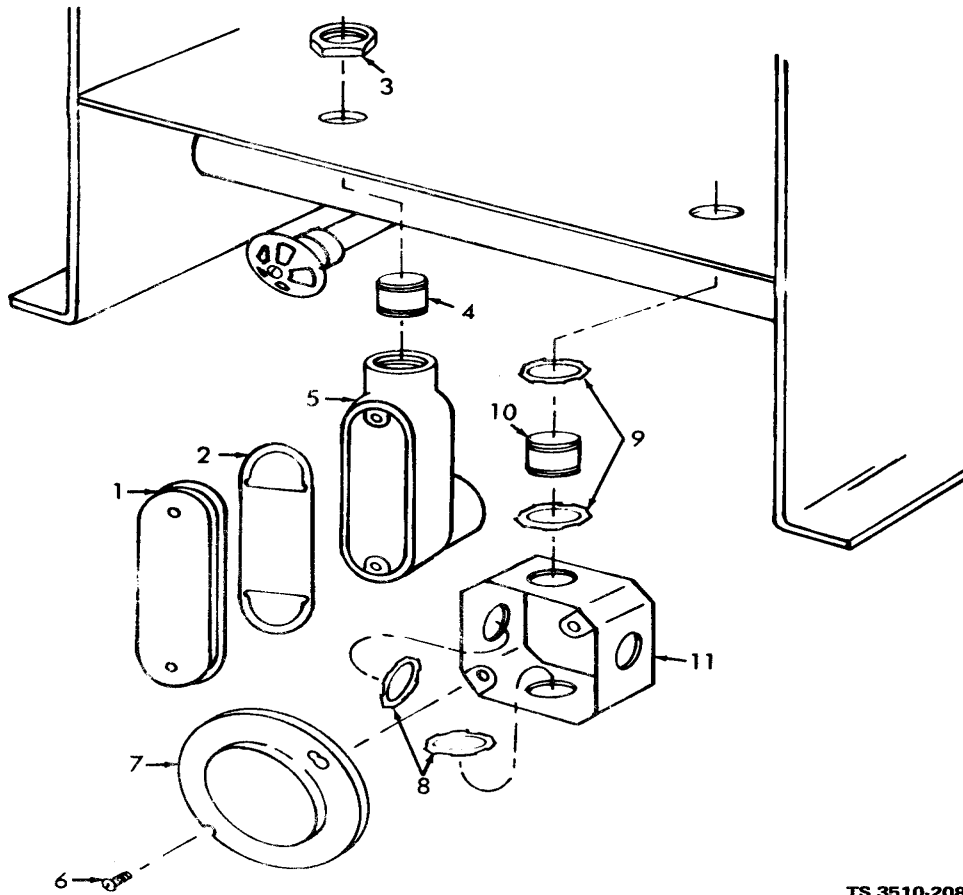
(1) ILLUSTRATION		(2)	(3)	(4)	(5)	(6) DESCRIPTION	(7)	(8)
(a) FIG NO.	(b) ITEM NO.	SMR CODE	NATIONAL STOCK NUMBER	FSCM	PART NUMBER	UOC	U/M	QTY INC IN UNIT
54	1	XBOZZ		72869	6-1-1919-27-140A	SCREW, CAP, HEXAGON HEAD: SELF-TAPPING IN. LG, CONTROL PANEL GUARD MTG	EA	4
54	2	XBOZZ		72869	6-1-1919-27-149A	WASHER, LOCK NO. 10 INTERNAL TOOTH: STEEL, CAD PLATED CONTROL PANEL GUARD MTG	EA	4
54	3	XBOZZ		72869	6-1-1919-27-118A	GUARD, CONTROL PANEL	EA	1
54	4	XDOZZ		72869	6-1-1919-27-140A	SCREW, MACHINE, SELF-TAPPING: NO. 6-32 UNC, 2AX 1/2 IN. LG, TIMER MTG	EA	3
54	5	XBOZZ		72869	6-1-1919-27-151A	WASHER, LOCK, INTERNAL TOOTH: NO. 6-32 SCREW SIZE, TIMER MTG	EA	3
54	6	PAOZZ	6645-00-917-6225	30703	A2323A1	TIMER, MINUTE	EA	1
54	7	XBOZZ		72869	6-1-1919-27-143A	NUT, HEXAGON: NO. 6-32 UNC-2B, TIMER BOX AND LAMP BRACKET MTG	EA	6
54	8	XBOZZ		72869	6-1-1919-27-151A	WASHER, LOCK, NO. 6 INTERNAL TOOTH: TIMER BOX AND LAMP BRACKET MTG	EA	6
54	9	XBOZZ		72869	6-1-1919-27-355A	SCREW, MACHINE: NO. 8-32 UNC-2A X 3/8 LG, TIMER BOX MTG	EA	4
54	10	XBOZZ		72869	6-1-1919-27-159A	BOX, TIMER	EA	1
54	11	XBOZZ		72869	6-1-1919-27-160A	PAD, TIMER BOX	EA	1
54	12	PAOZZ	5325-00-933-7940	72869	6-1-1919-27-158A	GROMMET, RUBBER: 7/8 OD X 1/2 ID, TIMER BOX	EA	1
54	13	PAOZZ	6240-00-155-7878	08288	MSS6240-1	LAMP	EA	1
54	14	XBOZZ		72869	6-1-1919-27-177A	NUT, BRASS: 5/16 IN. X 27 NPT, SOCKET MTG	EA	1
54	15	XBOZZ		72869	6-1-1919-27-178	WASHER, LOCK: BRASS, 5/16, SOCKET MTG	EA	1
54	16	PAOZZ	6250-00-133-7604	58854	328	SOCKET, LAMP	EA	1
54	17	XBOZZ		72869	6-1-1919-27-136A	SCREW, MACHINE, PAN HEAD: NO. 6-32 UNC-2A X 3/8 LG, LAMP BRACKET MTG	EA	2
54	18	XBOZZ		72869	6-1-1919-27-93A	BRACKET, LAMP SOCKET	EA	1
54	19	PAOZZ	6220-00-548-0134	72619	80901-511	LIGHT, INDICATOR	EA	1
54	20	PAOZZ	6250-00-143-7513	24446	6S6-24V	LAMP, INCANDESCENT	EA	1
54	21	XBOZZ		72869	6-1-1919-27-139A	SCREW, SELF-TAPPING: NO. 8-32 UNC-2A X 1/2 LG, ALARM BELL MTG	EA	1
54	22	XBOZZ		72869	6-1-1919-127-148A	WASHER, LOCK, NO. 8 INTERNAL TOOTH: ALARM BELL MTG	EA	3
54	23	XBOZZ		19557	340-42-24V4IN	BELL, ALARM: 4 IN.	EA	1



TS 3510-208-20P/55

(1) ILLUSTRATION		(2)	(3)	(4)	(5)	(6) DESCRIPTION	(7)	(8)
(a) FIG NO.	(b) ITEM NO.	SMR CODE	NATIONAL STOCK NUMBER	PART NUMBER	FSCM	UOC	U/M	QTY INC IN UNIT
55	1	PAOZZ	5935-00-317-3116	5221	59730	CONNECTOR	EA	2
55	2	PAOZZ	5305-00-052-9051	MS24630-36	96906	SCREW, MACHINE, SELF-TAPPING, SLOTTED HEAD: NO, 8-32 NC X 1/2 LG, JUNCTION BOX COVER MGT	EA	4
55	3	XBOZZ		6-1-1919-27-121A	72869	COVER, BOX, JUNCTION	EA	1
55	4	XBOZZ		6-1-1919-27-122A	72869	CONNECTOR, CABLE, W/LOCKING NUT JUNCTION BOX	EA	2
55	5	XBOZZ		6-1-1919-27-123A	72869	BUSHING, INSULATED: 3/4, JUNCTION BOX	EA	1
55	6	XBOZZ		6-1-1919-27-172A	72869	NUT, HEXAGON: NO. 28 UNC-2B, JUNCTION BOX MTG	EA	2
55	7	XBOZZ		6-1-1919-27-173A	72869	WASHER, LOCK: NO. 10, JUNCTION BOX MTG	EA	2
55	8	XBOZZ		6-1-1919-27-171A	72869	SCREW, MACHINE: NO. 10-24, UNC-2A X 1/2, JUNCTION BOX MTG	EA	2
55	9	XBOZZ		6-1-1919-27 120A	72869	BOX, JUNCTION: 3/4 CONDUIT, 4-11/16 SQ X 1/2 OD	EA	1

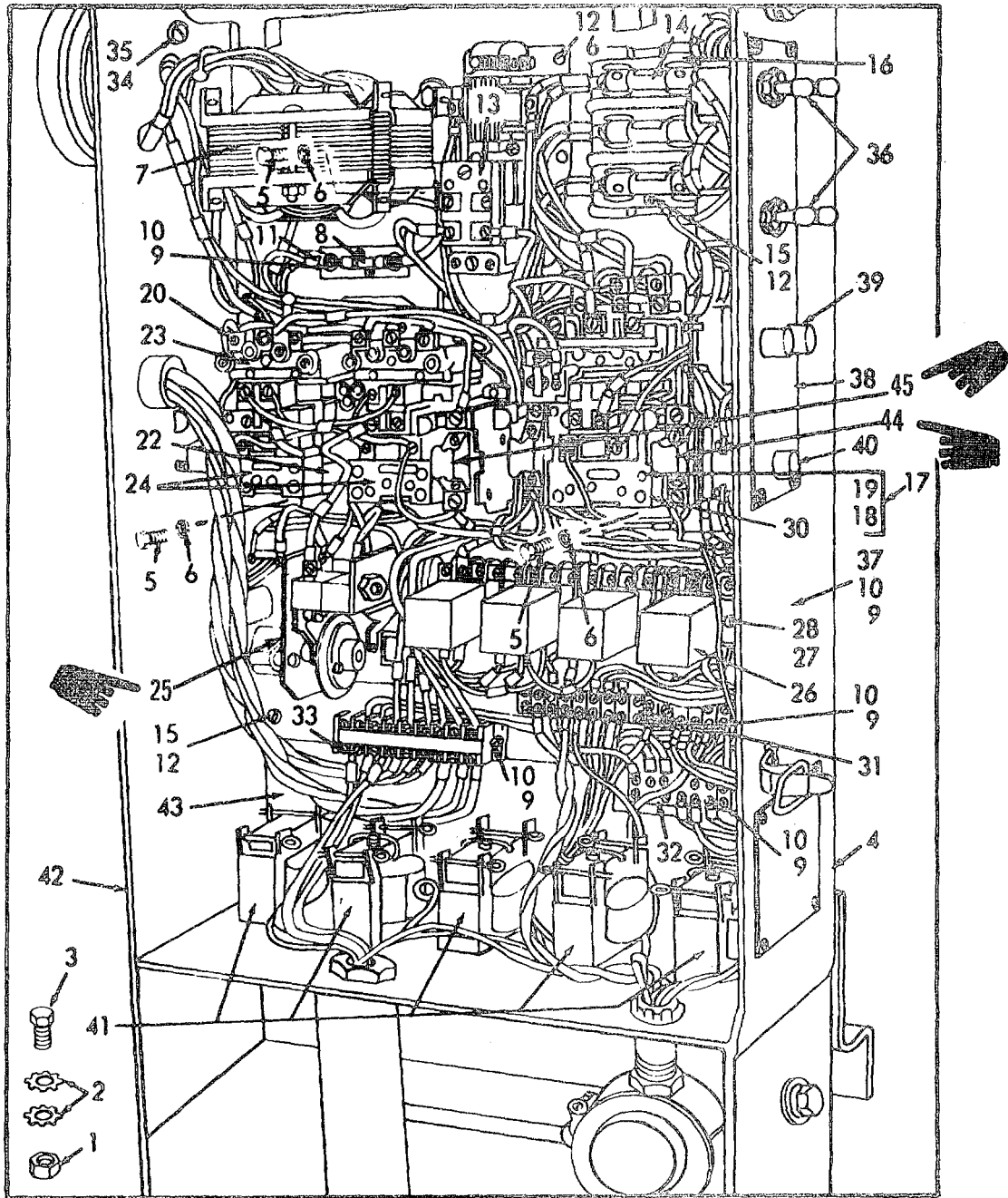
Figure 55. Control Panel Junction Box.



TS 3510-208-20P/56

(1) ILLUSTRATION		(2)	(3)	(4)	(5)	(6) DESCRIPTION	(7)	(8)
(a) FIG NO.	(b) ITEM NO.	SMR CODE	NATIONAL STOCK NUMBER	PART NUMBER	FSCM	UOC	U/M	QTY INC IN UNIT
56	1	XBOZZ		6-1-1919-27-154A	72869	COVER, CONDUIT, RECEPTACLE, W/SCREWS	EA	1
56	2	PAOZZ		6-1-1919-27-155A	72869	GASKET: RECEPTACLE COVER	EA	1
56	3	XBOZZ		6-1-1919-27-126A	72869	NUT, LOCK: 3/4	EA	1
56	4	XBOZZ		6-1-1919-27-124A	72869	NIPPLE:	EA	1
56	5	XBOZZ		6-1-1919-27-115A	72869	RECEPTACLE, CONDUIT	EA	1
56	6	PAOZZ		MS24630-36	96906	SCREW, MACHINE, SELF-TAPPING, SLOTTED HEAD: NO. 8-32 NC X 1/2 LG, JUNCTION BOX COVER MTG	EA	2
56	7	XBOZZ		6-1-1919-27-117A	72869	COVER, BOX, JUNCTION: 3 IN.	EA	1
56	8	PAOZZ	5975-00-152-1144	6-1-1919-27-130A	72869	BOX CONNECTOR, ELECTRICAL	EA	3
56	9	XBOZZ		6-1-1919-27-127A	72869	NUT, LOCK: 1/2, NIPPLE TO CONTROL BOX MTG	EA	2
56	10	XBOZZ		6-1-1919-27-125A	72869	NIPPLE: 1/2 NPT X 1-1/2, STEEL, GALV., JUNCTION BOX TO CONTROL BOX	EA	1
56	11	XBOZZ		6-1-1919-27-116A	72869	BOX, JUNCTION: 3 IN.	EA	1

Figure 56. Control Panel Junction Connections.

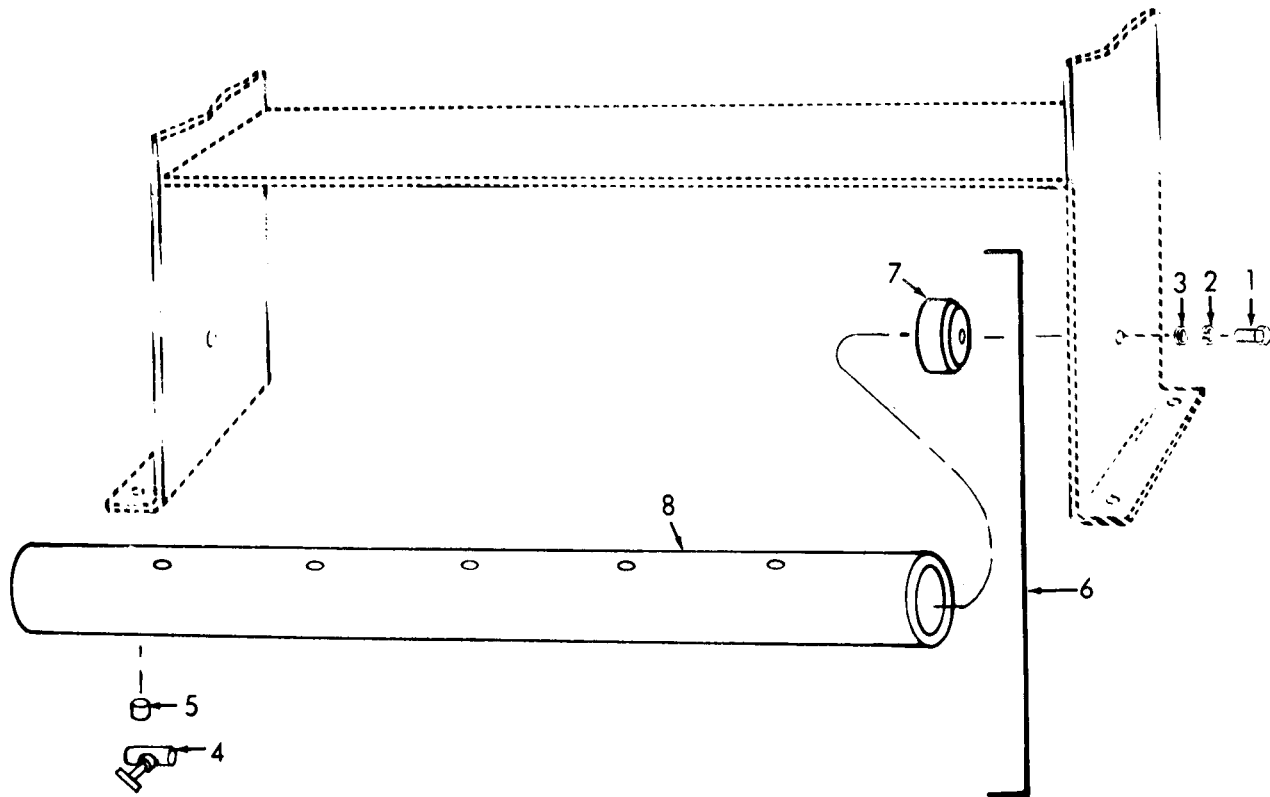


TS 3510-208-20P/339

Figure 59. Main Control Box.

Change 1 2-97

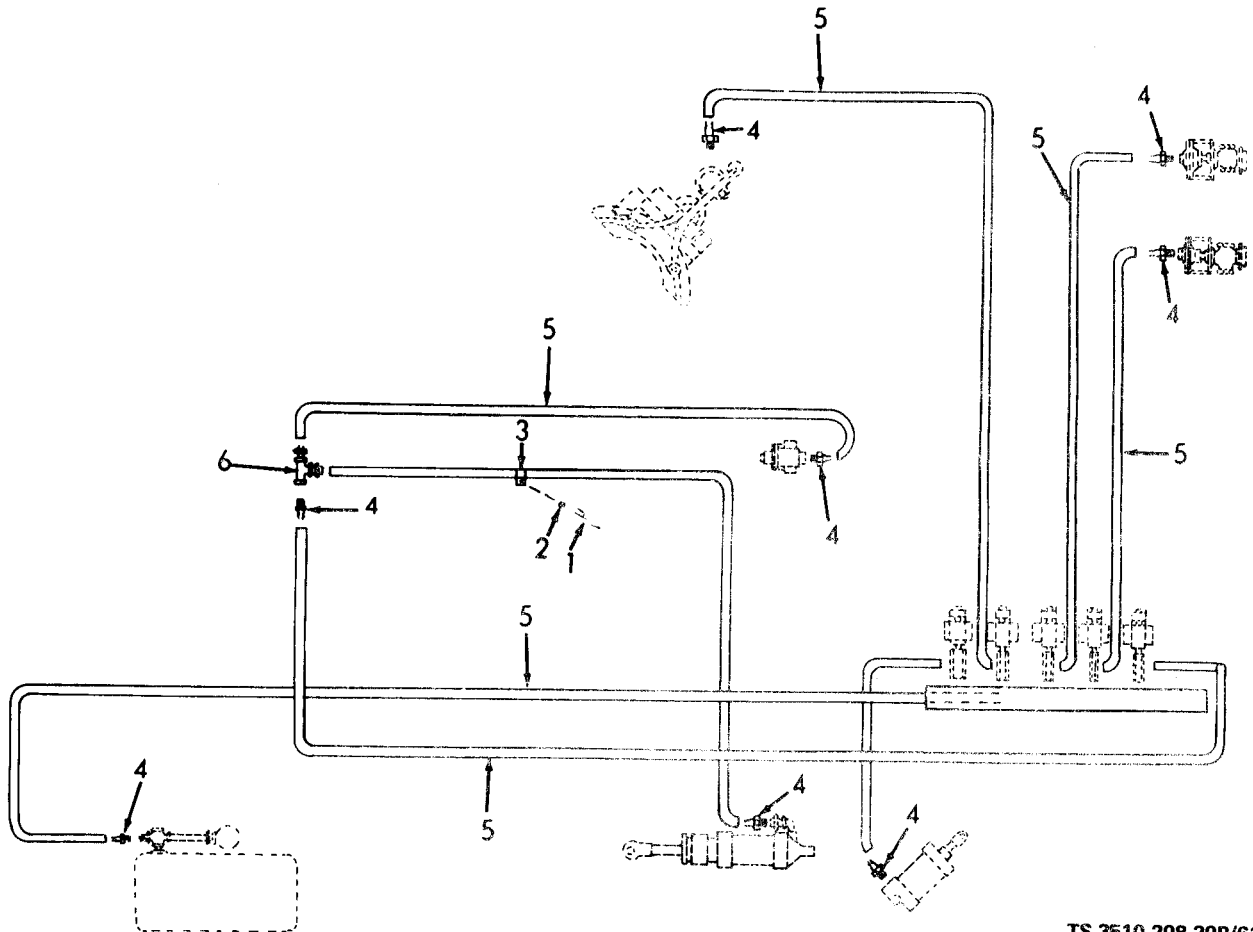
(1) ILLUSTRATION		(2)	(3)	(4)	(5)	(6) DESCRIPTION	(7)	(8)
(a) FIG NO.	(b) ITEM NO.	SMR CODE	NATIONAL STOCK NUMBER	FSCM	PART NUMBER	UOC	U/M	QTY INC IN UNIT
						GROUP 38 - PANEL, MAIN CONTROL BOX AND AIR MANIFOLD ASSEMBLY		
59	1	XBOZZ		72869	6-1-1900-107A	NUT, HEXAGON HEAD: 3/8 IN. OD, CONTROL BOX MTG	EA	4
59	2	XBOZZ		72869	6-1-1900-110A	WASHER, LOCK, INTERNAL, EXTERNAL TOOTH: 3/8 IN. SCREW SIZE, CONTROL BOX MTG	EA	8
59	3	XBOZZ		72869	6-1-1900-108A	BOLT, MACHINE, HEXAGON HEAD: 3/8 IN. X 1-1/4 IN. LG., CONTROL BOX MTG	EA	4
59	4	PBOOF	5110-00-405-4083	72869	6-1-1919-27A	CONTROL PANEL ASSEMBLY	EA	1
59	8	PAOZZ	5920-00-142-4842	71400	MDM10	FUSE, CARTRIDGE	EA	1
59	14	PAOZZ	5920-00-518-3208	72869	6-1-1919-27-113A	FUSE, CARTRIDGE	EA	3
59	24	PAOZZ	5845-00-073-6615	01121	Z23363	CONTACT SET, STARTER KIT	EA	1
59	25	PAFZZ	6645-00-917-6140	01121	B850ZOV40L3-24V	RELAY, MOTOR DRIVEN TIMER	EA	1
59	30	XBOZZ		92000	100TYPESST2	TIE, CABLE	EA	15
59	34	XBOZZ		72869	6-1-1919-27-134A	SCREW, MACHINE, PAN HEAD: 1/4-20 UNC-2A X 5/8 LG, CONTROL PANEL MEG	EA	5
59	35	XBOZZ		72869	6-1-1919-27-150A	WASHER, LOCK, 1/4-20 SCREW SIZE, INTERNAL TOOTH: CONTROL PANEL MTG	EA	5
59	42	XBOZZ		72869	6-1-1919-27-91A	PANEL, CONTROL	EA	1



TS 3510-208-20P/60

(1) ILLUSTRATION		(2)	(3)	(4)	(5)	(6) DESCRIPTION	(7)	(8)
(a) FIG NO.	(b) ITEM NO.	SMR CODE	NATIONAL STOCK NUMBER	PART NUMBER	FSCM	UOC	U/M	QTY INC IN UNIT
60	1	XBOZZ		6-1-1919-27-131A	72869	SCREW, CAP, HEXAGON HEAD: 3/8-16 UNC-2A X 1 IN. LG, AIR MANIFOLD ASSEMBLY MTG	EA	2
60	2	XBOZZ		6-1-1919-27-146A	72869	WASHER, LOCK 3/8-16 SCREW SIZE, AIR MANIFOLD ASSEMBLY MTG	EA	2
60	3	XBOZZ		6-1-1919-27-147A	72869	WASHER, PLAIN: 3/3-16 SCREW SIZE, AIR MANIFOLD ASSEMBLY MTG	EA	2
60	4	PAOZZ		6-1-1919-27-119A	72869	VALVE, ANGLE, NEEDLE, 1/8 NPT: AIR MANIFOLD ASSEMBLY	EA	1
60	5	PAOZZ		6-1-1919-27-156A	72869	NIPPLE, CLOSE, BRASS, 1/8 NPT ANGLE VALVE TO AIR MANIFOLD ASSEMBLY	EA	1
60	6	PADOO		6-1-1919-27-87A	72869	AIR MANIFOLD ASSEMBLY	EA	1
60	7	PAOZZ		6-1-1919-27-88A	72869	PLUG, AIR MANIFOLD	EA	2
60	8	XBOZZ		6-1-1919-27-89A	72869	TUBE, MANIFOLD	EA	1

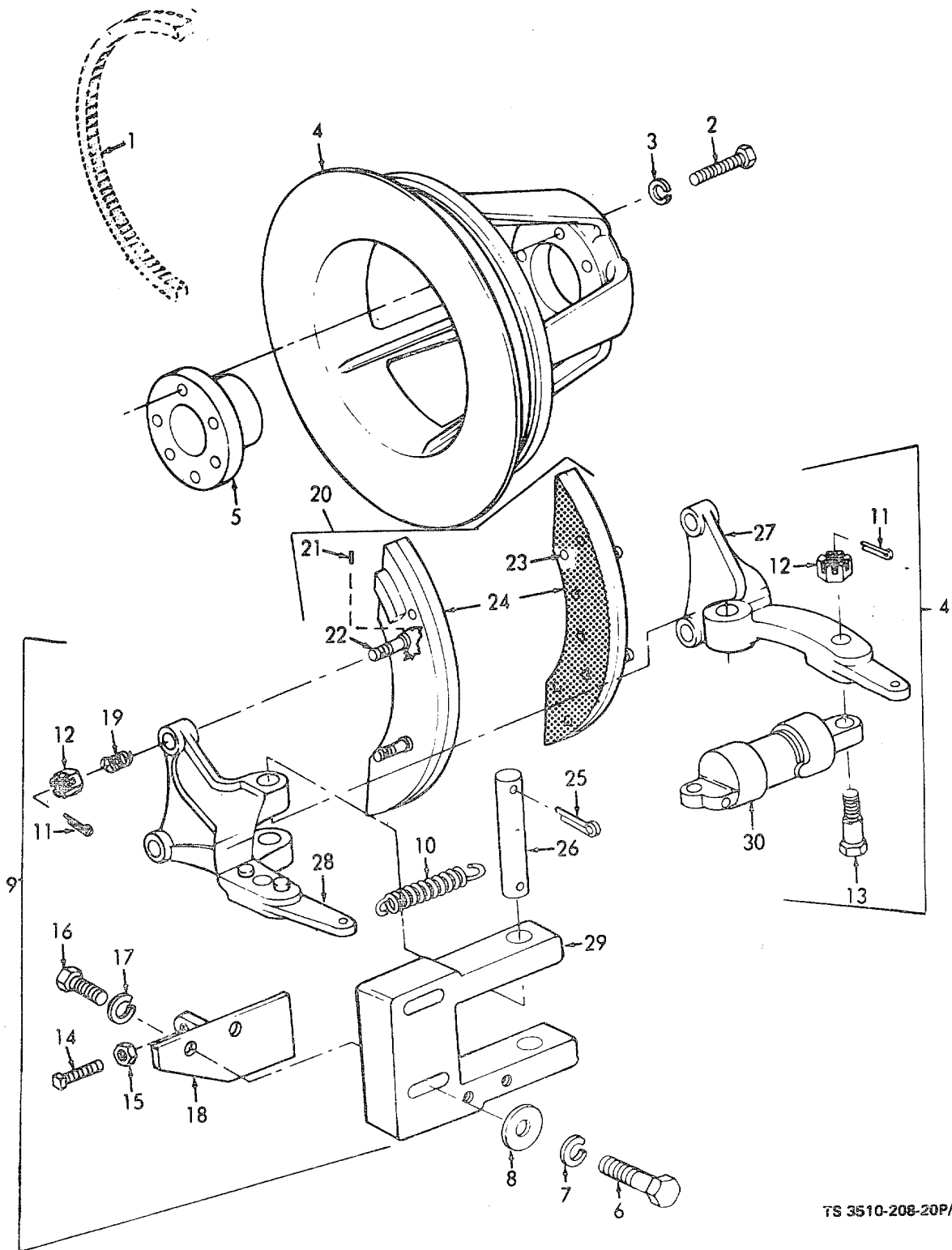
Figure 60. Air Manifold Assembly.



TS 3510-208-20P/61

(1) ILLUSTRATION		(2)	(3)	(4)	(5)	(6) DESCRIPTION	(7)	(8)
(a) FIG NO.	(b) ITEM NO.	SMR CODE	NATIONAL STOCK NUMBER	PART NUMBER	FSCM	UOC	U/M	QTY INC IN UNIT
61	1	XBOZZ		6-1-1900-105A	72869	GROUP 39 - AIR LINES SCREW, MACHINE: AIR LINES CLAMP	EA	6
61	2	XBOZZ		6-1-1900-111A	72869	WASHER, LOCK: AIR LINES CLAMPS	EA	6
61	3	XBOZZ		6-1-1900-89A	72869	CLAMP, LOOP AIR LINES	EA	6
61	4	PAOZZ	4730-00-287-1784	4738-2-48	00624	NIPPLE, HOSE	EA	10
61	5	PAOZZ	4720-00-847-1710	2556-4	01276	HOSE, AIR LINE	FT	V
61	6	PAOZZ	4730-00-278-2740	6-1-1936-33-10A	72869	TEE: AIR LINE, 1/8 IN. NPT	EA	1

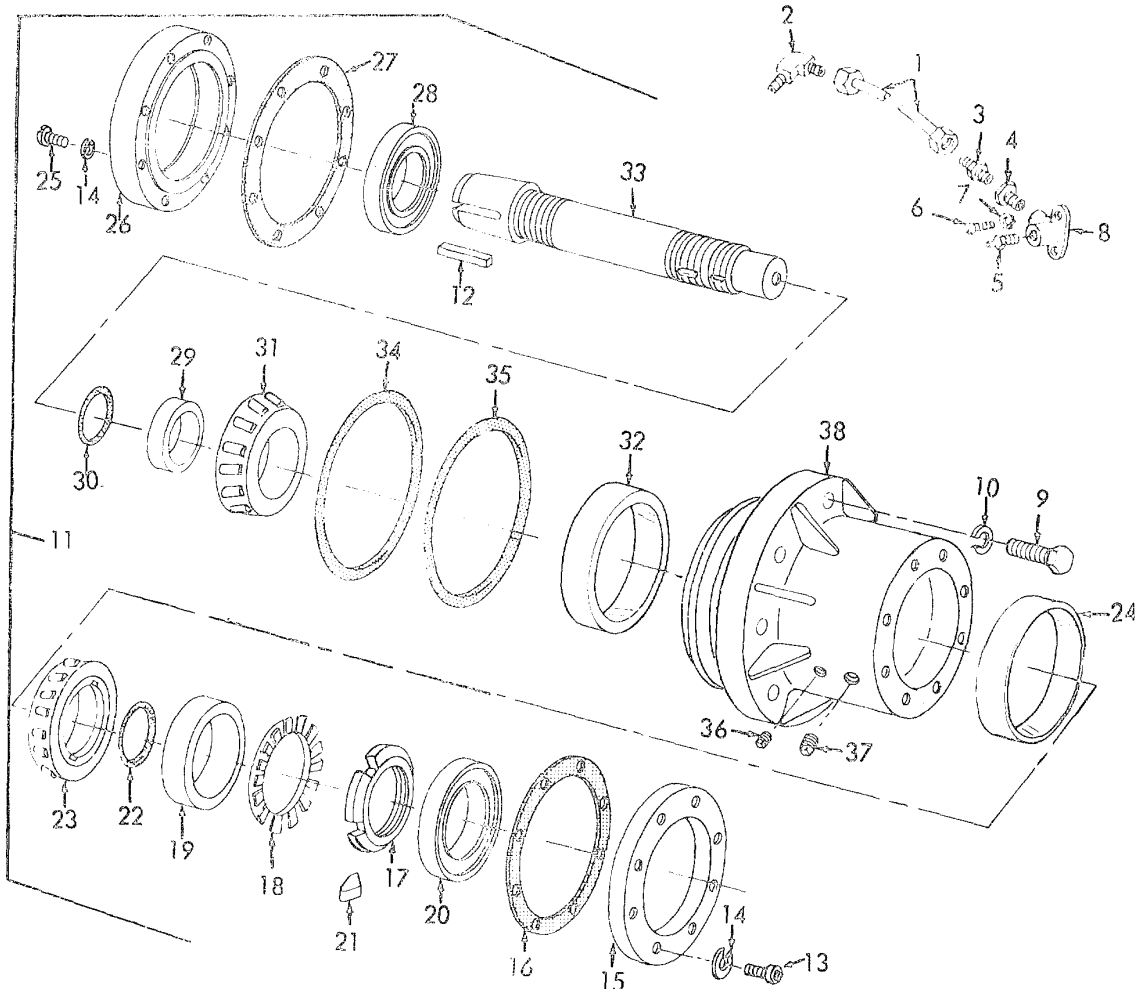
Figure 61. Air Lines.



TS 3510-208-20P/62

Figure 62. Air Brake Cylinder, Hub Sheave and Related Parts.

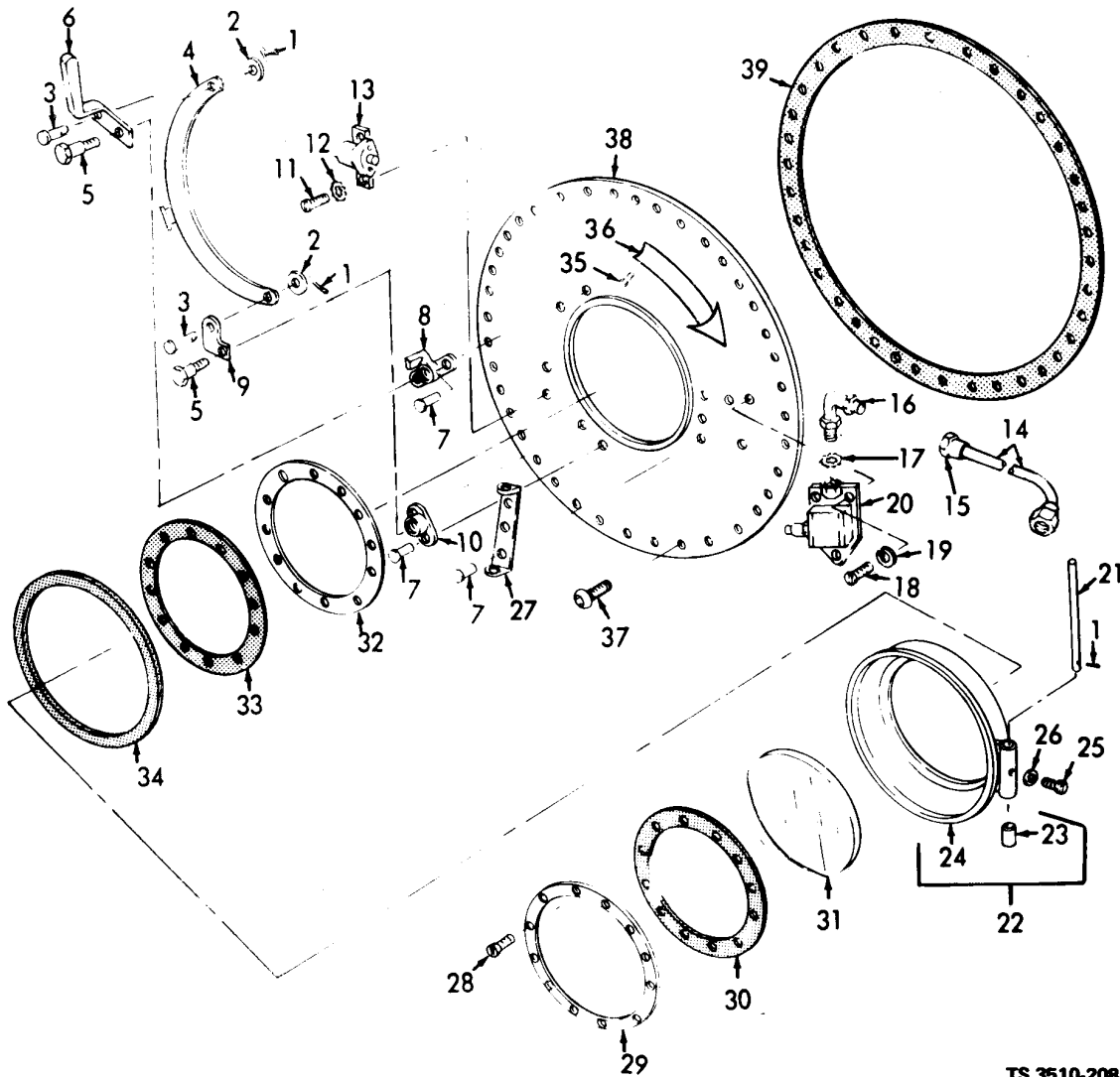
(1) ILLUSTRATION		(2)	(3)	(4)	(5)	(6) DESCRIPTION	(7)	(8)
(a) FIG NO.	(b) ITEM NO.	SMR CODE	NATIONAL STOCK NUMBER	PART NUMBER	FSCM	UOC	U/M	QTY INC IN UNIT
						GROUP 40- MAIN DRIVE BRAKE ASSEMBLY, BRAKE AIR CYLINDER, AND MAIN BEARING ASSEMBLY		
						WASHER EXTRACTOR ASSEMBLY P/N TLMWX66(60883) NSN3510-00-933-7946 INCLUDES COMPONENTS LISTED IN FIGURES 62 THRU 72		
62	1	PAOZZ	3030-00-529-0472	BX85-3	81300	BELT, V. MATCHED SET, EXTRACTOR MOTOR TO WASHER, EXTRACTOR DRIVE PULLEY (3V BELTS TO SET)	ST	1
62	2	PAOZZ	5305-00-269-3216	MS90725-66	96906	SCREW, CAP, HEXAGON HEAD'HUB, WASHER, EXTRACTOR	EA	6
62	3	PBOZZ	5310-00-637-9541	M53538-46	96906	WASHTIER, LOCKHJU, WASHER, EXTRACTOR	EA	6
62	6	PAOZZ	5305-00-071-1769	M535291-115	96906	SCREW, CAP, HEXAGON HEAD'BRAKE SUPPORT MTG	EA	2
62	7	PAOZZ	5310-00-584-5272	M535338-48	96906	WASHER, LOCK BRACKET S:IPPORT SCREW	EA	2
62	8	PAOZZ	5310-00-044-6485	MBOES44648S	81348	WASHER, FLAT BRPAKE SPPORT SCREW	EA	2
62	9	PBOFF	3510-00-253-0562	DA2339	49200	MAIN DRIVE BRAKE ASSEMBLY	EA	1
62	10	PAOZZ	5340-00-933-5906	2704	49200	SPRING, HELICAL, EXTENSION. BRAKE LEVER	EA	1
62	11	PAOZZ	5325-00-826-1794	MS24665-285	96906	PIN, COTTER: AIR SRAKE CYLINDER AND BRAKE LEVER MTG	EA	6
62	12	PAOZZ	5310-00-060-8432	MS55310-40	08288	NUT, SLOTTED. AIR BRAKE CYLINDER AND BRAKE LEVER MTG	EA	6
62	13	XBOZZ		6-1-1956-37-19A	72869	STUD. BRAKE CYLIIDER MTG	EA	2
62	20	PAOZZ	3040-00-933-5984	DA2073	49200	BRAKE, SHOE TYPE	EA	2
62	21	PAOZZ	5315-00-054-4111	544211	00000	PIN, BRAKE SHOE	EA	4
62	25	PAOZZ	5315-00-054-4111	544111	00000	PIN, COTTER. BRAKE LEVER, INNER AND OUTER	EA	2
62	26	XBOZZ		10035-7555	49200	PIN. BRAKE LEVER. OUTER AND INNER	EA	1
62	27	XBOZZ		D8547-1	49200	LEVER, BRAKE, OUTER	EA	1
62	28	XOZZ		D08553	49200	LEVER, BRAKE, INNER	EA	1
62	29	XBOZZ		P9664-1	41200	SUPPORT. BRAKE	EA	1
62	30	PAOFF	3510-00-253-0609	DA2095	49200	CYLINDER, AIR BRAKE	EA	1



TS 3510-208-20P/65

(1) ILLUSTRATION		(2)	(3)	(4)	(5)	(6) DESCRIPTION	(7)	(8)
(a) FIG NO.	(b) ITEM NO.	SMR CODE	NATIONAL STOCK NUMBER	PART NUMBER	FSCM	UOC	U/M	QTY INC IN UNIT
65	1	PAOZZ	4710-00-277-5524	WWT775	81348	TUBING: GREASE LINE, 3/16, COPPER	EA	1
65	2	PAOZZ	4730-00 278-0187	69X3	79470	ELBOW, MALE: GREASE LINE, 1/8 NPT X 3/16 TUBE	EA	1
65	3	PAOZZ	4730-00-851-1940	68X3	79470	CONNECTOR, MALE: GREASE LINE	EA	1
65	4	PAOZZ	4730-00-811-6205	2-4PRC	97576	BUSHING, REDUCER: GREASE LINE, 1/46 NPT X 1/8 NPT	EA	1
65	5	PAOZZ	4730-00-719 2634	1627/	70270	FITTING, LUBRICATION	EA	1
65	6	PAOZZ	5305-00-958-5471	MS35190-273	96906	SCREW, MACHINE DROP ELBOW MTG	EA	2
65	7	PAOZZ	5310 00-550-1130	MS55333 40	96 906	WASHER, LOCK: DROP ELBOW MTG SCREW	EA	2
65	8	PAOZZ	4730-00-933 7939	6-1-1978-52-5A	72869	ELBOW, DROP, FEMALE: GREASE LINE	EA	1

Figure 65. Main Bearing

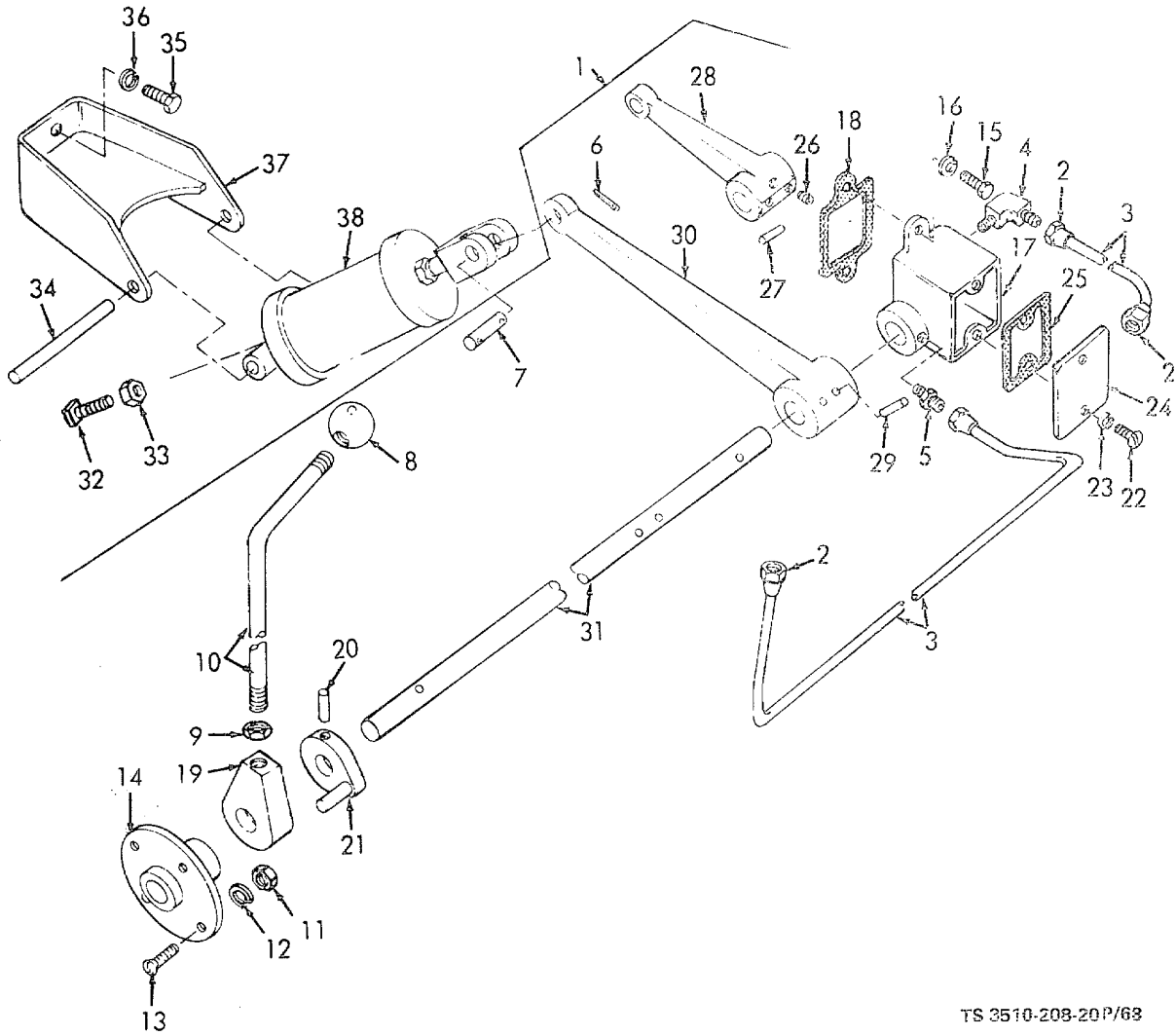


TS 3510-208-20P/66

(1) ILLUSTRATION		(2)	(3)	(4)	(5)	(6) DESCRIPTION	(7)	(8)
(a) FIG NO.	(b) ITEM NO.	SMR CODE	NATIONAL STOCK NUMBER	PART NUMBER	FSCM	UOC	U/M	QTY INC IN UNIT
66		XBOOO		6-1-1934-32A	72869	GROUP 41 - FRONT HEAD SHEET ASSEMBLY AND WASHER CYLINDER		
66	1	PAOZZ	5315-00-842-3044	MS24665-283	96906	FRONT HEAD SHEET ASSEMBLY	EA	1
66	2	PAOZZ	5310-00-550-2379	6-1-1934-32-43A	72869	PIN, COTTER: HANDLE, LATCH LINK AND	EA	4
66	3	PAOZZ	5315-00-825-8840	MS35810-34	96906	HINGE PIN, 3/32 IN. DIA, 5/8 IN. LG, CRES	EA	2
66	4	XBOZZ		6-1-1934-32-6A	72869	WASHER, FLAT: DOOR HANDLE AND LATCH LINK	EA	2
66	5	XBOZZ		25-3520	49200	PIN, STRAIGHT, HEADLESS: DOOR HANDLE AND LATCH LINK	EA	1
						LINK, DOOR LATCH	EA	2
						STUD: DOOR HANDLE AND LOCK CATCH MTG		

Figure 66. Washer Door.

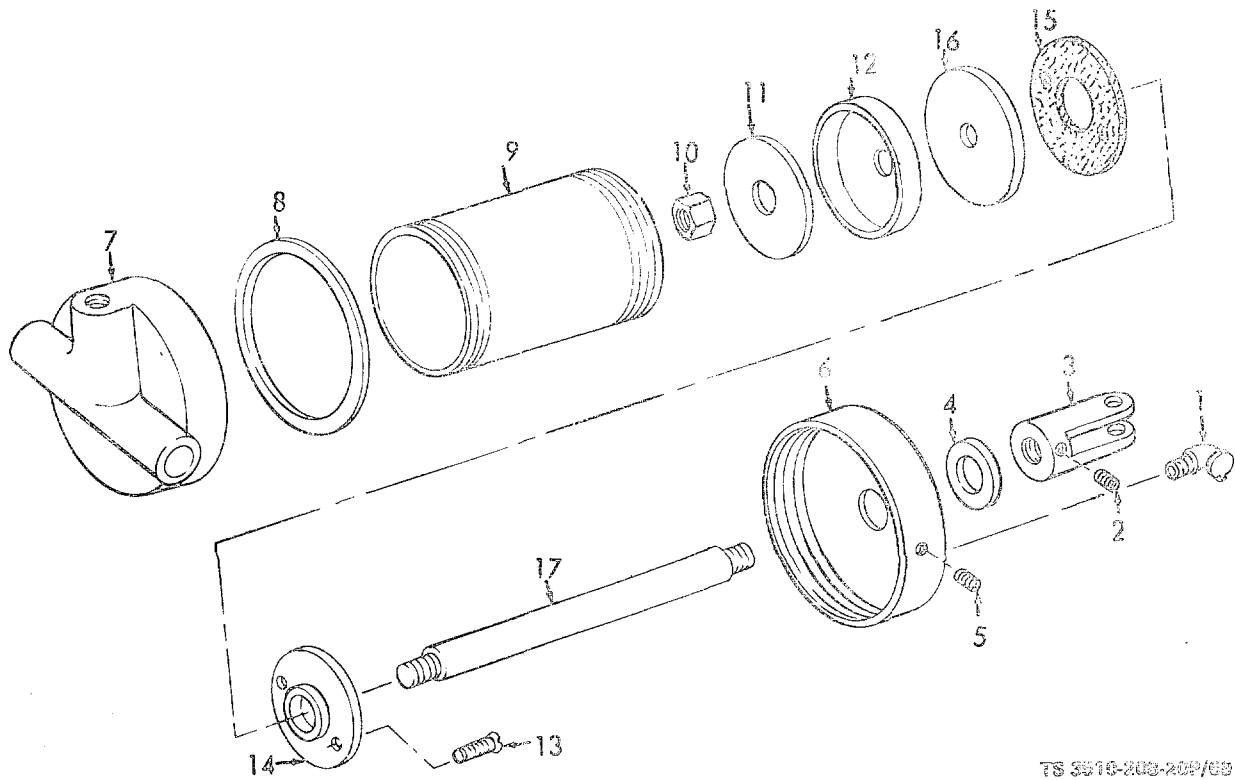
(1) ILLUSTRATION		(2)	(3)	(4)	(5)	(6) DESCRIPTION	(7)	(8)
(a) FIG NO.	(b) ITEM NO.	SMR CODE	NATIONAL STOCK NUMBER	PART NUMBER	FSCM	UOC	U/M	QTY INC IN UNIT
66	6	XBOZZ		6-1-1934-32-5A	72869	HANDLE: WASHER DOOR	EA	1
66	7	PAOZZ	5320-00-616-5244	M520470B8-10	96906	RIVET: HANDLE SUPPORT, LOCK SUPPORT AND HINGE BRACKET MTG: 1/4 IN. DIA, 5/8 IN. LG, CRES	EA	7
66	8	XBOZZ		6-1-1934-32-2A	72869	SUPPORT, DOOR HANDLE	EA	1
66	9	XBOZZ		6-1-1934-32-8A	72869	CATCH, DOOR LOCK	EA	1
66	10	XBOZZ		6-1-1834-32-3A	72869	SUPPORT, DOOR LOCK, HANDLE, LOWER	EA	1
66	11	PAOZZ	5305-00 206-2510	MS35215-55	96906	SCREW, PAN HEAD:DOOR LOCK MTG, 10-32 NF2A, 1/3 IN. LG, BR.	EA	2
66	12	PAOZZ	5310-00-596-7691	MS35335-32	96906	WASHER, LOCK: LOCK MTG	EA	2
66	13	PAOZZ	3460-00-901-5998	3351A	53477	CLAMPIING CYLINDER, LOCK	EA	1
66	14	PAOZZ	5975-00-178-1216	6-1-1984-32-25A	72869	CONDUIT, THINWALL:WASHER, EXTRACTOR FRAME TO SWITCH, 1/2 IN. DIA, 19 IN. REQUIRED	FT	V
66	15	XBOZZ		6-1-1934-32-5A	728569	CONNECTOR, RAIN TIGHT: 1/2 IN.	EA	2
66	16	PAOZZ	5825-00-244-7807	MSSS975-10	08288	ELBOW, CONNECTOR, ELECTRICAL: EXTRACTOR DOOR SWITCH	EA	1
66	17	XBOZZ		6-1-1934-32-38A	72869	NOT, LOCK: CONDUIT, 1/2 IN.	EA	1
66	18	PAOZZ	5305-00-206-2511	MSS5305-33	08288	SCREW, MACHINE: EXTRACTOR DOOR SWITCH MTG	EA	3
66	19	PAOZZ	5310-00-080-9786	MS45904-60	96906	WASHER, LOCK: EXTRACTOR DOOR SWITCH MTG	EA	3
66	20	PAOZZ	5930-00-960-7650	BAFI-2RNLH	91929	SWITCH, SENSITIVE	EA	1
66	21	XBOZZ		6-1-1934-32-34A	72869	PIN, STRAIGHT, HEADLESS: DOOR HINGE	EA	1
66	22	XBOZZ		6-1-1934-32-10A	72868	DOOR ASSEMBLY	EA	1
66	23	XBOZZ		6-1-1935-32-13A	72869	BUSHING, HINGE: BRONZE, .750 OD, 1 IN. LG	EA	2
66	24	XBOZZ		6-1-1935-52-11A	72869	DOOR	EA	1
66	25	XBOZZ		6-1-1935-32-18A	72869	SCREW. PAN HEAD:SWITCH ACTUATING, 1/4-20, 1/4 IN. LG	EA	1
66	26	PAOZZ	5310-00-550-1130	M535333-40	96906	WASHER, LOCK, INTERNAL TOOTH: SWITCH ACTUATING SCREW	EA	1
66	27	XAOZZ		6-1-1934-32-4A	72869	BRACKET, HINGE	EA	1
66	28	XBOZZ		6-1-1935-32-19A	72869	SCREW. OVAL HEAD:GLASS CLAMP MTG, 1/4-20 UNC-2A, 3/4 IN. LG	EA	12
66	29	XBOZZ		6-1-1935-32-15A	72868	RING, CLAMP: GLASS MTG, OUTSIDE	EA	1
66	30	PAOZZ	5330-00-491-1530	25-4187A	49200	GASKET, WINDOW:	EA	1
66	31	PAOZZ	3510-00-411-2673	25-3697	49200	GLASS, DOOR	EA	1
66	32	XBOZZ		6-1-1935-32-21A	72869	RING, CLAMP: GLASS MTG, OUTSIDE	EA	1
66	33	PAOZZ		25-4187A	49200	GASKET, WINDOW	EA	1
66	34	PAOZZ	3510-00-930-2358	6-1-1935-32-16A	72869	SEAL, DOOR	EA	1
66	35	PAOZZ	5305-00-408-0127	6-1-1900-127A	72869	SCREW, MACHINE:INSTRUCTION PLATE, PRE- EXTRACT AND EXTRACT	EA	3
66	36	XBOZZ		6-1-1900-126A	72869	PLATE, INSTRUCTION: PRE-EXTRACT AND EXTRACT	EA	1
66	37	PAOZZ	5305-00-933-9886	100159-5NP	49200	SCREW, MACHINE: FRONT MTG, 5/16-18 THD SIZE, 3/4 IN. LG	EA	36



TS 3510-208-20P/63

Figure 68. Drain Valve Control.

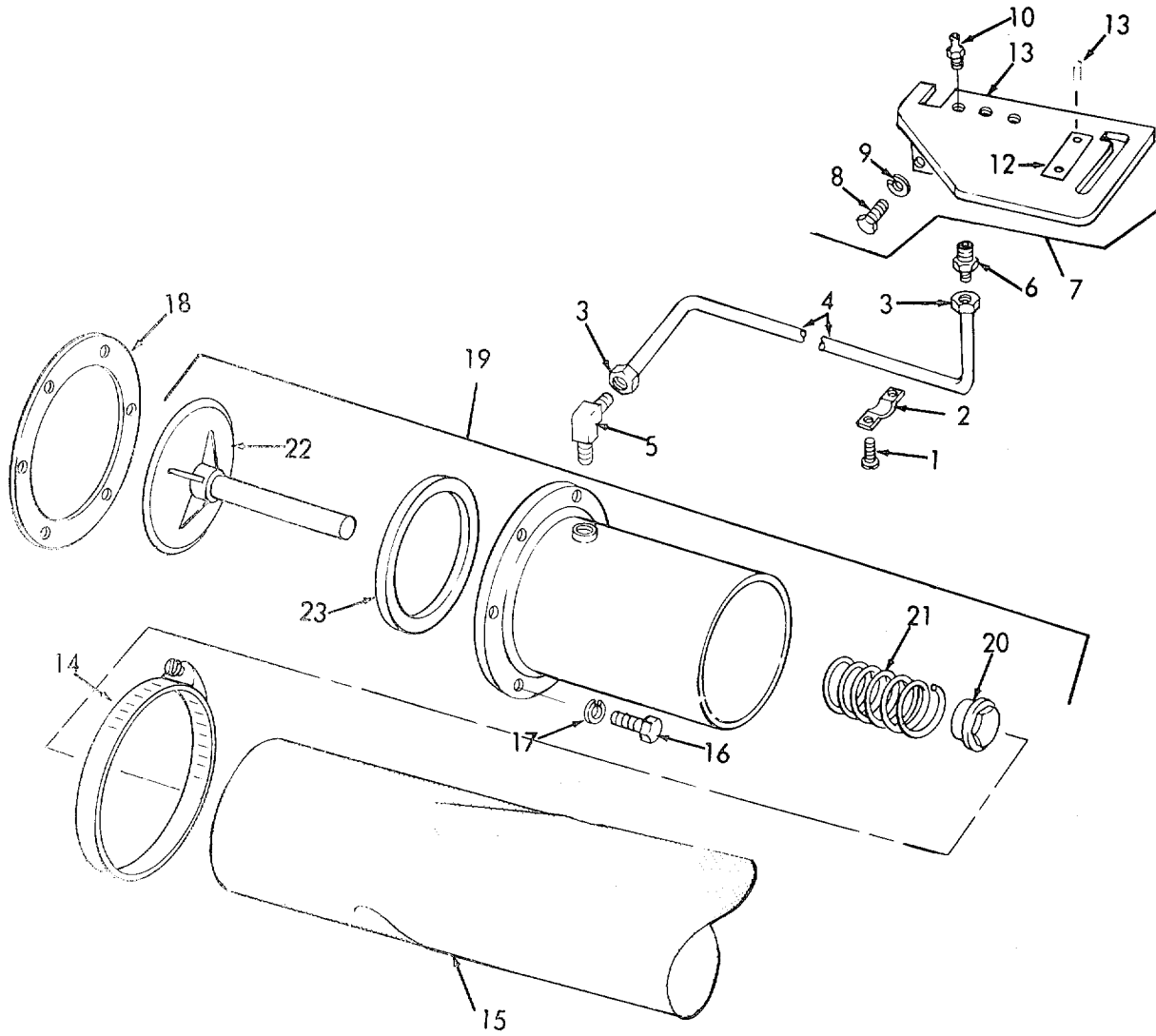
(1) ILLUSTRATION	(2) ILLUSTRATION	(3) SMR CODE	(4) NATIONAL STOCK NUMBER	(5) PART NUMBER	(6) FSCM	(7) DESCRIPTION	(8) UOC	U/M	QTY INC IN UNIT
						GROUP 42 - VALVE, DRAIN ASSEMBLY			
68	1	PBOFF	4820-00-933-7947	6-1-1950-35-42A	72869	VALVE, DRAIN ASSEMBLY		EA	1
68	2	PAOZZ	4710-00-044-1487	1110X3	79470	NUT, TUBE COUPLING		EA	4
68	3	PAOZZ	4710-00-277-5524	WWT775	81349	TUBING, COPPER: 3/16 IN. TUBE, 84 IN. REQUIRED		FT	V
68	4	PAOZZ	4730-00-972-1631	49X3	79470	ELBOW, PIPE TO TUBE: GREASE LINE TO HOUSING		EA	1
68	5	PAOZZ	4730-00-266-0531	48X3	79470	ADAPTER, STRAIGHT: GREASE LINE TO HOUSING		EA	1
68	6	PAOZZ	5315-00-187-9370	MS24665-172	96906	PIN, COTTER: CYLINDER MTG PIN		EA	1
68	7	PAOZZ	5315-00-058-3519	6-1-1948-35-15A	7286S	PIN, STRAIGHT, HEADLESS: CYLINDER MTG		EA	2
68	8	PBOZZ	5355-00-181-1135	6-1-1948-35-2A	72869	KNOB: HAND LEVER, 3/8-24 UNF2B		EA	1
68	9	PAOZZ	5310-00-732-0558	MS51967-8	96906	NUT, PLAIN, HEXAGON: HAND LEVER MTG		EA	1
68	10	PBOZZ	3510-00-460-6084	6-1-1948-35-3A	72869	LEVER, DRAIN		EA	1
68	11	XBOZZ		6-1-1947-35-7A	72869	NUT, HEXAGON: SHAFT SUPPORT MTG, 1/4 X 20 UNC2B		EA	4
68	12	XBOZZ		6-1-1947-35-9A	72869	WASHER, LOCK: SHAFT SUPPORT MTG, 2/4		EA	4
68	13	XBOZZ		6-1-1935-32-19A	72869	SCREW, OVAL HEAD: SHAFT SUPPORT MTG, 1/4-20 THD SIZE, 3/4 IN. LG		EA	4'
68	14	PBOZZ	3510-00-460-6068	6-1-1947-35-6A	72869	SUPPORT, SHAFT		EA	1
68	15	PAOZZ	5305-00-465-6389	R742	60266	SCREW, CAP, HEXAGON HEAD: CAM LEVER HOUSING MTG, 5/16-18 UNC-2A, 3/4 IN. LG, CRES		EA	2
68	16	PAOZZ	5310-00-933-8122	MS35338-159	96906	WASHER, LOCK: CAM LEVER HOUSING MTG		EA	2
68	17	PBOZZ	3510-00-460-6065	6-1-1950-35-48A	72869	HOUSING, CAM LEVER		EA	1
68	18	PAOZZ	5330-00-406-3225	6-1-1950-35-53A	72869	GASKET, CAM LEVER HOUSING		EA	1
68	19	PBOZZ	3510-00-460-6101	6-1-1948-35-5A	72869	SUPPORT, LEVER		EA	1
68	20	PAOZZ	5315-00-054-5610	MS24692-210	96906	PIN, TAPER: DOG MTG, 3/4 IN. LG		EA	1
68	21	PBOZZ	3510-00-460-6064	6-1-1947-35-00A	72869	DOG, DRAIN		EA	1
68	22	PAOZZ	5305-00-071-1315	MS51957-79	96906	SCREW, PAN HEAD: CAM LEVER HOUSING COVER MTG, 1/4-20 THD SIZE, 1/2 IN. LG		EA	2
68	23	PAOZZ	5320-00-582-5965	MS35338-44	96906	WASHER, LOCK: CAM LEVER HOUSING MTG, COVER, CAM LEVER HOUSING		EA	2
68	24	XBOZZ		6-1-1950-35-49A	72869	COVER, CAM LEVER HOUSING		EA	1
68	25	PAOZZ	5330-00-406-3224	6-1-1950-35-54A	72869	GASKET, CAM LEVER HOUSING COVER		EA	1
68	26	PAOZZ	5305-00-811-0798	MS51021-83	96906	SETSCREW, HOLLOW: LEVER MTG, 3/8-16 UNC-2A, 1/2 IN. LG, CRES		EA	1
68	21	PAOZZ	5315-00-188-0214	6-1-1950-35-67A	72869	PIN, TAPER: LEVER MTG, 1 1/4 IN. LG		EA	1
68	28	PBOZZ	3510-00-460-6097	6-1-1950-35-47A	72869	LEVER, CAM, DRAIN VALVE		EA	1
68	29	PAOZZ	5315-00-054-5610	MS24692-210	96906	PIN, PATER: OPERATING LEVER TO DRAIN SHAFT MTG, 3/4 IN. LG		EA	2
68	30	PBOZZ	3510-00-460-6066	6-1-1948-35-24A	72869	LEVER, OPERATING: DRAIN VALVE		EA	1
68	31	PBOZZ	3510-00-460-6067	6-1-1947-35-12A	72869	SHAFT, DRAIN VALVE		EA	1
68	32	PAOZZ	5305-00-054-9260	M551955-4	96906	SETSCREW, SQUARE HEAD: CYLINDER MTG		EA	1
68	33	XBOZZ		6-1-1949-34A	72869	NUT, HEXAGON, JAM: CYLINDER MTG, 1/4-20 THD SIZE		EA	1
68	34	PAOZZ	5315-00-933-7243	6-1-1948-35-17A	72869	PIN, STRAIGHT, HEADLESS: CYLINDER MTG		EA	1
68	35	PAOZZ	5305-00-655-9711	MS35307-357	96906	SCREW, CAP, HEXAGON HEAD: CYLINDER BRACKET MTG		EA	2
68	36	PAOZZ	5310-00-209-4391	QQS763	81348	WASHER, LOCK: CYLINDER BRACKET MTG		EA	2
68	37	XBOZZ		6-1-1948-35--18A	72869	BRACKET, AIR CYLINDER		EA	1
68	38	PBOZF	3510-00-253-0566	6-1-1949-35-21A	72869	AIR CYLINDER ASSEMBLY: DRAIN VALVE		EA	1



TS 3510-208-20P/00

(1) ILLUSTRATION		(2)	(3)	(4)	(5)	(6) DESCRIPTION UOC	(7)	(8)
(a) FIG NO.	(b) ITEM NO.	SMR CODE	NATIONAL STOCK NUMBER	PART NUMBER	FSCM		U/M	QTY INC IN UNIT
69	1	XBOZZ		1230	14981	OIL CUP: DRAIN VALVE CYLINDER	EA	1
69	2	PAOZZ	5305-00 817-6139	MSS1021-56	96906	SCREW, SET: YOKE MTG	EA	1
69	3	XBOZZ		6-1-1949-35-22A	72869	YOKE: DRAIN VALVE CYLINDER	EA	1
69	4	XBOZZ		6-1-1949-35 -23A	72869	WASHER, STOP: DRAIN VALVE CYLINDER, 7/8 IN. LG	EA	1
69	10	PAOZZ	5310-00-260-7924	MILB857TYPE2 STYLEA	81349	NUT, HEXAGON HEAD, JAM: CYLINDER ROD, 3/8-16 THD SIZE	EA	1

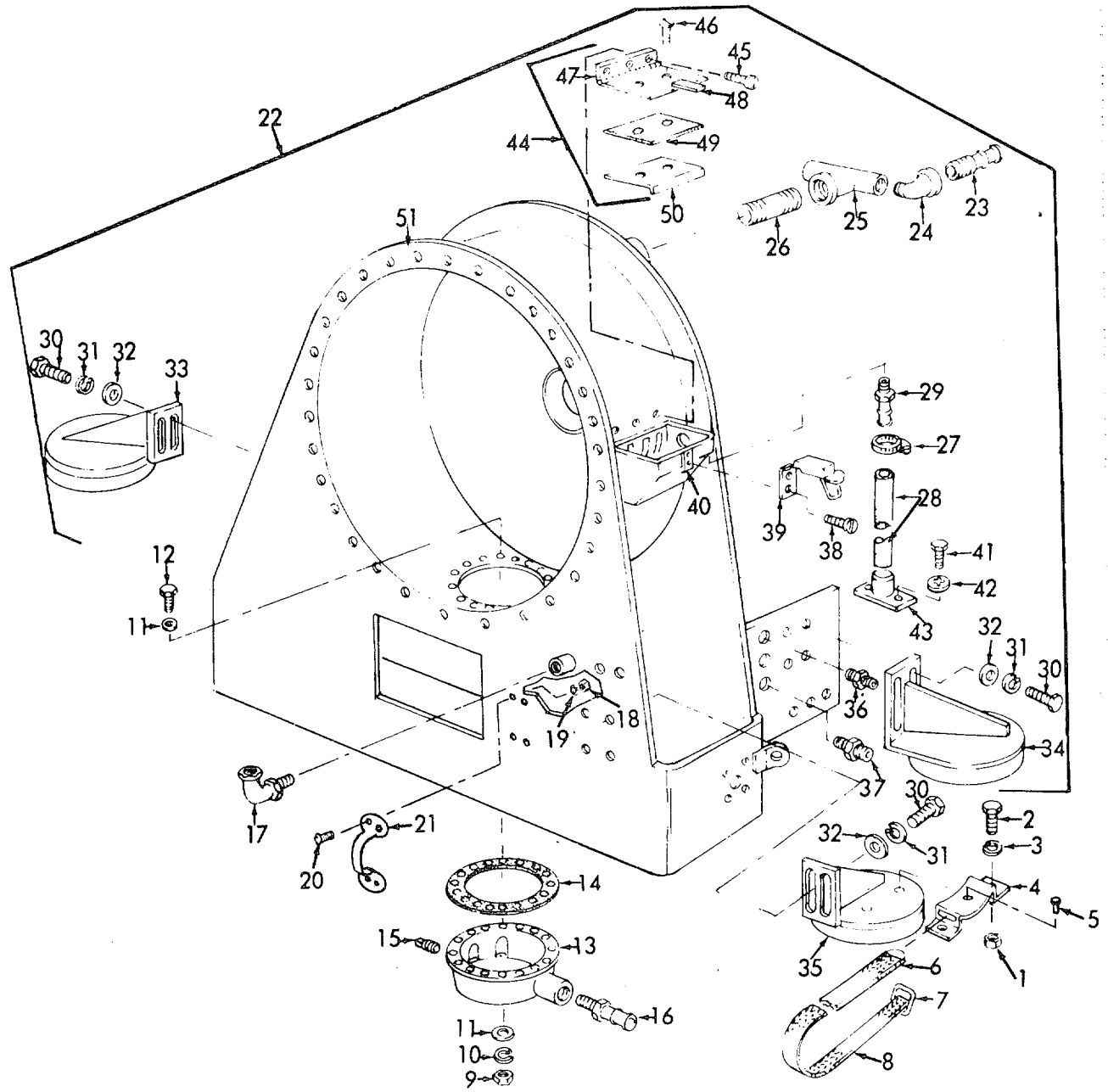
Figure 69. Drain Valve Air Cylinder.



TS 3510-208-20P/70

Figure 70. Drain Valve Body and Lever Guide.

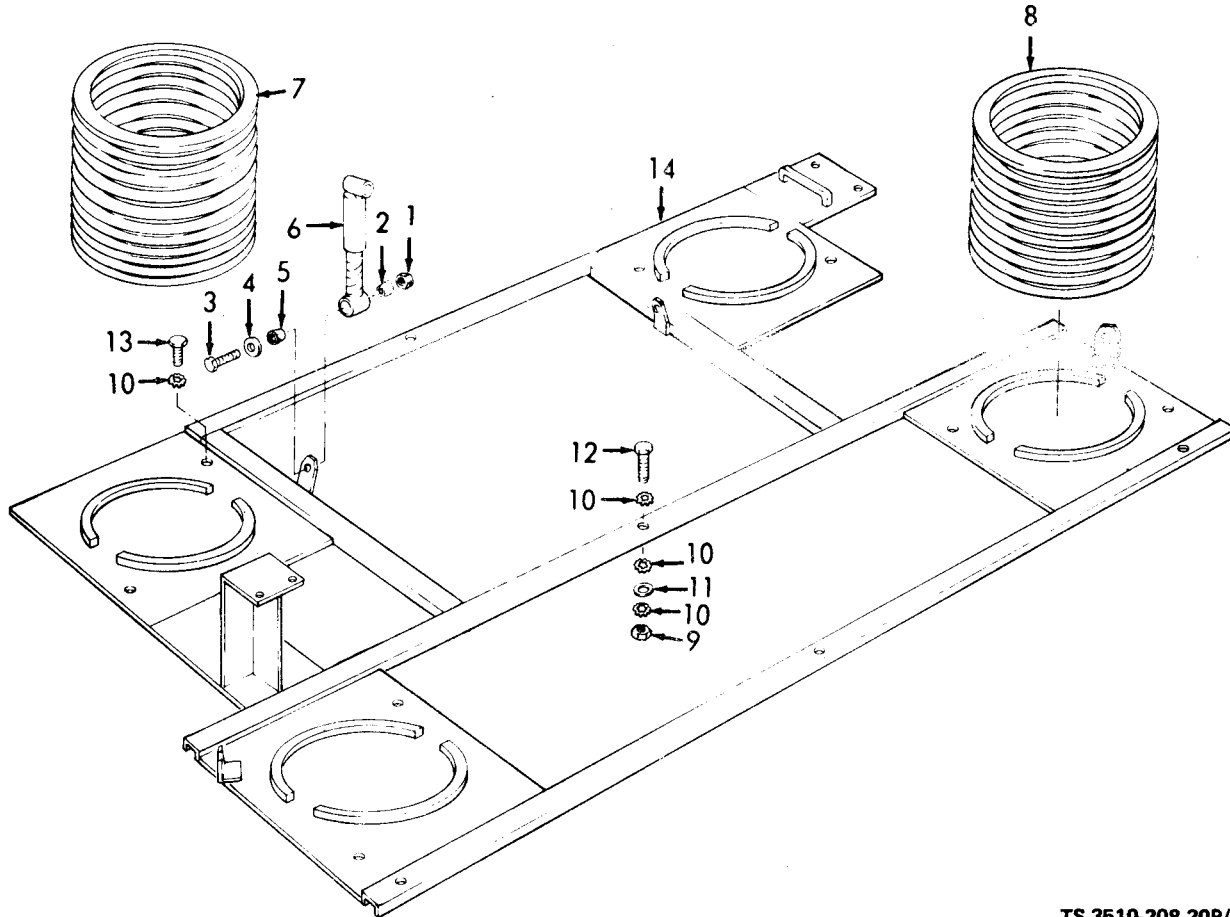
(1) ILLUSTRATION		(2)	(3)	(4)	(5)	(6) DESCRIPTION	(7)	(8)
(a) FIG NO.	(b) ITEM NO.	SMR CODE	NATIONAL STOCK NUMBER	PART NUMBER	FSCM	UOC	U/M	QTY INC IN UNIT
70	1	PAOZZ	5305-00-590-7883	MBOES424504	81349	SCREW ASSEMBLED WASHER: GREASE LINE CLAMP MTG	EA	2
70	2	XBOZZ		6-1-1929-74A	72869	CLAMP, STEEL: GREASE LINE MTG	EA	2
70	3	PAOZZ	4730-00-044-1487	1110X3	79470	NUT, TUBE COUPLING	EA	4
70	4	PAOZZ	4710-00-277-5524	WWT775	81349	TUBING, COPPER: 3/16 IN. TUBE, 42 IN. REQUIRED FOR EACH TUBE	FT	V
70	5	PAOZZ	4730-00-973-1630	49X3	79470	ELBOW, PIPE TO TUBE: GREASE LINE TO VALVE BODY	EA	1
70	6	PAOZZ	4730-00-266-0531	48X3	79470	ADAPTER, STRAIGHT, PIPE TO TUBE: GREASE LINE TO FITTING	EA	3
70	7	XBOZZ		6-1-1970-47A	72869	GUIDE, LEVER ASSEMBLY	EA	1
70	8	PAOZZ	5305-00-225-3840	MS90725-7	96906	SCREW, CAP, HEXAGON HEAD: BODY MTG	EA	2
70	9	PAOZZ	5310-00-042-6758	6-1-1970-47-6A	72869	WASHER, LOCK: BODY MTG	EA	2
70	10	PAOZZ	2930-00-900-1580	MS15003-I	96906	FITTING, LUBRICATION: GREASE LINE	EA	3
70	11	PAOZZ	5305-00-285-4520	6-1-1970-47-5A	72869	SCREW, ROUND HEAD: CONTROL ROD INSTRUCTION PLATE MTG	EA	2
70	12	XBOZZ		6-1-1970-47-3A	72869	PLATE, INSTRUCTION: CONTROL ROD	EA	1
70	15	XBOZZ		6-1-1970-47-1A	72869	BODY: CONTROL ROD	EA	1
70	14	PAOZZ	4730-00-908-6294	MS35842-16	96906	CLAMP, HOSE: TUBE MTG	EA	1
70	15	PAOZZ	4720-00-136-1972	6-1-1947-35-74A	72869	TUBE, AUTO: VALVE	EA	1
70	16	PAOZZ	5305-00-269-2801	MS90726-58	96906	SCREW, CAP, HEXAGON HEAD: VALVE MTG	EA	6
70	17	PAOZZ	5310-00-261-7340	6-1-1950-35-65A	72869	WASHER, LOCK: VALVE MTG	EA	6
70	18	PAOZZ	5330-00-933-5947	6-1-1950-35-52A	72869	GASKET, FLANGE: VALVE TO FLANGE	EA	1



TS 3510-208-20P/71

Figure 71. Washer Extractor Frame and Related Parts.

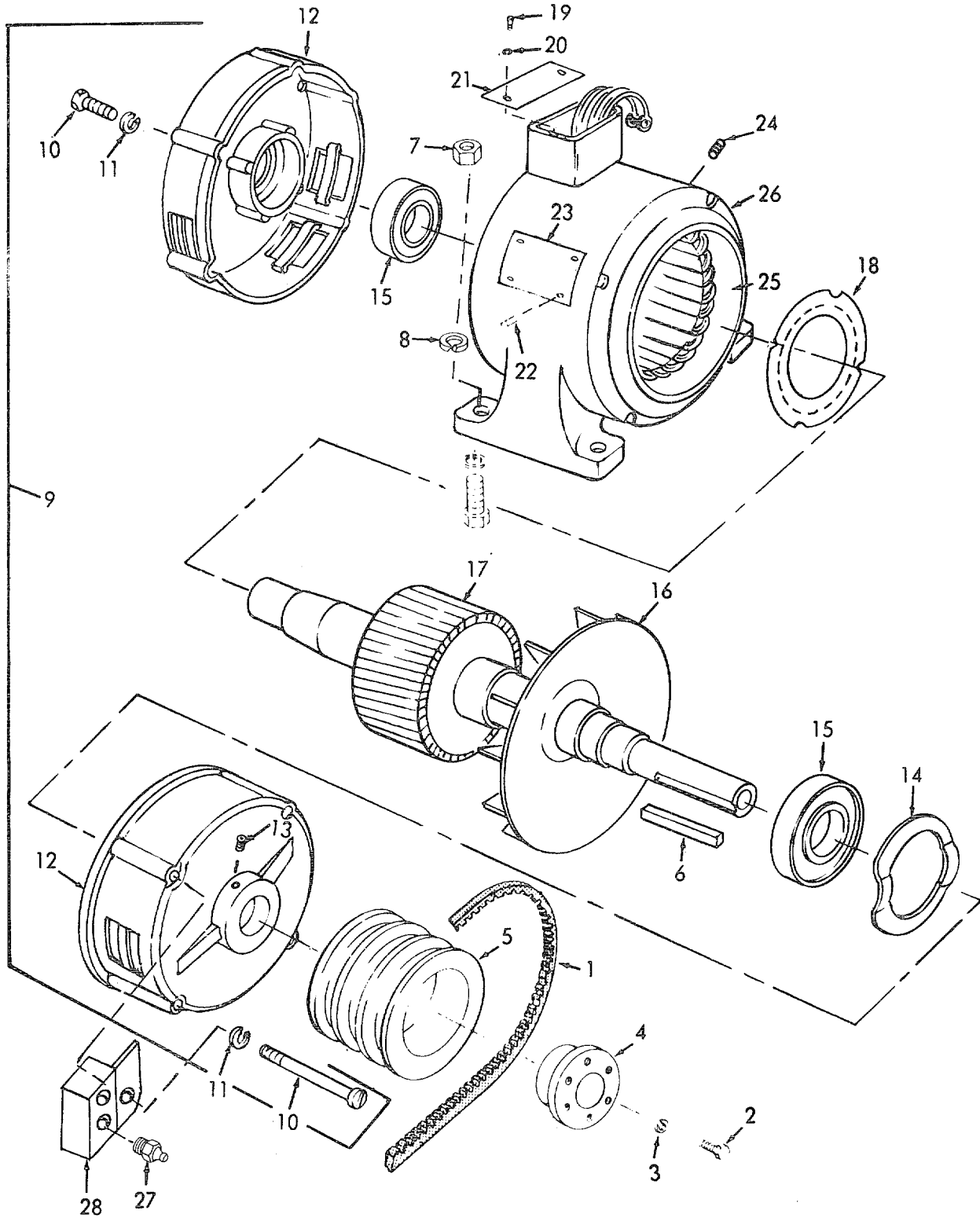
(1) ILLUSTRATION		(2)	(3)	(4)	(5)	(6) DESCRIPTION	(7)	(8)
(a) FIG NO.	(b) ITEM NO.	SMR CODE	NATIONAL STOCK NUMBER	PART NUMBER	FSCM	UOC	U/M	QTY INC IN UNIT
						GROUP 43 - WASHER EXTRACTOR FRAME AND RELATED PARTS		
71	1	PAOZZ	5310-00-543-5626	6-1-1978-124-6A	72869	NUT, PLAIN, HEXAGON: RETAINER DUCT MTG SCREW, 1/4-20 THD SIZE	EA	2
71	2	PAOZZ	5305-00-068-6502	MS35291-6	96906	SCREW, CAP, HEXAGON HEAD: RETAINER DUCT MTG	EA	4
71	3	PAOZZ	5310-00-582-5965	MS35338-44	72869	WASHER, LOCK: RETAINER DUCT MTG, 1/4 IN.	EA	4
71	4	XBOZZ	5310-00-042-6758	6-1-1978-28-IA	72869	RETAINER, DUCT	EA	2
71	5	PAOZZ	5330-00-234-6572	MS20470AS-3	96906	RIVET, UNIVERSAL HEAD: 5/32 IN. DIA, 5/16 IN. LG, CRES	EA	4
71	6	PAOZZ	5340-00-297-6833	6-1-1978-124-2A	72869	CLIP, END BALL: RETAINER DUCT STRAP, 1 IN.	EA	2
71	7	PAOZZ	9340-00-297-6645	6--1978-124-3A	72869	BUCKLE, TONGUELESS:RETAINER DUCT	EA	2
71	8	PAOZZ		MILW530TYPE111 CLASS4	81439	WEBBING, COTTON: 1 IN. 72 IN. REQUIRED	FT	V
71	9	PAOZZ	5310-00-903-5966	M56-51971-1	96906	NUT, PLAIN, HEXAGON: DRAIN VALVE DUCT TG	EA	19
71	10	PAOZZ	5310-00-042-6758	MS35338-82	96906	WASHER, LOCK: DRAIN VALVE MTG	EA	24
71	11	PAOZZ	5310-00-880-5977	MS15795-811	96906	WASHER, FLAT: DRAIN VALVE MTG, 1/4 IN.	EA	24
71	12	PAOZZ	5305-00-827-2478	9157788- 94	00000	SCREW, PAN HEAD:DRAIN VALVE MTG, 1/4-20 UNC-2A, 1 IN. LG.	EA	19
71	13	XBOZZ		6-1-1950-35-44A	72869	FLANGE, DRA IN VALVE	EA	1
71	14	PAOZZ		6-1-1950-35-46A	72869	GASKET: DRAIN VALVE FLANGE TO WASHER EXTRACTOR	EA	1
71	15	PAOZZ	4730-00-781-7040	WWP471ATYPE2 STYLEC	81349	PLUG, SQUARE HEAD: DRAIN VALVE, 1/2 NPT	EA	1
71	16	XBOZZ		6-1-1947-35-71A	72869	NIPPLE, HOSE. DRAIN VALVE, 3/4 NPT, 3/4 IN. ID, BRASS	EA	1
71	17	PAOZZ	5975-00-244-7807	MSS5975-10	08288	ELBOW, CONNECTOR, ELECTRICAL: WASHER EXTRACTOR FRAME TO SWITCH	EA	1
71	18	XBOZZ		6-1-1930-31-5-A	72869	NUT, HEXAGON, NO. 10-24 UNC-28: PULL HANDLE MOUNTING B	EA	4
71	19	XBOZZ		6-1-1930-31-54A	72869	WASHER, LOCK, SPLIT, MED, NO. 10: B PULL HANDLE MOUNTING	EA	4
71	20	XBOZZ		6-1-1930-51-53A	72869	SCREW, MACHINE, OVAL HEAD, NO. 10-24 B UNC-2AX 1-1/4 LG: PULL HANDLE MOUNTING	EA	4
71	21	XBOZZ		6-1-1930-51-52A	72869	HANDLE, PULL B	EA	1
71	23	XBOZZ		103247	79466	NIPPLE, HOSE: WASHER EXTRACTOR TO WATER HEATER HOSE	EA	2
71	24	PAOZZ	4730-00-231-3909	AN915-8STD	88044	ELBOW, STREET: WATER HEATER HOSE TO WASHER EXTRACTOR, 1 IN. BRASS	EA	2
71	25	XBOZZ		6-1-1900-87A	72869	TEE: WASHER EXTRACTOR TO WATER HEATER HOSE, 1 X 1 X 2	EA	1
71	26	PAOZZ	4730-00-196-1472	WWN355TYPE1	81349	NIPPLE, CLOSE: WATER EXTRACTOR TO WATER HEATER HOSE	EA	1
71	27	PAOZZ	4730-00-908-3194	MS35842-11	96906	CLAMP, HOSE: SOAP CHUTE OVERFLOW	EA	2
71	28	MOOOO		6-1-1931-31-31A	72869	HOSE, RUBBER: SOAP CHUTE OVERFLOW MANUFACTURE FROM:	EA	1
71		PAOZZ		MILLZZH601GGRADE	181349	HOSE, RUBBER: 1 1/4 IN. ID, 39 IN. REQUIRED	FT	V
71	29	XBOZZ		6-1-1931-31-29A	72869	NIPPLE, HOSE, MALE: SOAP CHUTE COVER, 1 IN. NPT X 1 IN. ID. HOSE	EA	1
71	44	XBOFF		6-1-1930-31-38A	72869	SOAP CHUTE COVER ASSEMBLY	EA	1
71	45	PAOZZ	5305-00-933-9880	6-1-1930-31-45A	72869	SCREW, TAPPING, THREAD: HINGE MTG, 1/4 IN. LG	EA	3



TS 3510-208-20P/72

(1) ILLUSTRATION		(2)	(3)	(4)	(5)	(6) DESCRIPTION	(7)	(8)
(a) FIG NO.	(b) ITEM NO.	SMR CODE	NATIONAL STOCK NUMBER	PART NUMBER	FSCM	UOC	U/M	QTY INC IN UNIT
72	1	PAOZZ	5305-00-584-7990	6-1-1929-71A	72869	NUT, SELF-LOCKING, HEXAGON. SHOCK ABSORBER MTG	EA	8
72	2	PAOZZ	5325-00-930-2354	535228	72560	GROMMET: SHOCK ABSORBER MTG	EA	8
72	3	XBOZZ		6-1-1929-54A	72869	BOLT: SHOCK ABSORBER MTG, 5/8-11 1/2 THD SIZE, 2-1/4 IN. LG	EA	8
72	4	PAOZZ	5310-00-285-5620	6-1-1929-70A	72869	WASHERFLAT: SHOCK ABSORBER MTG	EA	8
72	5	PAOZZ	5325-00-930-2354	535228	72560	GROMMET: SHOCK ABSORBER	EA	8
72	6	PAOZZ	3510-00-949-6254	5552315	72560	SHOCK ABSORBER ASSEMBLY	EA	4

Figure 72. Washer Base.

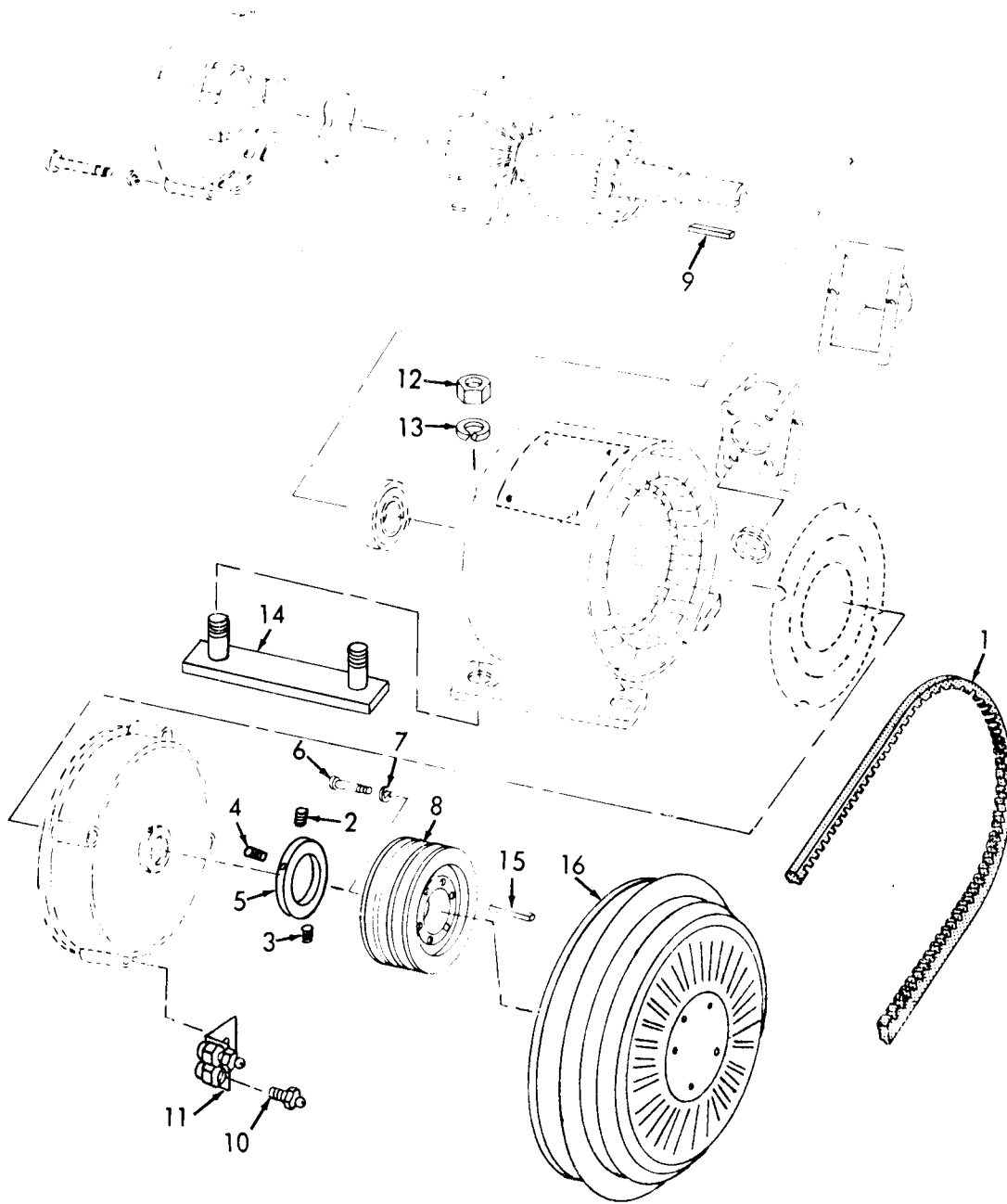


TS 3510-208-20P/73

Figure 73. Washer Motor.

(1) ILLUSTRATION		(2)	(3)	(4)	(5)	(6) DESCRIPTION	(7)	(8)
(a) FIG NO.	(b) ITEM NO.	SMR CODE	NATIONAL STOCK NUMBER	PART NUMBER	FSCM	UOC	U/M	QTY INC IN UNIT
						GROUP 44 - WASHER MOTORS, EXTRACTOR MOTORS, WASHER DRIVE AND RELATED PARTS		
73	1	PAOZZ	3630-00-833-3457	AX48-3	81300	BELT, V: WASHER MOTOR TO JACKSHAFT (3 EA TO SET)	ST	1
73	2	PAOZZ	5305-00-225-3839	M2000R	90192	SCREW, CAP, HEXAGON HEAD: HUB TO PULLEY MTG	EA	3
73	3	PAOZZ	5310-00-582-5965	M2047G	90192	WASHER, LOCK. HUB TO PULLEY MTG	EA	3
73	4	PBOZZ	3040-00-437-0628	SH1-1-8	93232	HUB, PULLEY	EA	1
73	5	PBOZZ		3AW30	01551	PULLEY, SHEAVE: WASHER DRIVE (USED ON DRIVE ASSEMBLY, PART NO. 6-1-2981-33 (01551) ONLY)	B EA	1
73	5	PBOZZ	3020-00-457-1559	3A34QD	93232	PULLEY, SHEAVE: WASHER DRIVE (USED ON DRIVE ASSEMBLY. PART NO. 6-1-1936-33A (72869) ONLY)	A EA	1
73	6	PAOZZ	5315-00-810-4761	MS20066-258	96906	KEY, MACHINE: PULLEY HUB MTG, 1/4 IN., 2 IN. LG	EA	1
73	7	XBOZZ		6-1-2981-33-102A	72869	NUT, SELF-LOCKING: WASHER MOTOR MTG, 3/8-24 UNF X 38	EA	4
73	8	XBOZZ		6-1-2981-33-103A	72869	WASHER, FLAT: WASHER MOTOR MTG, 3/8 IN. SCREW SIZE	EA	4
73	9	PAOFF	6105-00-930-8921	P11800	46175	MOTOR, ELECTRICAL: WASHER	EA	1
73	27	PAOZZ		6-1-2981-33-112A	72869	FITTING, LUBRICATION	B EA	2
73	28	XBOZZ		6-1-2981-33-132A	72869	BLOCK GREASE	B EA.	1

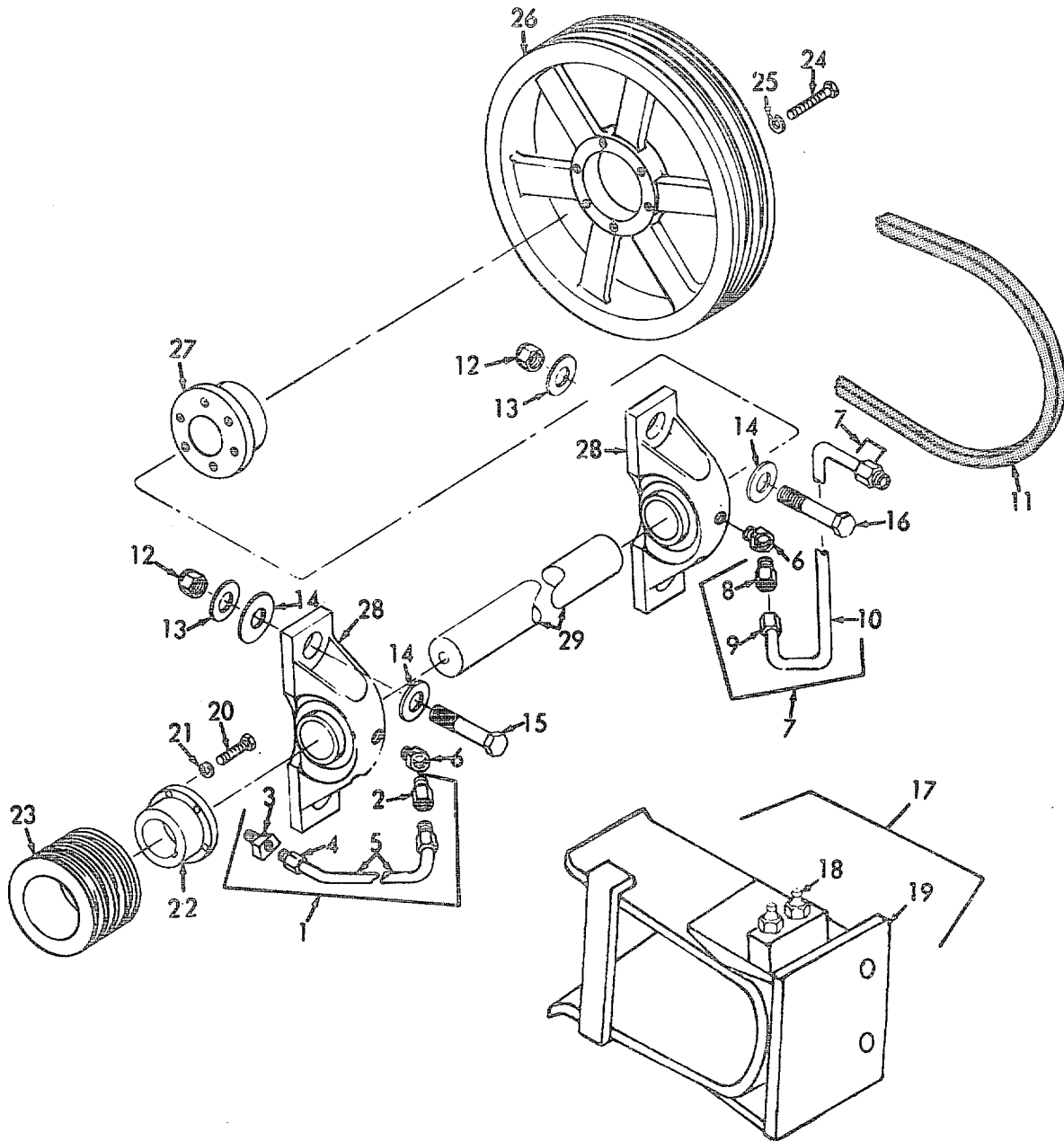
(1) ILLUSTRATION		(2)	(3)	(4)	(5)	(6) DESCRIPTION	(7)	(8)
(a) FIG NO.	(b) ITEM NO.	SMR CODE	NATIONAL STOCK NUMBER	PART NUMBER	FSCM	UOC	U/M	QTY INC IN UNIT
74	1	PAOZZ	5305-00-269-3211	MS90725-60	96906	SCREW, CAP, HEXAGON HEAD: BELT GUARD MTG, EXTRACTOR	A EA	2
74	2	XBOZZ		6-1-1936-33-56A	72869	PLATE, LOCK: BELT GUARD MTG, EXTRACTOR	A EA	1
74	3	PBOZZ	3510-00-460-6071	6-1-1936-33-37A	72869	GUARD, BELT, EXTRACTOR	A EA	1
74	4	PADZZ	3030-00-451-2777	A53-4	81300	BELT, V, MATCHED SET: JACKSHAFT TO EXTRACTOR MOTOR (4 EA BELTS REQUIRED)	A ST	1
74	5	PAOZZ	5306-00-225-8504	MS90725-40	96906	BOLT, MACHINE. GROOVE PULLEY MTG, EXTRACTOR DRIVE END	A EA	6
74	6	PAOZZ	5310-00-407-9566	1535338-45	96906	WASHER, LOCK. GROOVE PULLEY MTG, EXTRACTOR DRIVE END	A EA	6
74	7	PBOZZ	3020-00-933-7929	4A12-OQD	93232	PULLEY, GROOVE: EXTRACTOR DRIVE END	A EA	1
74	8	PBOZZ	3040-00-437-0632	SK1-1-8	93232	HUB, PULLEY: EXTRACTOR MOTOR	A EA	2
74	9	PBOZZ	3020-00-933-7930	3870QD	93232	SHEAVE PULLEY: EXTRACTOR DRIVE END	A EA	1
74	10	PAOZZ	5315-00-956-5683	MS20066-229	96906	KEY. EXTRACTOR MOTOR SH1AFT, 1/4 IN. X 1/4 IN. X 1 IN. LG	A EA	2
74	11	PAOZZ	5310-00-050-3383	5293200	19207	NUT, SELF-LOCKING. EXTRACTOR MOTOR MTG	A EA	4
74	12	PAOZZ	5310-00-595-6057	MS15795-315	96906	WASHER, PLAIN: EXTRACTOR MOTOR MTG SCREW, 3/8 IN.	A EA	8
74	13	PAOZZ	5305-00-269-2805	MS90726-65	96906	SCREW, CAP, HEXAGON HEAD: EXTRACTOR MTG	A EA	4
74	14	PAOFF	6105-00-030-8920	P11801	46175	MOTOR, ELECTRICAL	EA	1



TS 3510-208-20P/75

Figure 75. EDRO Extractor Motor and Motor Mountings.

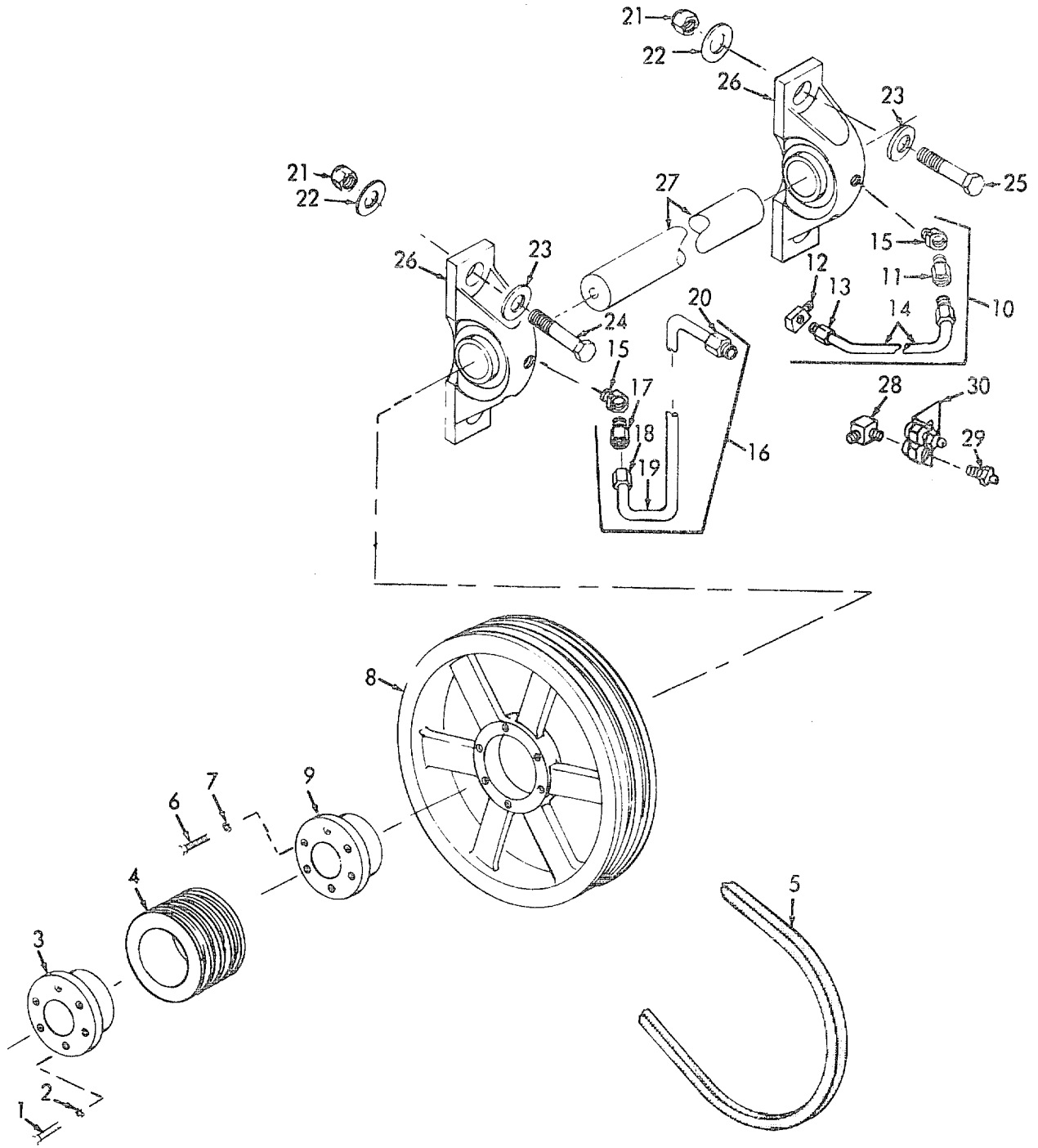
(1) ILLUSTRATION		(2)	(3)	(4)	(5)	(6) DESCRIPTION	(7)	(8)
(a) FIG NO.	(b) ITEM NO.	SMR CODE	NATIONAL STOCK NUMBER	PART NUMBER	FSCM	UOC	U/M	QTY INC IN UNIT
75	1	PAOZZ	3030-00-169-5692	A35-4	81300	BELT, V MATCHED SET JACKSHAFT TO EXTRACTOR MOTOR (4 EA BELTS REQUIRED)	B ST	1
75	2	PAOZZ	5315-00-171-2614	M201397	90192	PIN, DOWEL	B EA	1
75	3	PAOZZ	5305-00-025-3981	M201311A	90192	SETSCREW 5/16-18 X 3/4	B EA	2
75	4	PAOZZ	5305-00-001-5029	H201311	90192	SETSCREW 5/16-18 X 3/8	B EA	2
75	5	XBOZZ		211186	90192	RING, CLAMP	B EA	1
75	6	PAOZZ	5306-00-225-8504	MS90725-40	96906	BOLT, MACHINE SHEAVE MTG, EXTRACTOR MOTOR	B EA	6
75	7	PAOZZ	5310-00-407-9566	MS35338-44	96906	WASHER, LOCK: SHEAVE MTG SCREW, EXTRACTOR MOTOR	B EA	6
75	8	XBOZZ		3AQ6	93232	SHEAVE PULLEY. EXTRACTOR DRIVE END	B EA	1
75	9	PAOZZ	5315-00-956-5683	MS20066-229	96906	KEY, EXTRACTOR MOTOR SHAFT 1/4 IN X 1/4 IN. X 1 IN LG	B EA	1
75	10	PAOZZ		6-1-2981-33-112A	72869	FITTING, LUBRICATON	B EA	2
75	11	XBOZZ		6-1-2981-33-132A	72869	BLOCK, GREASE	B EA	1
75	12	PAOZZ	5310-00-050-3383	5293200	19207	NUT, SELF-LOCKING EXTRACTOR MOTOR MTG	B EA	4
75	13	PAOZZ	5310-00-595-6057	MS15795-315	96906	WASHER, PLAIN EXTRACTOR MOTOR MTG SCREW, 3/8 IN	B EA	2
75	14	XBOZZ		6-1-2985-33-93	01551	CLAMP ASSEMBLY, MOTOR HOLDDOWN	B EA	2
75	15	PAOZZ	5315-00-956-5683	MS20066-229	96906	KEY, EXTRACTOR MOTOR SHAFT 1/4 IN X 1/4 IN X 1 IN LG	B EA	1
75	16	XBOFZ		X217402A	90192	HYDRO SHEAVE DRIVE MODEL 8 4 HSD W/3AW6 0 SHEAVE	B EA	1



TS 3510-208-20P/77

Figure 77. Jackshaft, Washer Drive (EIDAL, Model ELT9T).

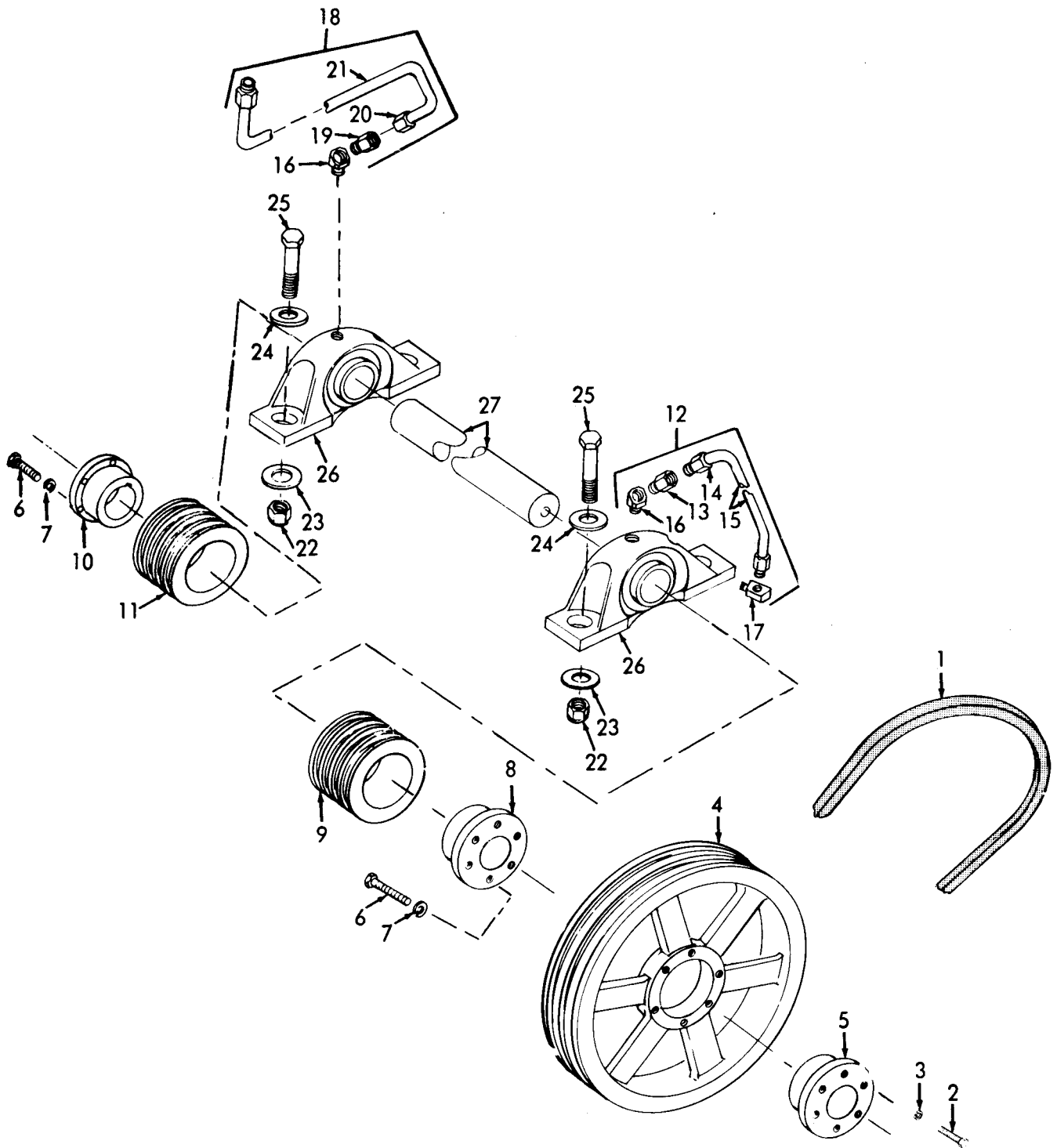
(1) ILLUSTRATION		(2)	(3)	(4)	(5)	(6) DESCRIPTION	(7)	(8)
(a) FIG NO.	(b) ITEM NO.	SMR CODE	NATIONAL STOCK NUMBER	PART NUMBER	FSCM	UOC	U/M	QTY INC IN UNIT
77	1	MOOOO		6-1-2981-33-52A	81337	LINE, GREASE PILLOW BLOCK MANUFACTURE FROM	A EA	1
77	2	PAOZZ	4730-00-278-8253	200X3	79470	ADAPTER, STRAIGHT, PIPE TO TUBE	A EA	1
77	3	PAOZZ	4730-00-277-8269	400X3	79470	ELBOW, PIPE TO TUBE, MALE: GREASE LINE	A EA	1
77	4	PAOZZ	4730-00-278-5464	6-1-1936-33-105A	60883	NUT, TUBE, 3/16 IN.	A EA	2
77	5	PAOZZ	4710-00-277-5524	WWT775	81349	TUBE, COPPER, 7-7/8 IN. REQUIRED	A FT	V
77	6	XBOZZ		310912	95879	BUSHING: GREASE LINE	A EA	2
77	7	MOOOO		6-1-2981-33-53A	81337	LINE, GREASE: PILLOW BLOCK MANUFACTURE FROM	A EA	1
77	8	PAOZZ	4730-00-278-8253	200X3	79470	ADAPTER, STRAIGHT, PIPE TO TUBE	A EA	2
77	9	PAOZZ	4730-00-278-5464	6-1-1936-33-105A	81337	NUT, TUBE	A EA	2
77	10	PAOZZ	4710-00-277-5524	WWT775	81349	TUBE, COPPER, 17-1/4 IN. REQUIRED	A FT	V
77	11	PAOZZ	3030-00-802-6872	A53-3	81300	BELT, V, MATCHED SET' WASHER DRIVE (3 EA BELTS REQUIRED)	A ST	1
77	12	PAOZZ	5310-00-050-3389	6-1-1936-100A	81337	NUT, SELF-LOCKING, HEXAGON' JACKSHAFT MTG	A EA	4
77	13	PAOZZ	5310-00-595-6521	6-1-1936-33-114A	81337	WASHER, LOCK: JACKSHAFT MTG SCREW	A EA	4
77	14	PAOZZ	5310-00-739-2994	6-1-1936-33-104A	81337	WASHER, FLAT. JACKSHAFT MTG SCREW	A EA	8
77	15	PAOZZ	5305-00-716-8182	6-1-1936-33-92A	81337	SCREW, CAP, HEXAGON HEAD JACKSHAFT MTG	A EA	2
77	16	PAOZZ	5305-00-725-4187	MS35292-114	96906	SCREW, CAP, HEXAGON HEAD. JACKSHAFT MTG	A EA	2
77	17	XBOZZ		6-1-1936-33-30A	81337	BELT GUARD ASSEMBLY: JACKSHAFT	A EA	1
77	18	PAOZZ		6-1-1936-33-89A	81337	FITTING, LUBRICATION: 45 DEG, 1/8 NPT (ALEMITE NO 1688-B)	A EA	2
77	19	XBOZZ		6-1 1936-33-88A	81337	BLOCK, GREASE BELT GUARD ASSEMBLY	A EA	1
77	20	PAOZZ	5305-00-225-3839	MS35291-8	96906	SCREW, CAP, HEXAGON HEAD PULLEY MTG	A EA	3
77	21	PAOZZ	5310-00-582-5965	MS35338-44	96906	WASHER, LOCK PULLEY MTG	A EA	3
77	22	PBOZZ	3040-00-32-0628	SH11-1-8	93232	HUB	A EA	1
77	23	PBOZZ	3020-00-457-1561	4A34PD	93232	PULLEY, SHEAVE	A EA	1
77	24	PAOZZ	5306-00-225-8504	MS90725-40	96906	BOLT, MACHINE: PULLEY MTG	A EA	3
77	25	PAOZZ	5310-00-407-9566	MS35338-45	96906	WASHER, LOCK. PULLEY MTG, 5/16 IN SCREW	A EA	3
77	26	PBOZZ	3020-00-457 1560	3A12PD	93232	PULLEY, SHEAVE	A EA	1
77	27	PBOZZ	3040-00-437-0628	SK1-1-8	93232	HUB	A EA	1
77	28	PAOZZ	3130-00-933-5985	NPD18	02695	BLOCK, PILLOW	A EA	1
77	29	PBOZZ		6-1-1936-33-57A	81337	JACKSHAFT, WASHER DRIVE	A EA	1



TS 3510-208-20P/78

Figure 78. Jackshaft # 2, Washer Drive (EDRO, Model EP120-LTU).

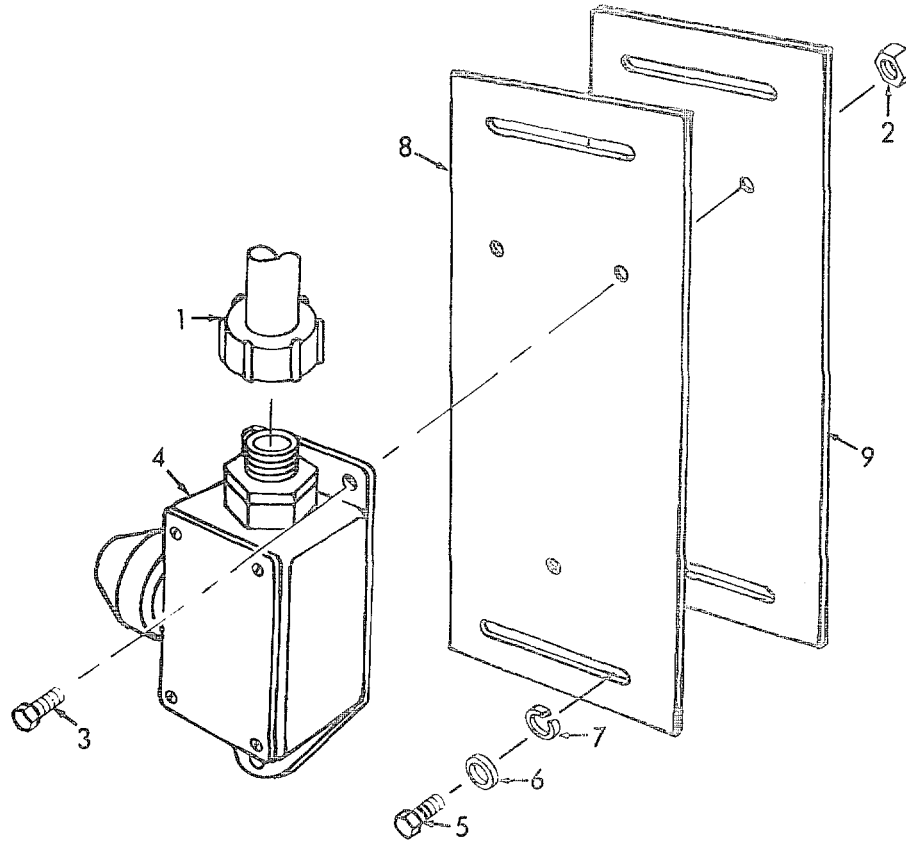
(1) ILLUSTRATION		(2)	(3)	(4)	(5)	(6) DESCRIPTION	(7)	(8)
(a) FIG NO.	(b) ITEM NO.	SMR CODE	NATIONAL STOCK NUMBER	PART NUMBER	FSCM	UOC	U/M	QTY INC IN UNIT
78	1	PAOZZ	5305-00-224-3839	M535291-8	96906	SCREW, CAP, HEXAGON HEAD: PULLEY MTG	B EA	3
78	2	PAOZZ	5310-00-582-5965	MS35338-44	96906	WASHER, LOCK: PULLEY MTG	B EA	3
78	3	PBOZZ		SH1-1-8	01551	HUB	B EA	1
78	4	PBOZZ		4AQ30	93232	PULLEY SHEAVE	B EA	1
78	5	PAOZZ		A35-3	81300	BELT, V MATCHED SET: WASHER DRIVE (3 EA BELTS REQUIRED)	B ST	1
78	6	PAOZZ	5306-00-225-8504	MS90725-40	96906	BOLT, MACHINE: PULLEY MTG	B EA	3
78	7	PAOZZ	5310-00-407-9566	M535338-45	96906	WASHER, LOCK:PULLEY MTG, 5/16 IN. SCREW	B EA	3
78	8	PBOZZ		3AQ90	93232	PULLEY SHEAVE	B EA	1
78	9	PBOZZ	3040-00-437-0632	SK1-1-8	93232	HUB	B EA	1
78	10	MOOOO		6-1-2981-33-107A	72869	LINE, GREASE: PILLOW BLOCK MANUFACTURE FROM:	B EA	1
78	11	XBOZZ		200X3	79470	ADAPTER, STRAIGHT, PIPE TO TUBE: PILLOW BLOCK	B EA	1
78	12	PAOZZ	4730-00-277-8269	400X3	79470	ELBOW, PIPE TO TUBE, MALE: GREASE LINE	B EA	1
78	13	XBOZZ		6-1-2981-33-105A	01551	NUT, TUBE, 3/16 IN.	B EA	2
78	14	PAOZZ	4710-00-277-5524	WWT775	81349	TUBE, COPPER, 7-7/8 IN. REQUIRED	B FT	V
78	15	XBOZZ		310912	95879	BUSHING: GREASE LINE	B EA	2
78	16	MOOOO		6-1-2981-33-53A	72869	LINE, GREASE: PILLOW BLOCK MANUFACTURE FROM:	B EA	1
78	17	PAOZZ	4730-00-278-8253	200X3	79470	ADAPTER, STRAIGHT, PIPE TO TUBE	B EA	1
78	18	PAOZZ	4730-00-278-5464	6-1-2981-33-105A	01551	NUT, TUBE	B EA	2
78	19	PAOZZ	4710-00-277-5524	WWT775	81349	TUBE, COPPER, 17-1/4 IN. REQUIRED	B FT	V
78	20	PAOZZ	4730-00-278-8253	200X3	79470	ADAPTER, STRAIGHT, PIPE TO TUBE: PILLOW BLOCK	B EA	1
78	21	PAOZZ	5310-00-040-3389	6-1-2981-33-100A	72869	NUT, SELF-LOCKING, HEXAGON: JACKSHAFT MTG	B EA	4
78	22	PAOZZ	5310-00-595-6521	6-1-2981-33-114A	72869	WASHER, LOCK: JACKSHAFT MTG SCREW	B EA	4
78	23	PAOZZ	5310-00-739-2994	6-1-2981-33-104A	72869	WASHER, FLAT: JACKSHAFT MTG SCREW	B EA	6
78	24	PAOZZ	5305-00-716-8182	H590726-117	96906	SCREW, CAP, HEXAGON HEAD: JACKSHAFT HTG	B EA	2
78	25	PAOZZ	5305-00-725-4187	H535292-114	96906	SCREW, CAP, HEXAGON HEAD: JACKSHAFT MTG	B EA	2
78	26	PAOZZ	3130-00-033-5985	NPD18	02695	BLOCK, PILLOW	B EA	2
78	27	PBOZZ		6-1-2988-33-57A	01551	JACKSHAFT, WASHER	B EA	1
78	28	XBOZZ		6-1-2981-33-117A	72869	ELBOW, PIPE TO TUBE	B EA	1
78	29	XBOZZ		6-1-2981-33-112A	72869	FITTING, LUBRICATION	B EA	2
78	30	XBOZZ		6-1-2981-33-132A	72869	BLOCK, LUBRICATION	B EA	1



TS 3510-208-20P/79

Figure 79. Jackshaft # 1, Extractor Motor (EDRO, Model EP120-LTU).

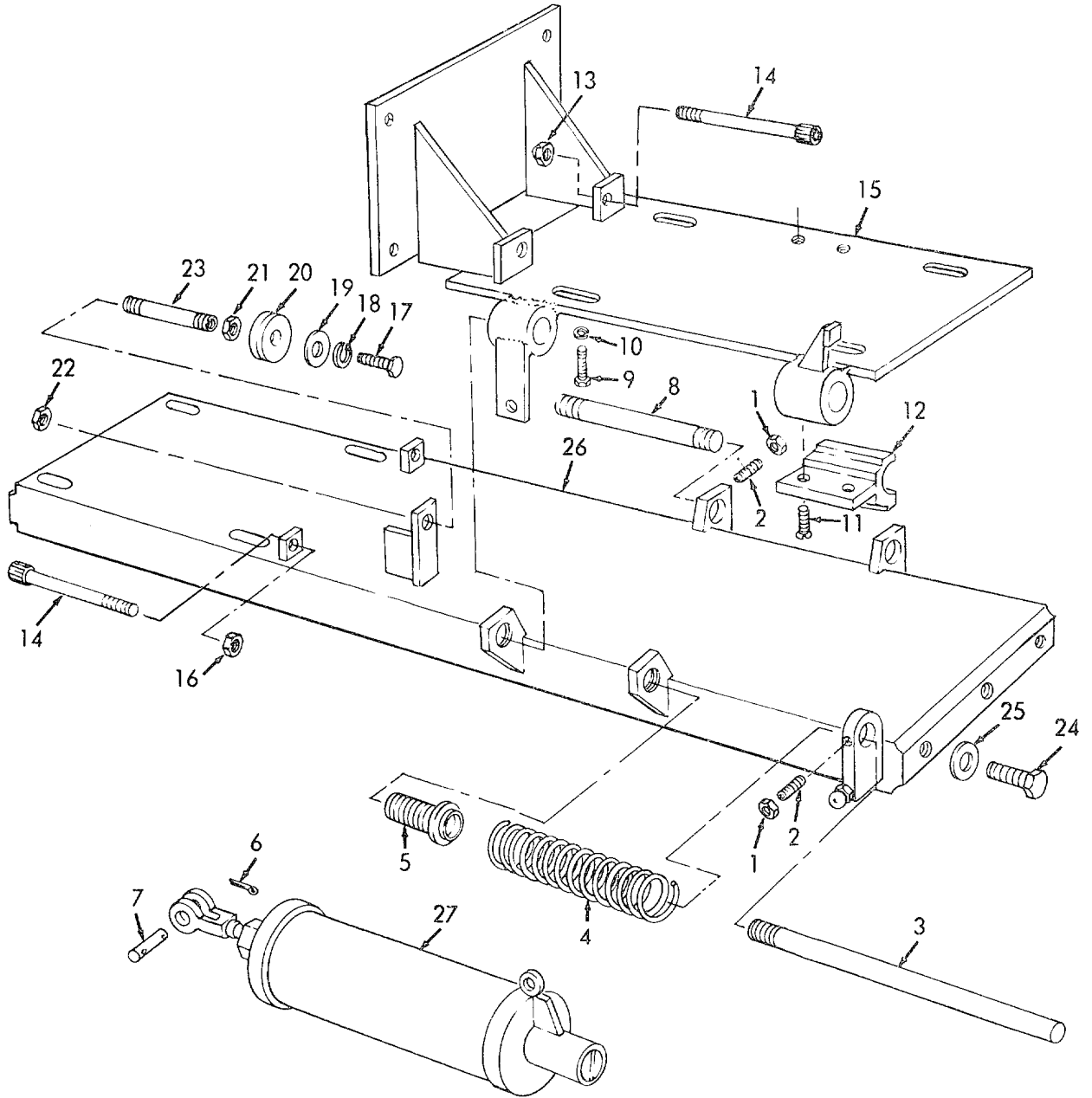
(1) ILLUSTRATION		(2)	(3)	(4)	(5)	(6) DESCRIPTION	(7)	(8)
(a) FIG NO.	(b) ITEM NO.	SMR CODE	NATIONAL STOCK NUMBER	PART NUMBER	FSCM	UOC	U/M	QTY INC IN UNIT
79	1	PAOZZ	3030-00-715-2758	A35-3	81300	BELT, V, MATCHED SET: WASHER DRIVE (3 EA BELTS REQUIRED)	B ST	1
79	2	PAOZZ	5306-00-225-8504	MS90725-40	96906	BOLT, MACHINE: PULLEY MTG	B EA	3
79	3	PAOZZ	5310-00-407-9566	MS35338-45	96906	WASHER, LOCK:PULLEY MTG, 5/16 IN. SCREW	B EA	3
79	4	PBOZZ	3030-00-163-0368	4AQ82	93232	PULLEY, SHEAVE	B EA	1
79	5	PBOZZ	3040-00-437-0632	SKI-1-8	93232	HUB	B EA	1
79	6	PAOZZ	5310-00-225-3839	M535291-3	96906	SCREW, CAP, HEXAGON HEAD: PULLEY MTG	B EA	6
79	7	PAOZZ	5310-00-582-5965	M535338-44	96906	WASHER, LOCK: PULLEY MTG	B EA	6
79	8	PBOZZ		SD1-1-8	93232	HUB	B EA	1
79	9	PBOZZ		3AQ44	93232	PULLEY, SHEAVE	B EA	1
79	10	PBOZZ		SDI-1-8	93232	HUB	B EA	1
79	11	PBOZZ	3020-00-163-0441	3AQ44	93232	PULLEY, SHEAVE	B EA	1
79	12	MOOOO		6-1-2981-33-52A	01551	LINE, GREASE	B EA	1
79	13	PAOZZ	4730-00-278-8253	200X3	79470	MANUFACTURE FROM: ADAPTER, STRAIGHT, PIPE TO TUBE	B EA	1
79	14	PAOZZ	4730-00-278-5964	6-1-2981-33-105A	01551	NUT, TUBE, 3/16 IN.	B EA	2
79	15	PAOZZ	47:3-00-277-5524	WWT775	81349	TUNE, COPPER, 7-7/8 IN. REQUIRED	B FT	V
79	16	XBOZZ		310912	95879	BUSHING, GREASE LINE	B EA	2
79	17	XBOZZ		400X3	79470	ELBOW, PIPE TO TUBE, MALE: GREASE LINE	B EA	1
79	18	MOOOO		6-1-2981-33-106A	01551	LINE, GREASE	B EA	1
79	19	PAOZZ	4730-00-278-8253	200X3	79470	MANUFACTURE FROM: ADAPTER, STRAIGHT, PIPE TO TUBE	B EA	2
79	20	PAOZZ	4730-00-278-5464	6-1-2981-33-105A	01551	NUT, TUBE	B EA	2
79	21	PAOZZ	4710-00-277-5524	WWT775	81349	TUBE, COPPER, 17-1/4 IN. REQUIRED	B FT	V
79	22	PAOZZ	5310-00-050-3389	6-1-2981-33-106A	01551	NUT, SELF-LOCKING, HEXAGON: JACKSHAFT MTG	B EA	4
79	23	PAOZZ	5310-00-595-6521	6-1-2981-33-114A	01551	WASHER, LOCK: JACKSHAFT MTG SCREW	B EA	4
79	24	PAOZZ	5310-00-739-2994	6-1-2981-33-104A	01151	WASHER, FLAT: JACKSHAFT MTG SCREW	B EA	4
79	25	PAOZZ	5305-00-725-4187	MS35292-114	96906	SCREW, CAP, HEXAGON HEAD: JACKSHAFT MTG	B EA	4
79	26	PAOZZ	3130-00-933-5985	NPD18	96965	BLOCK, PILLOW	B EA	2
79	27	PBOZZ		6-1-2988-33-57A	01551	JACKSHAFT, EXTRACTOR MOTOR	B EA	1



YS 3510-208-20P/80

(1) ILLUSTRATION		(2)	(3)	(4)	(5)	(6) DESCRIPTION	(7)	(8)
(a) FIG NO.	(b) ITEM NO.	SMR CODE	NATIONAL STOCK NUMBER	PART NUMBER	FSCM	UOC	U/M	QTY INC IN UNIT
80	1	PAOZZ	5930-00-960-7650	6-1-2981-33-118A	72869	CONNECTOR, CORD AND CABLE: SENSITIVE SWITCH	EA	1
80	2	PAOZZ		6-1-2981-33-115A	72869	SCREW, MACHINE, FLAT HEAD, SLOTTED: SENSITIVE SWITCH MTG, 1/4-2P X 1 1/2 IN. LG	EA	3
80	3	XBOZZ		6-1-2981-33-108A	72869	NUT, SELF-LOCKING: SENSITIVE SWITCH MTG, 1/4 IN. SCREW SIZE	EA	3
80	4	PAOZZ		BAFI-2RNLH	91929	SWITCH, SENSITIVE	EA	1
80	5	XBOZZ		6-1-2991-33-116A	72869	SCREW, CAP, HEXAGON HEAD: SENSITIVE SWITCH PLATE MTG, 1/4-20 UNC 2A X 3/4 IN. LG	EA	2
80	6	XBOZZ		6-1-2481-33-121A	72869	WASHER, LOCK: SENSITIVE SWITCH PLATE MTG, 1/4 IN. SCREW SIZE	EA	2
80	7	XBOZZ		6-1-2981-33-120A	72869	WASHER, PLAIN, 1/4 EA. SCREW SIZE	EA	2
80	8	XBOZZ		6-1-2981-33-85A	72869	PLATE, MOUNTING. SENSITIVE SWITCH	EA	1
80	9	XSOZZ		6-1-2981-33-132A	72869	SPACER	EA	1

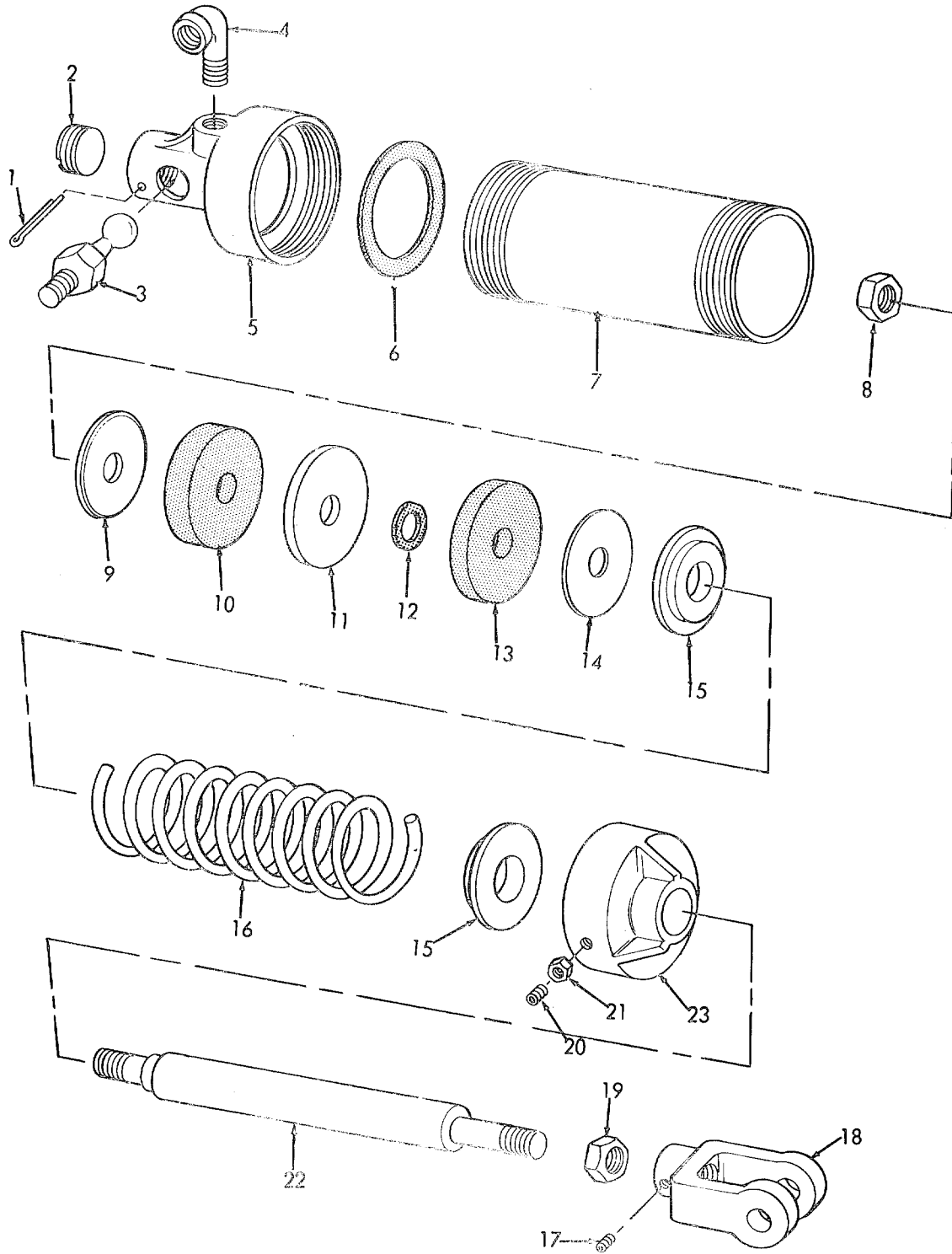
Figure 80. Sensitive Switch.



TS 3510-208-20P/81

Figure 81. Washer and Extractor Motors Base (EIDAL, Model ELT9T).

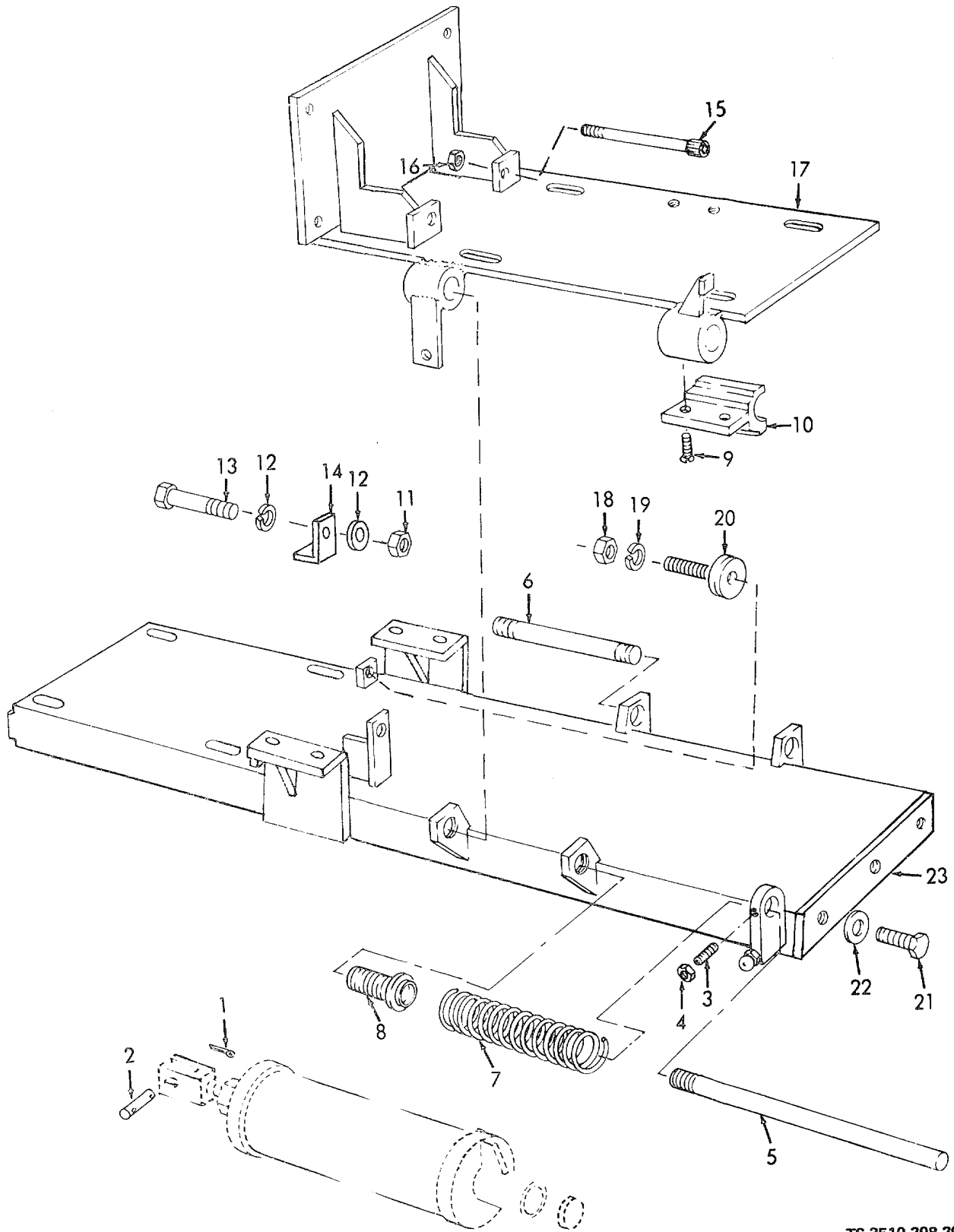
(1) ILLUSTRATION		(2)	(3)	(4)	(5)	(6) DESCRIPTION	(7)	(8)	
(a) FIG NO.	(b) ITEM NO.	SMR CODE	NATIONAL STOCK NUMBER	PART NUMBER	FSCM	UOC	U/M	QTY INC IN UNIT	
81	6	PAOZZ	5315-00-852-2336	6-1-1936-33-91A	72869	PIN, COTTER: CYLINDER MTG	A	EA	2
81	7	PAOZZ	5315-00-933-7244	6-1-1936-33-90A	72869	PIN, STRAIGHT, HEADLESS: CYLINDER MTG,	A	EA	1
81	9	XBOZZ		6-1-1936-33-97A	72869	3/8 IN. DIA, 1-7/16 IN. LG, DRILLER BOTH SCREW, MACHINE: :WASHER MOTOR MTG, 3/8 X	A	EA	4
81	10	XBOZZ		6-1-1936-33-103A	72869	2-1/4 IN. LG WASHER, FLAT: WASHER MOTOR MTG, 3/8 IN.	A	EA	4
81	11	PAOZZ	5310-00-732-0558	M551967-8	96906	SCREW SIZE NUT, PLAIN, HEXAGON: WASHER MOTOR	A	EA	2
81	14	PAOZZ	5305-00-492-6032	6-1-1936-33-97A	72869	ADJUSTING SCREW: MOTOR ADJUSTING	A	EA	4
81	16	PAOZZ	5310-00-012-0377	MS35690-605	96906	NUT, PLAIN, HEXAGON: EXTRACTOR MOTOR	A	EA	2
81	17	PAOZZ	5305-00-068-0052	MS90725-6	96906	ADJUSTING SCREW, CAP, HEXAGON HEAD: LEVELER MTG	A	EA	1
81	18	PAOZZ	5310-00-042-6758	MS35338-82	96906	WASHER, LOCK: LEVELER MTG	A	EA	1
81	19	PAOZZ	5310-00-637-9541	MS35338-40	96906	WASHER., LOCK: LEVELER MTG	A	EA	1
81	20	PAOZZ	5340-00-874-9281	F34444	76871	LEVELER, JACKSHAFT	A	EA	1
81	21	PAOZZ	5310-00-769-0318	MS35690-803	96906	NUT, PLAIN, HEXAGON: LEVELER MTG	A	EA	1
81	22	PAOZZ	5310-00-989-5945	MS35691-35	96909	NUT, PLAIN, HEXAGON: LEVELER MTG	A	EA	1
81	23	PAOZZ		6-1-1936-33-86A	72869	STUD, SPECIAL: LEVELER, 1/2-13 THD SIZE, 1-9/16 IN, LG, ONE END HEXAGON HEAD, 3/8	A	EA	1
81	27	PBOZF	3510-00-869-7009	6-1-1943-33-60A	72869	IN., ACROSS FLATS, OTHER END DRILLED AND TAPPED FOR 1/4-20 THD SIZE SCREW, 7/8 IN, LG CYLINDER: AIR DRIVE: WASHER MOTOR		EA	1



TS 3510-208-20P/82

Figure 82. Air Cylinder, Washer Motor.

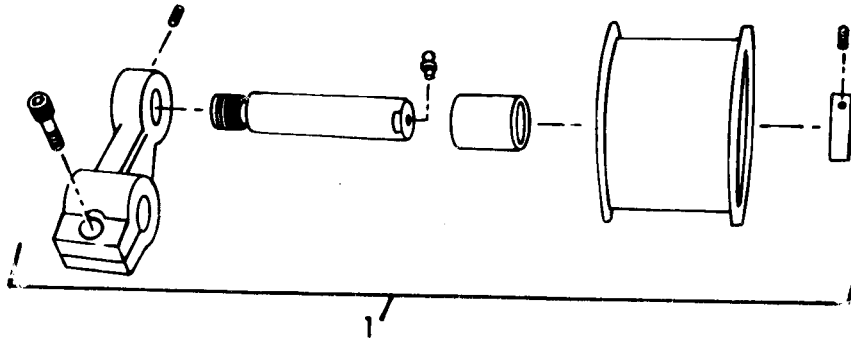
(1) ILLUSTRATION		(2)	(3)	(4)	(5)	(6) DESCRIPTION	(7)	(8)
(a) FIG NO.	(b) ITEM NO.	SMR CODE	NATIONAL STOCK NUMBER	PART NUMBER	FSCM	UOC	U/M	QTY INC IN UNIT
82	2	PAOZZ	5305-00-498-0256	6-1-1943-33-72A	72869	PLUG, SOCKET, JALL. AIR CYLINDER	EA	1
82	3	PAOZZ	5307-00-437-8959	6-1-1943-33-71A	72869	STUD, BALL: AIR CYLINDER	EA	1
82	4	PAOZZ	4730-00-278-4293	6-1-1943-33-112A	72869	ELBOW, STREET: HOSE TO CYLINDER, 1/8 IN. PIPE	EA	1
82	17	PAOZZ	5305-00-719-5346	MS51963-35	96906	SETSCREW: CLEVIS MTG. NO. 8-32 THD SIZE, 1/4 IN: LG	EA	1
82	18	PBOZZ		6-1-1943-33-61A	72869	CLEVIS: AIR CYLINDER	EA	1
82	19	PAOZZ	5310-00-732-0559	-MS51968-8	96906	NUT, PLAIN HEXAGON, JAM: AIR CYLINDER	EA	1



TS 3510-208-20P/83

Figure 83. Washer and Extractor Motors Base (EDRO, Model EP120-LTU).

(1) ILLUSTRATION		(2)	(3)	(4)	(5)	(6) DESCRIPTION	(7)	(8)	
(a) FIG NO.	(b) ITEM NO.	SMR CODE	NATIONAL STOCK NUMBER	PART NUMBER	FSCM	UOC	U/M	QTY INC IN UNIT	
83	1	PAOZZ	5315-00-852-2336	6-1-1943-33-77A	72869	PIN, COTTER: CYLINDER MTG	B	EA	2
83	2	XBOZZ		6-1-2981-33-90A	72869	PIN, STRAIGHT, HEADLESS: CYLINDER MTG, .375 IN. DIA, 1-9/16 IN. LG., DRILLED BOTH F'NDS	B	EA	1
83	11	XBOZZ		6-1-2981-33-100A	72869	NUT, HEXAGON, SFLF-LOCKING, 1/2 X 20, UNF- 3B: JACKSHAFT BELT GUARD SUPPORT MTG	B	EA	2
83	12	XBOZZ		6-1-2981-33-104A	72869	WASHER, PLAIN: JACKSHAFT BELT GUARD SUPPORT MTG	B	EA	4
83	13	XBOZZ		6-1-2991-33-129A	72869	SCREW, CAP, HEXAGON HEAD, 1/2 X 20, UNF- 2AXX, 2-1/4 LG JACKSHAFT BELT GUARD SUPPORT MTG	B	EA	2
83	14	PAOZZ		6-1-2981-3-131A	72869	SUPPORT, JACKSHAFT BELT GUARD	B	EA	2
83	18	XAOZZ		6-1-2981-33-101A	72869	NUT, HEXAGON, 1/2 X 13, UNC-2B. ADJUSTING SCREW MTG	B	EA	1
83	19	XAOZZ		6-1-2981-33-114A	72869	WASHER, LOCK. SPLIT. HELICAL, 1/2: ADJUSTING SCREW MTG	B	EA	1
83	20	XBOZZ		6-1-2981-33-86A	72869	SCREW, ADJUSTING, RUBBER CUSHIONED	B	EA	1



TS 3510-208-20P/84

(1) ILLUSTRATION		(2)	(3)	(4)	(5)	(6)	(7)	(8)
(a) FIG NO.	(b) ITEM NO.	SMR CODE	NATIONAL STOCK NUMBER	PART NUMBER	FSCM	DESCRIPTION UOC	U/M	QTY INC IN UNIT
84	1	PAOZZ	3040-00-10-6954	SATN4	71176	GROUP 45 - IDLER PULLEY IDLER PULLEY ASSEMBLY: W/SHAFT B	EA	1

Figure 84. Idler Assembly, Belt.

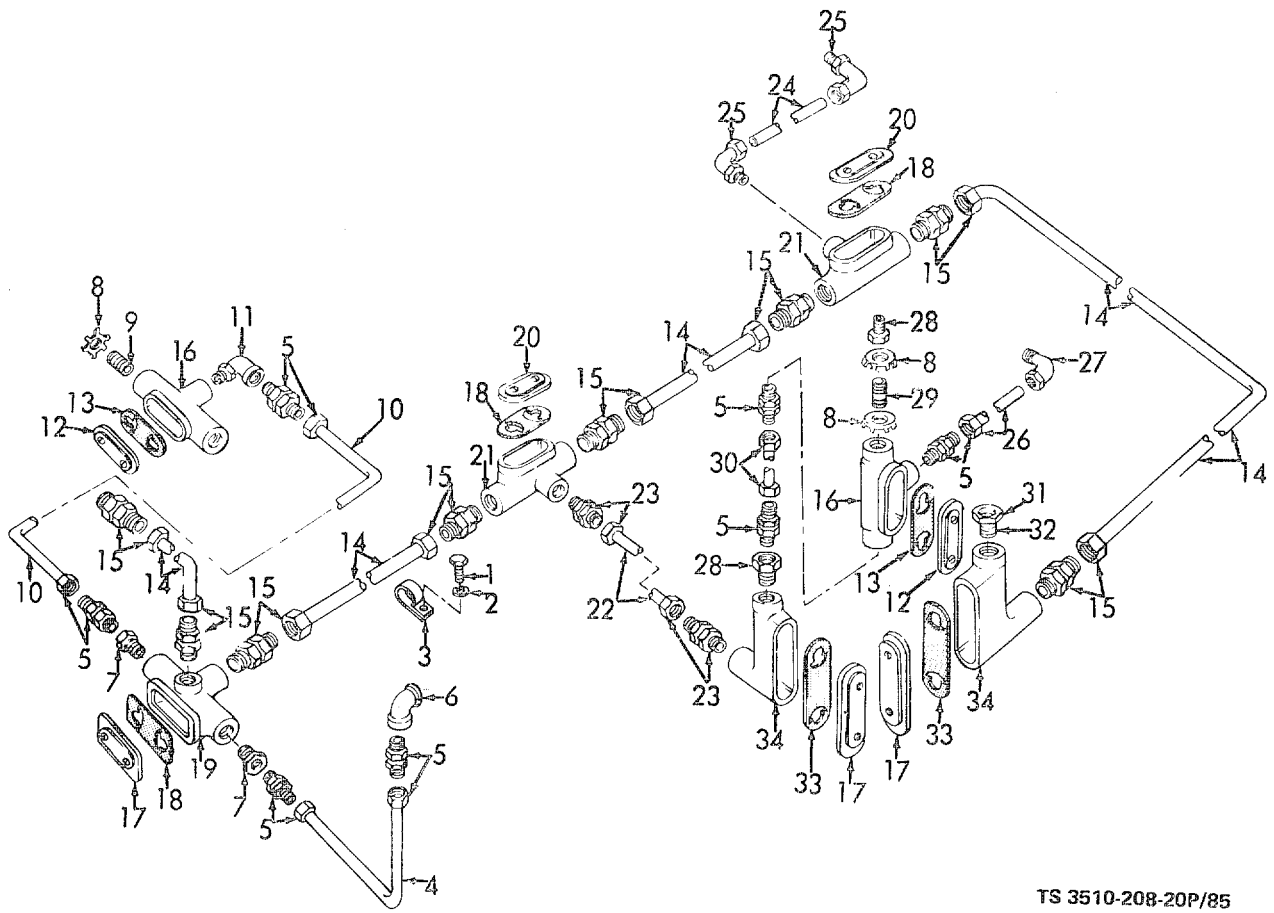
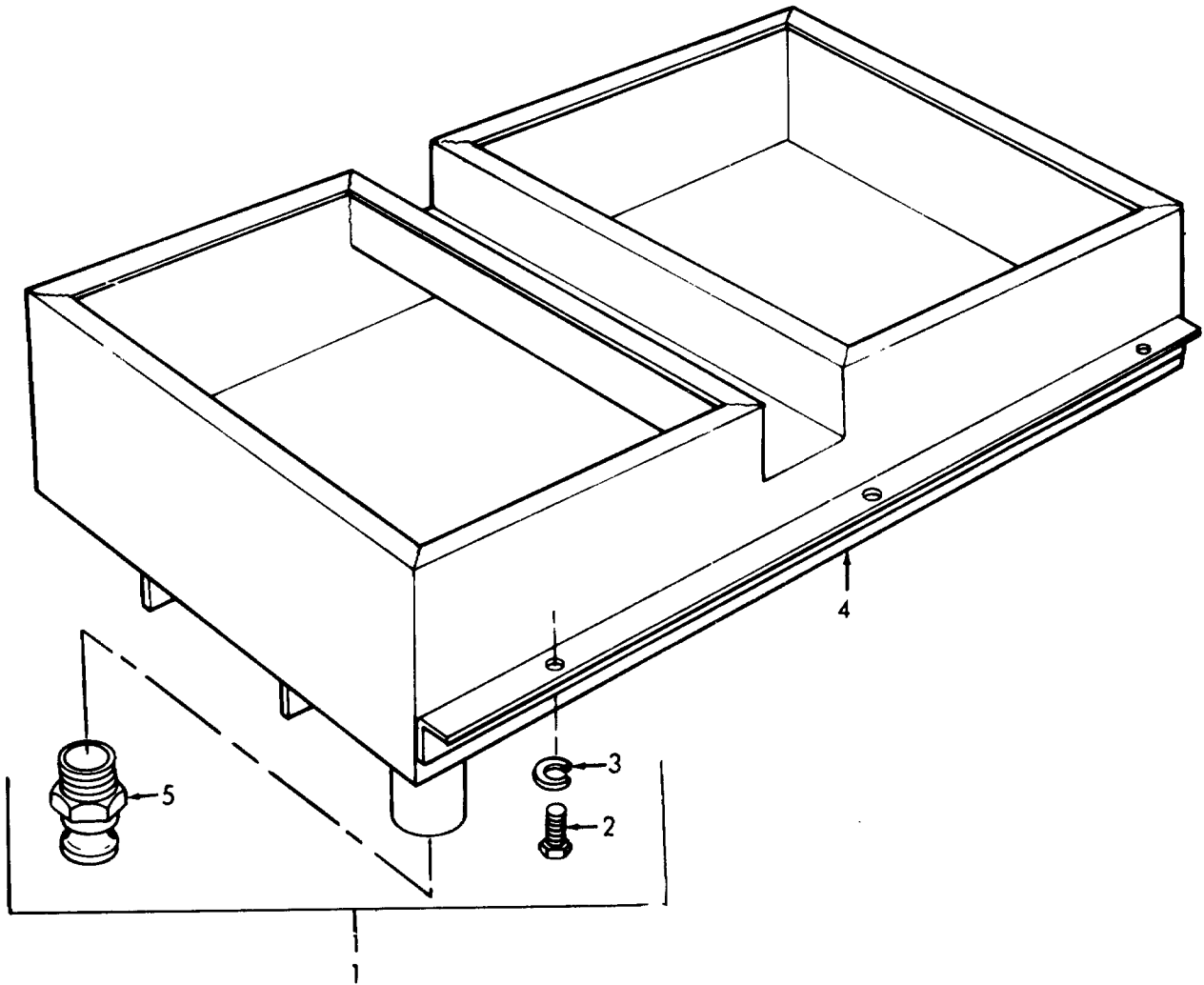


Figure 85. Electrical Conduit.

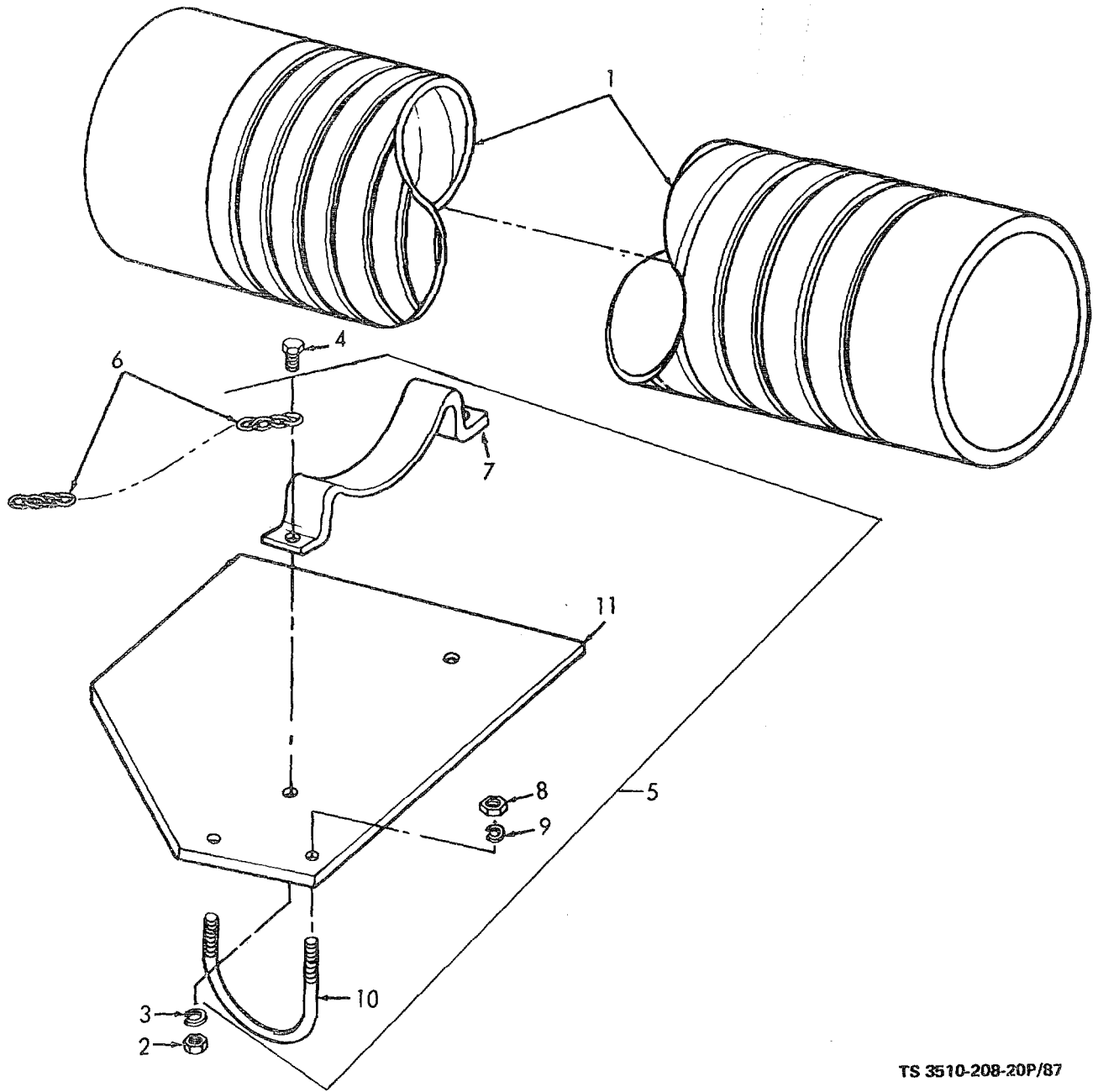
(1) ILLUSTRATION		(2)	(3)	(4)	(5)	(6) DESCRIPTION	(7)	(8)
(a) FIG NO.	(b) ITEM NO.	SMR CODE	NATIONAL STOCK NUMBER	PART NUMBER	FSCM	UOC	U/M	QTY INC IN UNIT
						GROUP 46 - ELECTRICAL CONDUIT		
85	1	PAOZZ	5305-00-068-0502	MS90725-6	96906	SCREW, CAP, HEXAGON HEAD: CLAMP MTG, 1/4-20 THD SIZE X 3/4 IN. LG	EA	2
85	2	PAOZZ	5310-00-010 3319	MS5338-6	96960	WASHER, LOCK: CLAMP MTG, 1/4 IN.	EA	2
85	3	XBOZZ		6-1-2337-30 471A	72869	CLAMP. CONDUIT RETAINING	EA	2
85	4	PAOZZ	5975-00-178-1216	6-1-2537-90-458A	72869	CONDUIT, RIGID: 1/2 IN.	FT	V
85	5	PAOZZ	5975-00-179-0098	5121	59730	BOX CONNECTOR, ELECTRICAL: GENERATOR SWITCH BOX RECEPTACLE	EA	7
85	6	XBOZZ		6-1-2337-70-468A	72869	CONNECTOR, ELBOW: TUMBLER CONTROL BOX, 90 DEG X 1/2 IN.	EA	4
85	7	XBOZZ		6-1-1900-151A	77869	REDUCER: RECEPTACLE, 3/4 X 1/2	EA	2
85	8	PAOZZ	5310-00-189-9145	6-1-2337-20-509A	72869	LOCKNUT: CONDUIT, 1/3 IN. STEEL	EA	5
85	9	XBOZZ		6-1-1912-21-15A	72869	NIPPLE, CLOSE: RECEPTACLE	EA	2
S5	10	PAOZZ	5975-00-178-1216	6-1-1912-21-13A	72869	CONDUIT, RIGID: 1/2 IN.	FT	V
85	11	PAOZZ	4730-00-933-7938	6-1-1912-21-90A	72869	ELBOW PIPE: GENERATOR SWITCH BOX RECEPTACLE	EA	1
85	12	PAOZZ	5975-00-159-0969	170	15235	COVER, CONDUIT OUTLET	EA	2
85	13	PAOZZ	5975-00-395-2294	GASK571	15235	GASKET	EA	2
85	14	PAOZZ		6-1-2337-20-88A	72869	CONDUIT, RIGID: 3/4 IN.	FT	V
85	15	XBOZZ		6-1-1900-93A	72869	CONNECTOR, CONDUIT	EA	9
85	16	XBOZZ		6-1-1912-21-10A	72869	RECEPTACLE, CONDUIT: NSN CONTROL BOX AND AIR COMPRESSOR SWITCH	EA	2
85	17	PAOZZ	5975-00-158-8486	270	15235	COVER, CONDUIT OUTLET	EA	3
85	18	PAOZZ	5330-00-933-7249	GASK470	15235	GASKET: RECEPTACLE COVER	EA	3
85	19	PAOZZ	5975-00-079-4313	TA27	15235	RECEPTACLE, CONDUIT	EA	1
85	20	XBOZZ		6-1-1900-92A	72869	COVER, CONDUIT OUTLET	EA	2
85	21	XBOZZ		6-1-1900-91A	72869	TEE, CONDUIT	EA	2
85	22	XBOZZ		6-1-1900-152A	72869	CONDUIT, FLEXIBLE: 36 IN. REQUIRED	FT	V
85	23	XBOZZ		6-1-1900-153A	72869	CONNECTOR, WATERTIGHT	EA	2
85	24	XBOZZ		6-1-1907-19-19A	72869	TUBING, STEEL: 36 IN. REQUIRED	FT	V
85	25	XBOZZ		6-1-1907-19-10A	72869	ELBOW, CONNECTOR: WATER HEATER RECEPTACLE, 1/2 IN.	EA	2
85	26	XBOZZ		6-1-1910-20-32A	72869	CONDUIT, FLEXIBLE, RUBBER, 10 IN. REQUIRED	FT	V
85	27	XBOZZ		6-1-1910-20-34A	72869	ELBOW, COMPRESSOR RECEPTACLE	EA	2
85	28	XBOZZ		6-1-1910-20-35A	72769	BUSHING, REDUCING	EA	2
85	29	XBOZZ		6-1-1910-20-12A	72869	NIPPLE, CONDUIT	EA	1
85	30	XBOZZ		6-1-1910-20-33A	72869	CONDUIT, RIGID: THIN WALL	FT	V
85	31	XBOZZ		6-1-1919-126A	72869	NUT, LOCKING	EA	1
85	32	XBOZZ		6-1-1919-124A	728689	NIPPLE, CONDUIT	EA	1
85	33	XBOZZ		GASK572	15235	GASKET	EA	2
85	34	XBOZZ		6-1-1919-27-125A	72869	RECEPTACLE, CONDUIT	EA	2



TS 3510-208-20P/86

(1) ILLUSTRATION		(2)	(3)	(4)	(5)	(6)	(7)	(8)	
(a) FIG NO.	(b) ITEM NO.	SMR CODE	NATIONAL STOCK NUMBER	PART NUMBER	FSCM	DESCRIPTION	UOC	U/M	QTY INC IN UNIT
86	5	PAOZZ	4730-00-958-7117	MS27022-10A	96906	GROUP 47 - DRAIN PAN ASSEMBLY COUPLING, HALF		EA	1

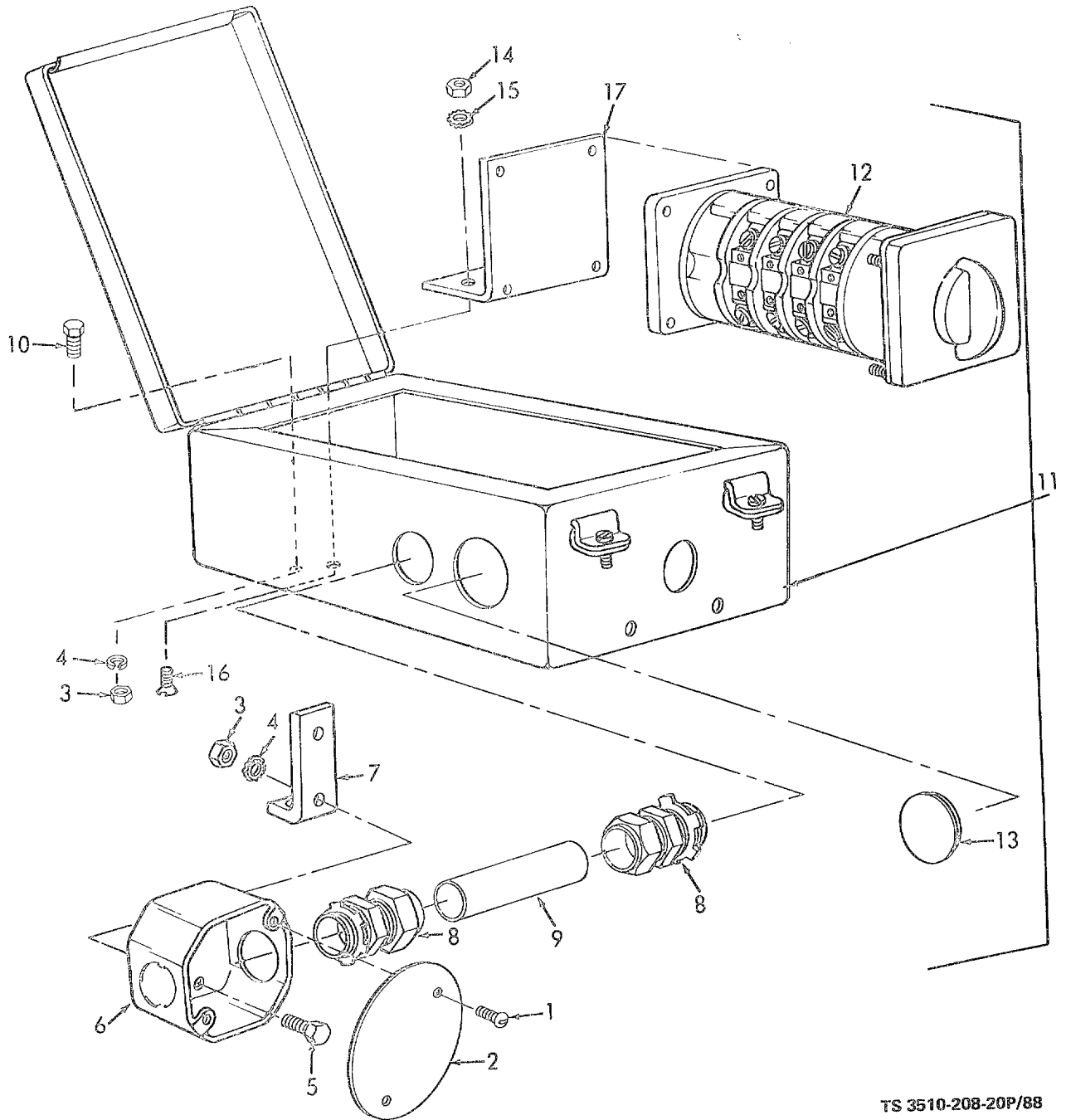
Figure 86. Drain Pan.



TS 3510-208-20P/87

Figure 87. Heat Exchanger Exhaust Duct and Retainer.

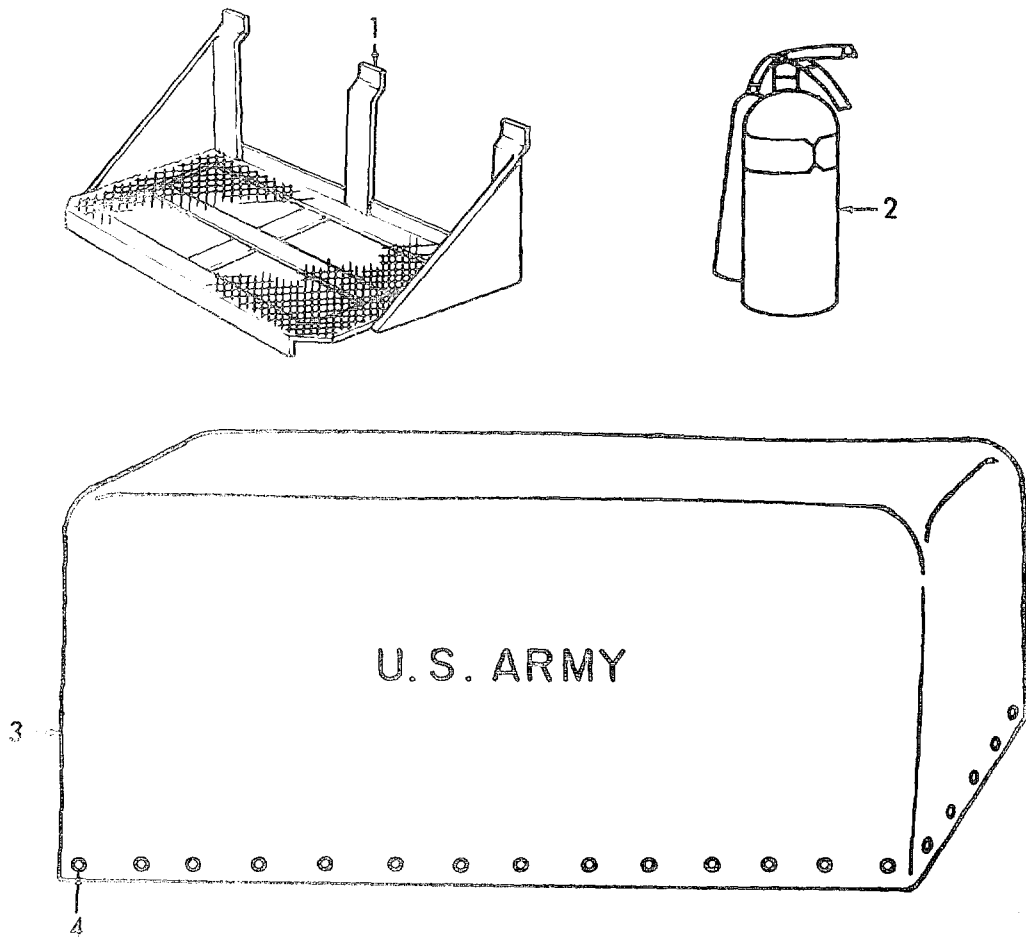
(1) ILLUSTRATION		(2)	(3)	(4)	(5)	(6) DESCRIPTION	(7)	(8)
(a) FIG NO.	(b) ITEM NO.	SMR CODE	NATIONAL STOCK NUMBER	PART NUMBER	FSCM	UOC	U/M	QTY INC IN UNIT
						GROUP 48 HEAT EXCHANGER EXHAUST DUCT AND RETAINER		
87	1	PAOZZ	4720-00-472-5912	10452-20	49200	DUCT, EXHAUST: HEAT EXCHANGER	EA	1
87	2	PAOZZ	5310-00-208-9661	411D4-20	58417	NUT, PLAIN, HEXAGON: RETAINER MTG	EA	2
87	3	PAOZZ	5310-00-209-0786	M535335-33	96906	WASHER, LOCK RETAINER MTG SCREW	EA	2
87	4	PAOZZ	5305-00-068-0502	MS90725-6	96906	SCREW, CAP, HEXAGON HEAD: RETAINER MTG	EA	2
87	5	XBOOO		6-1-912-21-38A	72869	RETAINER ASSEMBLY: EXHAUST DUCT	EA	1
87	6	MOOOO		6-1-1912-21-40A	72869	CHAIN: EXHAUST DUCT	EA	1
		PAOZZ	4010-00-221-0738	RRC271TYPEICLASS 5STYLE2	81149	MANUFACTURE FROM CHAIN, WELDED, TWISTED LINK, AS REQUIRED	FT	V
87	7	XBOZZ		6-1-1912-21-39A	72869	RETAINER, EXHAUST DUCT	EA	1
87	8	PAOZZ	5310-00-934-9758	MS53549g-202	96906	NUT, PLAIN, HEXAGODI. RETAINER STRAP MTG	EA	4
87	9	PAOZZ	5310-00-596-7691	MS35535-32	96906	WASHER, LOCK: RETAINER STRAP MTG	EA	4
87	10	XBOZZ		6-1-1912-21-68A	72869	STRAP, BASE	EA	2
87	11	XBOZZ		6-1-1912-2i-67A	72869	BASE, RETAINER	EA	1



TS 3510-208-20P/88

Figure 88. Generator Switch Box and Outlet Box

(1) ILLUSTRATION		(2)	(3)	(4)	(5)	(6) DESCRIPTION	(7)	(8)
(a) FIG NO.	(b) ITEM NO.	SMR CODE	NATIONAL STOCK NUMBER	PART NUMBER	FSCM	UOC	U/M	QTY INC IN UNIT
						GROUP 49 - GENERATOR SWITCH BOX AND OUTLET BOX		
88	1	PAOZZ	5305-00-042-0465	MBOES420465	81349	SCREW, ASSEMBLED WASHER: OUTLET BOX COVER MTG	EA	2
88	2	XBOZZ		24C1	12673	COVER. OUTLET BOX	EA	1
88	3	PAOZZ	5310-00-761-6882	MSS5310-9	08288	NUT, PLAIN, HEXAGON: OUTLET BOX AND SUPPORT MTG	EA	6
88	4	PAOZZ	5310-00-209-0786	MS35335-19	96906	WASHER, LOCK: OUTLET BOX AND SUPPORT MTG	EA	6
88	5	PAOZZ	5305-00-559-9202	6-1-1912-21-35A	72869	SCREW, CAP, HEXAGON HEAD: OUTLET SUPPORT MTG	EA	2
88	6	XBOZZ		24151-3-4	12673	BOX, OUTLET: GENERATOR	EA	1
88	7	XBOZZ		6--1-1912-21-79A	72869	SUPPORT, JUNCTION: OUTLET BOX	EA	1
88	8	XBOZZ		6-1-1112-21-93A	72869	CONNECTOR: SWITCH BOX	EA	9
88	9	MOOOO		6-1-1912-21-88A	72869	CONDUIT, THINWALL: SWITCH BOX TO OUTLET BOX, 3/4 IN. MANUFACTURE FROM:	EA	1
88		PAOZZ	5975-00-178-1216	WWC571SIZE5-4IN	81349	CONDUIT, THINWALL: 3/4 IN. DIA, 3 IN. LG, AS REQUIRED	FT	V
88	10	PAOZZ	5305-00-068-0499	MS55305-21	08288	SCREW, CAP, HEXAGON HEAD: SWITCH BOX TO FRAME MTG	EA	4
88	11	XBOZZ		6-1-1912-21-92A	72869	BOX, SWITCH: GENERATOR	EA	1
88	12	PAOZZ	5930-00-498-2128	C40A213EVEG0025 E515MOO35E4POLE	10983	SWITCH, ROTARY: GENERATOR	EA	1
88	13	XBOZZ		6-1-1912-21-94A	72869	BLANK, SNAP-IN SWITCH BOX	EA	1
88	14	PAOZZ	5310-00-851-2674	M535691-1	96906	NUT, PLAIN, HEXAGON: SWITCH BRACKET MTG	EA	2
88	15	PAOZZ	5310-00-082-0650	MS45904-70	96906	WASHER, LOCK: SWITCH BRACKET MTG	EA	2
88	16	PAOZZ	5305-00-912-7289	MS35276-277	96906	SCREW, MACHINE. SWITCH BRACKET MTG	EA	2
88	17	XBOZZ		6-1-1912-21-98A	72869	BRACKET, SUPPORT: SWITCH MTG	EA	9



TS 3510-208-20P/89

(1) ILLUSTRATION		(2)	(3)	(4)	(5)	(6) DESCRIPTION	(7)	(8)
(a) FIG NO.	(b) ITEM NO.	SMR CODE	NATIONAL STOCK NUMBER	PART NUMBER	FSCM	UOC	U/M	QTY INC IN UNIT
						GROUP 50 - FIRE EXTINGUISHER, STEP ASSEMBLY AND CANVAS ITEMS		
89	1	XBOZZ		6-1-1900-22A	72869	STEP ASSEMBLY	EA	1
89	2	PAOZZ	4210-00-270-4512	N752366	99539	EXTINGUISHER, FIRE	EA	1
89	3	PAOZZ	3510-00-933-7923	MILC40624	81349	COVER ASSEMBLY	EA	1
89	4	MOOOZ		MILR1670	81349	ROPE: COVER MANUFACTURE FROM:	EA	16
89		PAOZZ	4020-00-231-2581	5-4-1094-17A	72869	ROPE, MANILA, 36 IN. REQUIRED FOR EACH ROPE	FT	V

Figure 89. Fire Extinguisher, Step Assembly and Canvas Items.

(1) ILLUSTRATION		(2)	(3)	(4)	(5)	(6)	(7)	(8)
(a) FIG NO.	(b) ITEM NO.	SMR CODE	NATIONAL STOCK NUMBER	PART NUMBER	FSCM	DESCRIPTION UOC	U/M	QTY INC IN UNIT
						GROUP 51 - BULK MATERIAL		
BULK			4020-00-231-2581			ROPE, MANILA, 36 IN.	FT	
BULK			4710-00-277-4500	WWT799CLASSII TYPEL	81348	TUBING, COPPER, 5/8 IN. OD, 4 FT	FT	
BULK			4720-00-200-0366	MILZZH601GRADE1	81349	HOSE, RUBBER, 3/4 IN. DIA, 32 IN.	FT	
BULK			4720-00-540-2465	8134	04255	HOSE, 13 IN.	FT	
BULK			4730-00-446-2585	4740-4B	00625	FITTING, HOSE	EA	2
BULK			4730-00-933-7953	100376	79466	NUT, UNION	EA	2
BULK			4730-00-958-9985	5115X10	79470	NUT, TUBE COUPLING	EA	1
BULK			5330-00-301-1081			GASKET, 24 IN.	FT	
BULK			5940-00-503-6764			TERMINAL, SOLDERLESS	EA	1
BULK			5975-00-178-1216			CONDUIT, RIGID, 14 3/4 IN.	FT	
BULK			6145-00-824-2517			CABLE, POWER, ELECTRICAL, 13 1/2 IN.	FT	
BULK				6-1-1910-20-32A	60883	CONDUIT, FLEXIBLE, RUBBER, 36 IN.	FT	

Section IV. NATIONAL STOCK NUMBER AND REFERENCE NUMBER INDEX

STOCK NUMBER	FIGURE NO.	ITEM NO.	STOCK NUMBER	FIGURE NO.	ITEM NO.
2930-00-900-1581	26	18	4210-00-270-4512	89	2
	70	10	4310-00-019-4220	30	42
3010-00-138-7995	21	10	4310-00-055-0666	29	5
3010-00-430-9223	21	9	4310-00-606-9913	30	12
3020-00-163-0441	79	11	4310-00-608-5782	30	17
3020-00-214-3357	26	15	4310-00-608-5785	30	14
3020-00-437-6976	18	8	4310-00-608-5786	30	37
3020-00-457-1559	73	5	4310-00-608-5787	30	43
3020-00457-1560	77	25	4310-00-609-9615	30	1
3020-00-457-1561	77	22	4310-00-609-9616	30	16
3020-00-933-7929	74	7	4310-00-739-1603	30	9
3020-00-933-7930	74	9	4310-00-756-9563	30	20
3030-00-163-0368	79	4	4310-00-756-9564	30	24
3030-00-169-5692	75	1	4330-00-640-5820	8	
3030-00.451-2777	74	4		44	17
3030-00-529-0348	18	6	4510-00-445-9917	46	1
5340-00-297-6833	6	21	4510-00-707-5961	48	28
3030-00-715-2758	79	1	4510-00-707-5962	48	27
3030-00-802-6872	77	11	4510-00-707-5963	48	23
3040-00-410-6954	84	1	4510-00-707-5965	41	20
3040 00.432-0628	77	21	4510-00-707-5969	14	
3040-00-437-0628	73	4	4510-00-707-5970	15	4
	77	26	4510-00-707-5971	14	18
3040-00-437-0632	74	8	4510-00-707-5972	14	
	78	9	4510-00-707-5973	14	37
	79	5	4510-00-707-5974	14	31
3040-00-933-5984	62	20	4510-00-707-5975	14	29
3130-00-033-5985	78	26	4510-00-708-1345	42	7
3130-00-116-9031	26	19	4510-00-708-1347	42	6
3130-00-933-5985	77	27	4510-00-708-1348	42	5
	79	26	4510-00-758-0059	50	33
3340-00-1954651	37	9	4510-00-955-9457	43	32
3360-00-901-5998	66	13	5420-00-300-0333	25	1
3510-00-026-0410	33	17	4520-00-359-9590	11	19
3510-00-063-8152	52	27	4520-00-359-9592	11	7
3510-00-133-5531	2	17	4520-00-359-9598	11	2
3510-00-152-8237	33	16	4520-00-933-7944	32	18
3510-00-214-3355	18	5	4520-00-989-3380	48	21
3510-00-214-3358	26	20	4530-00-214-3360	17	37
3510-00-253-0562	62	9	4530-00-214-3362	17	39
3510-00-253-0566	68	38	4530-00-214-3364	17	38
3510-00-253-0567	48	10	4530-00-359-9481	16	17
3510-00-253-0588	11	5	4530-00-359-9482	16	19
3510-00-25340590	26	3	4530-00-359-9487	11	1
3510-00-253-0591	50	4	4530-00-359-9510	17	15
3510-00-253-0609	62	30	4530-00-359-9556	17	27
3510-00-359-9351	26	11	4530-00-467-5773	17	28
3510-00-359-9353	17	11	4530-00-707-4851	9	17
3510-00-359-9373	33	6	4530-00-707-4851	47	3
3510-00-359-9478	17	18	4530-00-708-5458	41	3
3510-00-411-2658	6	17	4530-00-708-5459	41	5
	7	17	4530-00-981-8673	41	6
3510-00-411-2670	24	13	4710-00-277-4508	43	
3510-00-411-2673	66	31	4710-00-277-4508	43	14
3510-00-411-2674	48	15		65	1
3510-00460-6064	68	21		68	3
3510-00-460-6065	68	17		77	5
3510-00-460-6066	68	30		77	10
3510-00-460-6067	68	31		78	14
3510-00-460-6068	68	14		78	19
3510-00-460-6071	3	13		79	15
	74	3		79	21
3510-00460-6072	2	12	4710-00-359-9570	9	14
	3	3	4720-00-136-1972	70	15
3510-00-460-6074	37	1	4720-00-142-1369	51	3
	37	7	4720-00-200-0366	52	2
3510-00-460-6076	37	13	4720-00-229-0661	4	10
3510-00.460-6081	37	10	4720-00-273-9514	9	11A
3510-00.460-6084	68	10	4720-00-472-5912	87	1
3510-00-460-6092	33	3	4720-00-540-2465	9	7
3510-00.460-6097	68	28	4720-00-540-2465	16	3
3510-00-460-6100	17	12	4720-00-707-1106	4	16
3510-00-460-6101	68	19	4720-00-708-8047	9	11
3510-00-869-7009	81	27	4720-00-230-6482	50	7
3510-00-871-7354	24	12		50	9
3510-00-906-9079	31	9	4720-00-847-1710	32	1
3510-00-930-2358	66	34		32	2
3510-00-933-7923	89	3		32	3
3510-00-949-6254	72	6		61	5
4010-00-221-0738	1	10	4720-00-903-4148	5	5
4010-00-22-.0738	2	6	4730.00-011-9928	9	4
	3	6	4730-00-012-7878	43	10
	24	20	4730-00-019-2032	43	4
4010-00-221-0738	38		4730-00-019-2084	43	7
4020-00-231-2581	89		4730-00-019-2470	43	15
4030-00-281-1683	1	9	4730-00-021-9650	52	14
4030-00-281-1683	2	7	4730-00-028-7021	32	4
	24	18			

Section IV. NATIONAL STOCK NUMBER AND REFERENCE NUMBER INDEX

STOCK NUMBER	FIGURE NO.	ITEM NO.	STOCK NUMBER	FIGURE NO.	ITEM NO.
4720-00-847-1710	32	1	4730-00-278-5464	79	14
	32	2	4730-00-278-8253	79	13
	32	3		79	19
	61	5	4730-00-287-1649	42	10
4720-00-903-4148	5	5	4730-00-287-1784	61	4
4730-00-011-9928	9	4	4730-00-289-5176	14	23
4730-00-012-7878	43	10		44	15
4730-00-019-2032	43	4		52	31
4730-00-019-2084	43	7	4730-00-289-8051	43	10
4730-00-019-2470	43	15	4730-00-293-3971	45	6
4730-00-021-9650	52	14	4730-00-293-7971	8	6
4730-00-028-7021	32	4	4730-00-359-5635	14	11
4730-00-042-6318	23	27	4730-00-359-5656	14	14
4730-00-044-1487	68	2	4730-00-360-0589	4	17
4730-00-055-3701	4	7		14	13
	4	12	4730-00-360-0592	4	9
	50	6i	4730-00-360-0595	4	15
4730-00-062-0085	17	4	4730-00-371-5337	50	14
	17	22	4730-00-391-3771	9	1
4730-00-142-2165	9	9		16	4
4730-00-142-2171	9	12	4730-00-393-6798	50	17
4730-00-170-1538	52	6	4730-00-426-8253	32	6
4730-00-172-0049	2	13	4730-00-467-5505	23	13
4730-00-188-1876	52	10	4730-00-491-0030	5	2
4730-00-189-2617	43	6	4730-00-491-0032	5	4
4730-00-196-1464	42	15	4730-00-492-5042	52	4
4730-00-196-1472	71	26	4730-00-533-4840	9	6
4730-00-196-1483	41	21		16	2
	42	17	4730-00-534-6934	36	25
4730-00-196-1972	9	3	4730-00-540-1998	42	8
4730-00-202-6491	16	6	4730-00-541-2784	41	15
	17	3	4730-00-542-4938	52	1
	44	2	4730-00-618-2952	43	2
4730-00-203-1010	14	9	4730-00-620-6904	44	14
4730-00-203-3012	42	14	4730-00-640-0536	43	5
4730-00-203-3178	44	1	4730-00-640-5665	36	24
4730-00-222-1837	16	9	4730-00-706-2966	41	18
	52	16	4730-00-706-2968	42	19
4730-00-231-2428	50	16	4730-00-707-6621	14	6
4730-00-231-3909	71	24	4730-00-707-6622	14	8
4730-00-231-5632	9	8	4730-00-707-6626	4	18
4730-00-249-1517	50	13	4730-00-710-4332	50	10
4730-00-249-2033	50	19	4730-00-719-2634	65	5
4730-00-249-3917	43	27	4730-00-753-7464	9	10
4730-00-249-3945	52	5	4730-00-781-7040	71	15
4730-00-253-4412	44	16	4730-00-786-4255	17	5
4730-00-254-6225	16	5	4730-00-808-1590	52	12
4730-00-265-6907	50	12	4730-00-811-6205	65	4
4730-00-257-2116	42	16	4730-00-826-6512	14	24
4730-00-257-2117	32	8	4730-00-842-2201	9	11B
4730-00-263-3122	31	11	4730-00-851-1940	65	3
4730-00-263-3123	50	15	4730-00-892-5590	52	13
4730-00-263-3700	43	8	4730-00-908-6294	70	14
4730-00-266-0531	68	5	4730-00-908-3194	71	27
	70	6	4730-00-933-7925	5	1
4730-00-273-6054	52	9	4730-00-933-7938	85	11
4730-00-277-2141	43	17	4730-00-933-9739	65	8
4730-00-277-5105	44	12	4730-00-933-7943	52	17
4730-00-277-5542	9	2	4730-00-933-7950	50	20
4730-00-277-5553	16	8	4730-00-933-7953	43	
4730-00-277-8289	44	9		43	13
4730-00-277-8269	77	3	4730-00-947-0890	32	17
	78	12	4730-00-948-1719	50	31
4730-00-277-9641	42	18	4730-00-948-1722	4	8
4730-00-277-9642	32	7		9	11C
4730-00-278-0084	17	29	4730-00-949-8291	4	14
4730-00-278-0187	65	2	4730-00-950-9646	4	13
4730-00-278-2934	50	18	4730-00-951-6790	43	26
4730-00-278-3142	44	13	4730-00-958-7117	86	5
4730-00-278-4293	82	4	4730-00-958-9985	43	
4730-00-278-5464	77	4	4730-00-972-1631	68	4
	77	9	4730-00-973-1630	70	5
	78	18	4810-00-707-1356	42	20
	79	20	4810-00-930-2357	16	13
4730-00-278-5467	17	1	4820-00-174-0339	50	32
4730-00-278-8253	77	2	4820-00-200-0664	16	7
	77	8	4820-00-203-0054	42	9
	78	17		43	3
	78	20	4820-00-276-9041	14	22
	79	13	4820-00-289-2153	17	2
4820-00-730-1636	30	13			
4820-00-933-5987	32	9			

Section IV. NATIONAL STOCK NUMBER AND REFERENCE NUMBER INDEX

STOCK NUMBER	FIGURE NO.	ITEM NO.	STOCK NUMBER	FIGURE NO.	ITEM NO.
5305-00-044-6556	46	14	5305-00-562-6472	1	3
5305-00-050-9227	51	4	5305-00-584-7990	72	1
5305-00-050-9229	52	25	5305-00-590-7883	70	1
5305-00-051-0827	7	3	5305-00-614-0245	16	25
5305-00-052-9051	55	2		40	17
	56	6	5305-00-614-0274	24	17
5305-00-054-6668	51	1		33	4
5305-00-054-9260	68	32	5305-00-655-9711	68	34
5305-00-057-9613	22	9	5305-00-716-8182	2	15
5305-00-058-0763	21	5		77	15
5305-00-068-0498	24	22		78	24
5305-00-068-0499	88	10	5305-00-716-8192	16	33
5305-00-068-0500	1	5		38	35
	15	1	5305-00-719-5007	33	9
	17	16	5305-00-719-5346	82	17
	33	15	5305-00-723-9388	11	10
5305-00-068-0501	35	5	5305-00-724-5835	18	7
	51	8		26	14
	71	41	5305-00-724-5896	21	8
5305-00-068-0502	11	8		48	22
	13	18	5305-00-725-5910	72	13
	16	36	5305-00-725-4187	77	16
	25	2		78	25
	27	1		79	25
	28	1	5305-00-728-6275	17	23
	40	3	5305-00-782-9489	33	12
	44	5	5305-00-803-9738	41	4
	46	12	5305-00-811-0798	68	26
	71	2	5305-00-817-2478	71	12
	81	17	5305-00-817-6139	69	2
	85	1	5305-00-882-8259	18	17
	87	4	5305-00-900-1118	6	9
5305-00-071-1315	68	22	5305-00-912-7289	88	16
5305-00-071-1769	62	6	5310-00-924-5897	6	11
5305-00-071-2241	32	15	5305-00-933-7225	42	3
5305-00-078-7039	11	6	5305-00-933-7226	37	8
5305-00-088-9485	53	9	5305-00-933-7227	20	1
5305-00-151-3051	13	10	5305-00-933-7229	20	7
	27	9	5305-00-933-9880	71	45
	40	14	5305-00-933-9884	16	12
5305-00-175-3230	37	33	5305-00-933-9885	41	16
5305-00-206-2220	50	35	5305-00-933-9886	66	37
5305-00-206-2510	66	11	5305-00-938-1539	6	3
5305-00-206-2511	66	18	5305-00-958-5260	48	26
5305-00-224-3839	78	1	5305-00-958-5471	65	6
5305-00-225-3839	29	3	5305-00-984-6212	38	14
	51	14		38	21
	52	30		39	4
	73	2	5305-00-984-6214	14	28
	77	19	5305-00-988-1720	37	4
5305-00-225-3840	32	22	5305-00-988-1727	17	31
	35	3		31	2
	70	8	5305-00-993-1849	38	27
5305-00-249-0511	5	20	5306-00-010-9221	14	1
	48	20	5306-00-167-4129	18	13
5305-00-253-5618	73	22	5306-00-225-8494	11	16
	73	32	5306-00-225-8504	74	5
5305-00-269-2801	70	16		75	6
5305-00-269-2808	74	13		77	23
5305-00-269-3211	9	15		78	6
	47	1		79	2
	48	7	5306-00-325-8497	16	16
	48	25	5306-00-655-6170	15	5
	50	2		17	35
	62	16	5306-00-582-6207	16	22
	74	1	5307-00-437-8959	82	3
5305-00-269-3213	11	3	5307-00-467-5474	14	36
	14	17	5310-00-010-3319	1	4
	18	3		85	2
	21	4	5310-00-012-0377	81	16
	26	7	5310-00-012-0382	2	2
	48	16	5310-00-012-0388	18	4
5305-00-269-3216	62	2	5310-00-042-6758	24	23
5305-00-281-1694	6	9		28	2
	7	9		29	2
5305-00-285-4520	70	11		51	5
5305-00-292-8875	24	3		70	9
5305-00-408-0127	27	21		71	10
	28	14		81	18
	66	35	5310-00-043-2226	38	15
5305-00-460-6071	3	11		52	24
5305-00-465-6389	68	15	5310-00-044-6485	62	8
5305-00-492-6032	81	14	5310-00-045-3296	42	21
5305-00-515-8228	31	6	5310-00-045-5210	48	12
5305-00-543-4925	13	13	5310-00-050-3383	74	11
	28	9		75	12
	40	10	5310-00-050-3389	2	14
5305-00-559-9202	88	5		77	12

Section IV. NATIONAL STOCK NUMBER AND REFERENCE NUMBER INDEX

STOCK NUMBER	FIGURE NO.	ITEM NO.	STOCK NUMBER	FIGURE NO.	ITEM NO.
5310-00-050-3389	79	22	5310-00-595-6521	2	16
	78	21		77	13
5310-00-050-6652	14	16		78	22
	14	19		79	23
5310-00-060-8432	62	12	5310-00-595-7237	44	4
5310-00-061-1258	18	2		47	2
	26	5	5310-00-596-7691	66	12
5310-00-080-9786	66	19	5310-00-616-1739	52	28
5310-00-082-9786	15	2	5310-00-616-3777	43	18
	17	17		44	6
	88	15	5310-00-616-7998	33	11
5310-00-087-4652	33	10	5310-00-637-9541	9	16
5310-00-087-7493	18	12		11	4
	22	11		21	2
5310-00-098-1251	33	7		62	3
5310-00-167-0662	43	21		81	19
5310-00-167-0721	17	21	5310-00-655-9335	2	1
5310-00-176-8141	16	14	5310-00-656-0341	18	10
	17	33	5310-00-725-4712	53	2
5310-00-189-9145	38	29	5310-00-732-0558	18	1
	85	8		21	1
5310-00-207-9074	40	16		68	9
5310-00-208-5235	38	31		81	13
5310-00-208-0426	14	30	5310-00-732-0559	82	19
5310-00-208-9966	87	2	5310-00-739-2994	77	14
5310-00-209-0786	1	6		78	23
	16	32		79	24
	88	4	5310-00-761-5707	7	7
5310-00-209-4391	68	36	5310-00-761-6882	16	31
5310-00-225-3839	79	6		21	6
5310-00-260-7924	69	10		29	1
5310-00-261-7340	14	20		32	14
	26	2	5310-00-761-6882	32	14
	70	17		40	1
5310-00-269-6250	26	9		41	1
5310-00-276-2975	45	7		41	12
5310-00-285-5620	72	4		44	3
	72	11		46	10
5310-00-297-2540	14	25		88	3
	26	1	5310-00-768-0318	81	21
	26	4	5310-00-809-4061	21	3
5310-00-297-3251	1	1	5310-00-815-1097	24	15
5310-00-350-4989	6	15	5310-00-920-6653	6	4
	7	15		7	4
5310-00-359-5355	43	35	5310-00-826-8965	13	17
5310-00-407-9566	11	17		17	9
	22	10		17	32
	74	6	5310-00-832-9719	6	2
	75	7	5310-00-834-7606	6	14
	77	24		7	14
	78	7		24	16
	79	3		33	2
5310-00-471-3639	50	34	5310-00-834-8734	14	2
5310-00-515-8773	43	29	5310-00-838-6056	32	21
5310-00-527-3288	40	18	5310-00-839-3770	50	36
	43	19	5310-00-051-2674	35	1
5310-00-543-5626	71	1		88	14
5310-00-550-1130	17	10	5310-00-854-8011	51	16
	33	8	5310-00-880-5977	25	6
	38	36		27	3
	40	2		28	3
	41	13		43	30
	46	11		44	10
	40	8		71	11
	48	17	5310-00-889-2623	51	15
	65	7	5310-00-901-0278	53	3
	66	26	5310-00-901-0279	16	15
5310-00-550-1645	34	4		17	34
5310-00-550-2379	66	2	5310-00-903-5966	71	9
5310-00-576-5752	16	11	5310-00-924-5897	6	7
5310-00-579-3454	1	2	5310-00-933-7232	26	10
5310-00-582-5965	25	3	5310-00-933-7238	42	1
	27	2	5310-00-933-8122	68	16
	35	2	5310-00-934-9758	6	13
	52	29		7	13
	52	29		16	10
	60	23	5310-00-934-9760	52	23
	71	3	5310-00-957-7127	18	14
5310-00-582-5965	73	3	5310-00-988-5716	35	7
	77	20	5310-00-989-5945	81	22
	78	2	5315-00-013-7137	48	11
	79	7	5315-00-054-4111	62	21
5310-00-584-5272	62	7		62	25
5310-00-584-7888	6	8	5315-00-054-5610	68	20
	7	8		68	29
5310-00-595-6057	74	12	5315-00-057-6607	18	9
	75	13	5315-00-058-3519	68	7

Section IV. NATIONAL STOCK NUMBER AND REFERENCE NUMBER INDEX

STOCK NUMBER	FIGURE NO.	ITEM NO.	STOCK NUMBER	FIGURE NO.	ITEM NO.
5315-00-081-6414	48	24	5925-00-300-4448	13	14
5310-00-168-2942	37	6	5925-00-300-4448	27	15
5315-00-169-8361	75	15		28	13
5315-00-169-8361	75	15		31	7
5324-00-171-2614	75	2		40	13
5315-00-187-9370	68	6	5930-00-498-2128	88	12
5315-00-188-0214	68	27	5930-00-905-9135	43	43
5315-00-221-6006	37	3	5930-00-960-7650	38	37
5315-00-358-9291	36	15		66	20
5315-00-472-6156	23	11		80	4
5315-00-616-5526	26	17	5930-00-967-8796	32	5
5315-00-781-1996	21	11	5935-01-040-1265	4	2
5315-00-8104761	73	6	5935-00-284-3366	4	4
5315-00-814-9424	23	23	5935-00-317-3116	20	6
5315-00-815-8840	66	3		55	1
5315-00-815-9499	26	16	5935-00-581-4099	4	3
5315-00-816-1794	26	8	5935-00-936-3605	27	10
	62	11	5935-00-962-2510	13	8
5315-00-842-3044	66	1	5940-00-310-2583	39	1
5315-00-852-2336	81	6	5940-00-310-2584	39	2
	83	1	5940-00-472-6040	39	8
5315-00-933-7242	57	11	5940-00-825-3697	85	
5315-00-933-7243	68	34	5945-00-251-7403	39	10
5315-00-933-7244	81	7	5945-09-937-0768	39	18
5315-00-956-5683	74	10	5950-00-627-6753	16	21
	75	9		46	13
5320-00-061-8213	1	12	5950-00-674-5783	13	16
5320-00-616-5244	66	7		27	15
5320-00-829-0493	25	5		28	12
5320-00-933-7945	38	10		40	15
	38	13	5965-00-867-4559	38	26
5320-00-995-1875	53	7	5975-00-006-0355	27	5
5325-00-930-2354	72	2	5975-00-079-4313	85	19
	72	5	5975-00-152-1075	46	5
5325-00-933-7940	54	12	5975-00-152-1095	17	13
5330-00-234-8572	71	5	597-00-158-8486	85	17
5330-00-290-9471	45	8	5975-00-159-0969	85	12
5330-00-351-6427	8	8	5975-00-178-1216	13	4
5330-00-360-5303	8	2		20	
	45	2		24	
5330-00-406-3224	68	25		43	
5330-00406-3225	68	18		46	
5330-00-454-7528	27	13		48	
5330-00-467-3553	41	23	5975-00-178-1216	66	14
5330-00491-1530	66	30		85	
5330-00-542-1800	41	10		85	10
5330-00-542-1806	40	9		88	
5330-00-599-9428	17	14	5975-00-179-0098	20	5
5330-00-703-1402	13	12		43	12
	28	11		43	37
	40	12		46	4
5330-00-704-0307	14	5		85	5
	14	7	5975-00-243-5861	5	17
5330-00-709-8535	48	9	5975-00-244-7807	16	30
5330-00-739-9087	30	35		38	44
5330-00-776-7568	5	3		36	49
5330-00-844-9319	52	21		66	16
5330-00-905-4411	50	26		71	17
	50	28	5975-00-280-7445	16	20
5330-00-933-5947	70	18	5975-00-280-8558	39	12
5330-00-933-7246	1	11		42	13
5330-00-933-7249	38	43	5975-00-395-2294	85	13
	85	18	5975-00-445-9926	46	2
5340-00-200-6139	24	4	5975-00-581-0768	28	5
	35	4	5975-00-642-8937	5	19
5340-00-297-6645	71	7	5975-00-644-3183	46	6
5340-00-297-6833	71	6	5975-00-681-0531	10	28
	6	21	597500-713-8321	28	10
5340-00-582-2741	2	5	5975-00-805-7433	38	i)
5340-00-664-1364	1	13	5975-00-839-5322	38	47
5340-00-703-0078	42	2	5975-00-840-5844	13	9
5340-00-703-0079	42	4		27	7
5340-00-823-5317	14	12		10	7
5340-00-874-9281	81	20		38	48
5340-00-916-6296	50	27	5975-00-899-7948	16	37
5340-00-933-5906	62	10	5975-00-899-8948	16	29
5340-00-933-5909	48	13	5975-00-973-6950	43	412
5340-00-950-8676	53	1	5977-00-359-9494	17	25
5355-00-031-1465	41	9	5977-00-708-3693	41	22
5355-00-181-1135	68	8	5999-00-672-9212	39	16
5365-00498-7026	82	2	5999-00-707-8706	29	17
5845-00-073-6615	59	24	6105-00-014-7565	49	
5905-00-359-5272	16	18	6105-00-136-8475	21	14
5910-00-367-8017	16	34	6105-00-930-8920	74	14
5910-00-538-2301	16	35	6105-00-930-8921	73	9
5920-00-1424824	59	8	6105-00-930-9426	11	23
5920-00-221-5665	39	5		30	41
5920-00-280-5003	39	3		18	19
5920-00-518-3208	59	14			

Section IV. NATIONAL STOCK NUMBER AND REFERENCE NUMBER INDEX

STOCK NUMBER	FIGURE NO.	ITEM NO.	STOCK NUMBER	FIGURE NO.	ITEM NO.
6105-00-953-1399	58	28	6680-00-152-8259	23	12
6105-00-961-1632	14	21	6680-00-460-3846	52	26
6110-00-405-4083	59	4	6680-00-930-8384	51	7
6110-00-484-3459	53		6680-01-247-0764	52	22
6110-00-951-9824	39	14	6685-00-063-9722	42	12
6145-00-189-6695	5	18	6685-00-453-5306	52	18
6145-00-310-2593	43	41	6685-00-472-5764	24	2
6145-00-310-2598	43	40		24	8
	48	4	6685-00-698-6805	50	5
6145-00-310-2590	48	5		52	11
6145-00-310-2593	48	6	6685-00-949-3339	24	21
6145-00-519-2821	4	5	6685-00-949-4876	17	8
6220-00-548-0134	54	19		32	11
6240-00-143-7513	54	20	6685-00-961-9821	42	11
6240-00-155-7878	54	13	8305-00-261-8850	32	19
6250-00-133-7604	54	16	9330-00-463-5954	53	6
6645-00-917-6140	59	25	9340-00-903-6160	50	29
6645-00-917-6225	38	28			
	54	6			

Change 4 4-6

Section IV. NATIONAL STOCK NUMBER AND REFERENCE NUMBER INDEX

STOCK NUMBER	MFG. CODE	FIGURE NO.	ITEM NO.	STOCK NUMBER	MFG. CODE	FIGURE NO.	ITEM NO.
AL129REVA	45035	11	5	MILR1670	81349	89	4
AN335-4	88044	44	3	MILW 530 TYPE 111			
AN365-1024C	88044	40	16	CLASS 4	81439	71	8
AN565B10-6	88044	82	20	MILZZH601 GRADE 1	81349	50	
AN915-8STD	88044	71	24	MILZZH601 GRADE 1	81349	50	8
AX48-3	81300	73	1	MILZZH601 GRADE 1	81349	52	2
A2323A1	30703	54	6	ML148	29679	21	12
A24PT	12793	14	14	ML25	29679	23	12
A3-3	81300	79	1	ML5	29679	26	11
A35-3	81300	78	5	ML89	29679	23	13
A35-4	81300	75	1	MS-24587-5	96906	9	11B
A4864	29633	20	8	MSS530-21	08288	88	10
A4865	29633	20	2	MSS5305-33	08288	66	18
A53-3	81300	77	11	MSS5310-9	08288	88	3
A53-4	81300	74	4	MSS5310-40	08288	62	12
A6845	04255	17	2	MSS4030-6	08288	1	9
BAF1-2RNLH	91929	66	20	MSS4030-6	08288	24	18
BAF1-2RNLH	91929	80	4	MSS4710-1	08288	9	14
BX85-3	81300	6	21	MSS5305-10	08288	24	1
B659	64104	14	30	MSS5305-10	08288	24	11
B70550STRTOT3PH24V	01121	59	22	MSS5305-10	08288	33	1
C172A	79466	14	10	MSS5305-21	08288	29	3
C40A213EVEG0025				MSS530-21	08288	43	20
E515MOO35E4POLE	10983	88	12	MSS5305-21	08288	51	14
C4316	29633	20	1	MSS5305-23	08288	47	1
C4954	29633	22	3	MSS5305-23	08288	48	7
C68055	60883	38	11	MSS5305-23	08288	48	25
C62504	80510	50	34	MSS5305-23	08288	50	2
DA12706-2	15472	44	17	MSS5305-29	08288	21	5
DA2073	49200	62	20	MSS5305-33	08288	27	11
DA2339	49200	62	9	MSS5310-31	08288	44	10
DS12706-2	15472	8		MSS5310-32	08288	32	21
DS70G	15235	28	5	MSS5310-6	08288	17	9
D760347	04773	27	21	MSS5310-6	08288	17	32
D760347	04773	28	14	MSS3510-7	08288	14	25
D8547-1	49200	62	27	MSS5310-9	08288	1	1
D8553	49200	62	28	MSS5310-10	08288	14	2
EPA	38797	2	5	MSS5310-31	08288	1	2
FB4444	76871	81	20	MSS5310-61	08288	2	2
FCN1-5-8IN X 3/4 IN	71041	21	9	MSS5910-01	08288	16	34
FFN	81348	52	28	MSS5920-02	08288	39	5
FIG 20	34494	43	28	MSS5935-01	08288	13	8
F4334	29633	20	7	MSS5940-12	08288	39	8
F80PLP-25-60	76444	17	27	MSS5975-10	08288	66	16
GASK 470	15235	38	43	MSS5975-10	08288	71	17
GASK 470	15235	38	18	MSS6240-1	08288	54	13
GASK 571	15235	85	13	MS15003-1	96906	26	18
GASK 572	15235	85	33	MS15003-1	96906	70	10
GC1 TYPE 9446	03743	5	17	MS15795-315	96906	74	12
H134	04255	9	7	MS15795-315	96906	75	13
H134	04255	16	3	MS15795-811	96906	25	6
H173A	79466	14	4	MS15795-811	96906	27	3
H337MI	79466	14	3	MS15795-811	96906	28	3
H440M	81718	14	5	MS15795-811	96906	71	11
H6213-84	46175	74	29	MS20066-166	96906	48	24
H769M	79466	14	7	MS20066-229	96906	74	10
JC30	81348	5	18	MS20066-229	96906	75	9
J1211-5-23	76005	11	11	MS20068-102	96906	21	11
J3BA178P	58417	9	17	MS20470A5-5	96906	71	5
LB3170	15235	43	38	MS20470B8-10	96906	66	7
LB3170	15235	46	8	MS206L3-4P3	96906	1	12
LL032U	04009	13	14	MS20613-6P6	96906	25	5
LL032U	04009	27	16	MS20725-10	96906	4	13
LL032W	04009	31	1	MS21318-14	96906	37	33
LL032U	04009	31	7	MS24621-32	96906	22	9
LL032U	04009	40	13	MS24630-36	96906	55	2
LLU32U	04009	28	13	MS24630-36	96906	56	6
MBOES169525	96906	8	1	MS24665-172	96906	68	6
MBOES169525	81348	45	1	MS24665-283	96906	66	1
MBOES420427	08288	31	6	MS24665-285	96906	62	11
MBOES420465	81349	88	1	MS24665-814	96906	48	11
MBOES424504	81349	70	1	MS24692-210	96906	68	20
MBOES424509	08288	31	3	MS27020-9	96906	50	31
MBOES446485	81348	62	8	MS27021-9	96906	4	9
MDM10	71400	59	8	MS27021-10	96906	4	14
MIL-C-27487	96906	9	11C	MS27022-8	96906	5	2
MIL-H-13444	81349	9	11A	MS27022-9	96906	4	17
MILB857 TYPE 2 STYLE A	81349	69	10	MS27022-9	96906	14	13
MILC40624	81349	89	3	MS27022-10A	96906	86	5
MILF15049	81349	16	4	MS27025-9	96906	4	8
MILF15049	81349	16	5	MS27026-8	96906	5	4
MILLZZH601 GRADE 1	81439	71		MS27028-9	96906	14	12
MILP18174TYPE1 SIZE 1-40 IN NPT	81349	52	5				

Section IV. NATIONAL STOCK NUMBER AND REFERENCE NUMBER INDEX

<u>REFERENCE NUMBER</u>	<u>MFG. CODE</u>	<u>FIGURE NO.</u>	<u>ITEM NO.</u>	<u>REFERENCE NUMBER</u>	<u>MFG. CODE</u>	<u>FIGURE NO.</u>	<u>ITEM NO.</u>
MS27030-5	96906	4	15	MS35338-82	96906	24	23
MS27183-13	96906	18	12	MS35338-82	96906	28	2
MS27183-13	96906	22	11	MS35338-82	96906	29	2
MS27183-15	96906	21	3	MS35338-82	96906	51	5
MS27183-15	96906	26	6	MS35338-82	96906	71	10
MS35190-273	96906	65	6	MS35338-82	96906	81	18
MS35206-265	96906	38	14	MS35338-159	96906	68	16
MS35206-265	96906	39	4	MS35291-8	96906	79	6
MS35206-267	96906	14	28	MS35340-41	96906	50	36
MS35206-276	96906	37	4	MS35340-48	96906	24	16
MS35206-283	96906	31	2	MS35340-48	96906	33	2
MS35207-259	96906	38	27	MS35649-202	96906	6	13
MS35214,32	96906	50	35	MS35649202	96906	7	13
MS35215-55	96906	66	11	MS35640202	96906	16	10
MS36241-120	96906	48	26	MS35649204A	96906	52	23
MS3526563	96906	24	17	MS35690-605	96906	81	16
MS35265-63	96906	33	4	MS35690-606	96906	2	1
MS35265-64	96906	16	25	MS35690803	96906	81	21
MS35265-66	96906	13	13	MS35691-1	96906	35	1
MS35265-66	96906	28	9	MS35691-35	96906	81	22
MS35376-277	96906	88	16	MS35691608	96906	18	10
MS35291-1	96906	24	22	MS35782-3	96906	50	32
MTS35291-5	96906	71	41	MS35810-34	96906	66	3
MS352916	96906	71	2	MS35822-26	96906	71	47
MS35291-7	96906	35	3	MS35842-2	96906	50	6
MS35291-8	96906	52	30	MS35842-2	96906	52	1
MS35291-8	96906	78	1	MS35842-11	96906	71	27
MS35291-10	96906	32	15	MS35918	96906	77	19
MS35291-115	96906	62	6	MS39162-3	96906	9	8
MS35292-114	96906	2	15	MS39230-2	96906	44	16
M1S35292-114	96906	77	16	MS39255A38	96906	18	6
MS35292-114	96906	78	25	MS4590416	96908	26	5
MS35292-114	96906	79	25	MS45904-58	96908	53	3
MS35297-62	96906	26	7	MS4590460	96906	66	19
MS35307-38	96906	15	5	MS45904-70	96906	15	2
MS35307-38	96906	17	35	MS45904-70	96906	17	71
MS35307-357	96906	68	34	MS45904-70	96906	88	15
M1S35333-25	08288	47	2	MS45904-74	96906	16	15
MWIS35338-39	96906	16	11	MS45904-74	96906	17	34
MS35333-40	96906	17	10	MS45904-78	96906	18	2
MS35333-40	96906	33	8	MS45904-87	96906	35	7
MS35333-40	96906	38	36	MS51021-66	96906	69	2
MS35333-40	96906	40	2	MS5102183	96906	68	26
M335333-40	96906	41	13	MS51922-1	96906	33	7
MS35333-40	96906	48	8	MS51922-17	96906	14	16
MS35333-40	96906	48	17	MS51922-17	96906	14	19
MS35333-40	96906	57	4	MS51922-17	96906	33	10
MS35333-40	96906	65	7	MS51922-1	96906	6	2
MS35333-40	96906	66	26	MS51952-2	96906	16	8
MS35334-21	96906	33	11	MS519554	96906	68	32
MS35334-25	96906	51	16	MS51957-43	96906	51	1
MS35334-127	96906	14	1	MS5195761	96906	51	4
MS25225-19	96906	88	4	MS5195983	96906	68	22
MS35335-32	96906	66	12	MS51959-83	96906	33	9
MS35335-33	96906	1	6	MS51963-35	96906	82	17
MS35335-33	96906	16	32	MS5196382	96906	48	22
MS35338-6	96906	85	2	MS51963-88	96906	18	7
MS35338-43	96906	42	21	MS51963-88	96906	26	14
MS35338-44	96906	25	3	MS51964-41	96906	21	8
MS35338-44	96906	27	2	MS51967-2	96906	16	31
MS35338-44	96906	35	2	MS51967-2	96906	21	6
MS35338-44	96906	52	29	MS51967-2	96906	29	1
MS35338-44	96906	68	23	MS51967-2	96906	32	14
MS35338-44	72869	71	3	MS51967-2	96906	40	1
MS35338-44	96906	75	7	MS51967-2	96906	41	1
MS35338-44	96906	77	20	MS51967-2	96906	41	12
MS35338-44	96906	78	2	MS519678	96906	18	1
MS35338-44	96906	79	7	MS519678	96906	21	1
MS35338-45	96906	22	10	MS51967-8	96906	68	9
MS35338-45	96906	74	6	MS51967-8	96906	81	13
MS35338-45	96906	77	24	MS519688	96906	82	19
MS35338-45	96906	78	7	MS51971-1	96906	71	9
MS35338-45	96906	79	3	MS1973-51	96906	17	23
MS35338-46	96906	9	16	MS61017-48	96906	48	20
MS35338-46	96906	11	4	MS90725-3	96906	1	5
MS35338-46	96906	14	20	MS90725-3	96906	15	1
MS35338-46	96906	21	2	MS90725-3	9690	17	16
MS35338-46	96906	62	3	MS90726-3	9690w	33	15
MS35338-46	96906	81	19	MS90725-5	96906	35	5
MS35338-46	96906	62	7	MS90725-5	96906	51	8
				MS90725-6	96906	13	17

Section IV. NATIONAL STOCK NUMBER AND REFERENCE NUMBER INDEX

REFERENCE NUMBER	MFG. CODE	FIGURE NO.	ITEM NO.	REFERENCE NUMBER	MFG. CODE	FIGURE NO.	ITEM NO.
MS90725-60	96906	9	15	T17	15235	43	42
MS90725	96906	74	1	T27	15235	38	42
MS90725-62	96906	11	3	T27	15235	38	47
MS90725-62	96906	14	17	V4001B1L1	40931	42	20
MS90725-62	96906	18	3	W-C-596142-1	81348	4	2
MS90725-62	96906	48	16	WF408 TYPE 1 CLASS 2			
MS90725-66	96906	62	2	KIND 1	81349	38	44
MS90726-58	96906	70	16	WWC563 SIZE 1-2	81349	20	
MS90726-65	96906	74	13	WWC563 SIZE 1-2	81348	24	
MS90726-107	96906	16	33	WWC563 SIZE 1-2	81349	48	2
MS90726-107	96906	38	35	WWC563 SIZE 3-4	81349	20	
MS90726-117	96906	78	24	WWC563	81348	43	
MS90728-66	96906	33	12	WWC563	81349	46	
MS90728-185	96906	6	9	WWC571 SIZE 3-4 IN	81349	88	
MS90728-185	96906	7	9	WWN351 TYPE A	81348	17	29
MS90728-187	96906	6	3	WWN351 TYPE 1 SIZE 1-2 IN.			
MV100D5106B	06631	30	41	NPT	81348	52	10
M201311A	90192	75	3	WWN351-TYPE 1 SIZE 1-4 IN.			
M201311	90192	75	4	NPT	81348	52	16
M201397	90192	75	2	WWN351 TYPE 1	81349	71	26
M2047G	90192	73	3	WWN351	81348	16	9
M41SPEC23720	39709	24	2	WWP471 TYPE 1 SIZE 1-8			
M41SPEC23720	39709	24	8	NPTF	81348	50	14
M674	11583	41	23	WWP471 TYPE 1 SIZE 3-8			
N116494C28	79466	42	22	NPTF	81349	50	15
N47870C5	79466	41	19	WWP471A TYPE 2 STYLE C	81349	71	15
NAS671-8	88044	53	2	WWP471 TYPE 1	81348	17	3
NPD18	02695	77	27	WWP471 TYPE 1	81349	31	11
NPD18	02695	78	26	WWP471 TYPE 2 STYLE C			
NPD18	02695	79	26	SIZE 1-2 IN NPTF	81348	2	31
N752366	99539	89	2	WWP471 TYPE 2 STYLE C	81349	L4	23
OK18-3	11583	41	22	WWP471 TYPE 2 STYLE C	81349	14	24
OPE113A615ABP1	88422	49	3	WWP471	81348	JG	6
PD380	81336	5	19	WWP521 TYPE 1 SIZE 1 NPT	81349	50	18
PE113A616ABP1	88422	49	2	WWP521 TYPE 1 SIZE 1.500	81349	50	19
P11800	46175	73	9	WWP521 TYPE 2 SIZE 1-1-2			
P11801	46175	74	14	NPT	81349	50	16
P9664-1	49200	62	29	WWP521 TYPE 2	81348	32	8
P212	36384	26	19	WWP471 TYPE C2 STYLE C	81348	44	15
P302N	00656	16	35	WWT775	81348	65	1
P631S	61349	17	8	WWT775	81349	68	3
P631S	61349	32	11	WWT775	81349	77	5
QQ1666	81349	35	4	WWT775	81349	77	10
QQS633 TYPE FS1019	81348	18	9	WWT775	81349	78	14
QQS633	81348	17	1	WWT775	81349	79	15
QQS5633	81349	44	7	WWT775	81349	78	19
QQS763	81348	51	15	WWT775	81349	79	21
QQS763	81348	68	36	WWT799A TYPE N	81348	43	
QS100M285	08484	4	7	WWT799A TYPE N	81348	43	14
QS100M285	08484	4	12	WWT799 CLASS II TYPE L	81348	43	
QS200M725	08484	11	1	X201	25021	1	4
REN15	71400	39	3	X217402A	90192	75	16
SATN4	71176	84	1	Z23363	01121	59	24
SCBB15	71041	21	10	00-13M	30703	31	28
SD1-1-8	93232	79	8	100 TYPE SET SST 2	92000	59	30
SD1-1-8	93232	79	10	100159-5NP	49200	66	37
SH1-1-8	93232	73	4	10035-75SS	49200	62	26
SH1-1-8	93232	77	21	100372	79466	43	16
SH1-1-8	01551	78	3	100376	79466	43	
SK1-1-8	93232	74	8	100376	79466	43	13
SK1-1-8	93232	77	26	100382	79466	43	43
SK1-i-8	93232	78	9	100450	79466	50	29
SK1-1-8	93232	79	5	100601001	45035	17	28
SP4550	24446	43	37	1010	70847	50	17
SP4550	24446	46	4	101121	79466	48	12
SYCZ178	06631	30	14	101123	79466	48	19
SYCZ1315	06631	30	24	101128	79466	48	13
SYCZ178	06631	30	17	10177H1036	15605	39	16
SYCZ195	06631	30	9	103247	79466	71	23
SYC1-196	06631	30	12	10452-20	49200	87	1
SYC1-1213	06631	30	11	10177H1023	15605	39	17
SYC177	06631	30	27	10913	25567	14	
SYC12-1	06631	29	5	11103X3	79470	68	2
SYC12-1275BR	06631	30	23	111A522AAP60	88422	49	4
SYC1316SS	06631	30	26	11-1142	15605	39	22
SYC1317BR	06631	30	28	11-1619-2	15605	39	19
SYC3-192	06631	30	15	11-482-2	15605	39	15
SYC3-192	06631	30	21	112	24981	36	25
SYC3-195	06631	30	10	116492	79466	40	11
SYC4-154	06631	30	22	116494	79466	40	5
SYC6Z1275	06631	30	20	116495	79466	50	4
SYC7-154	06631	30	35	116656	79466	50	20
SYG1126SS	06631	30	25	118377	79466	50	24
SYRA2-1	06631	30	13	118714	79466	50	22
S300	25567	14	35	11928	00000	9	4
TA27	15235	85	19				

Section IV. NATIONAL STOCK NUMBER AND REFERENCE NUMBER INDEX

<u>REFERENCE NUMBER</u>	<u>MFG. CODE</u>	<u>FIGURE NO.</u>	<u>ITEM NO.</u>	<u>REFERENCE NUMBER</u>	<u>MFG. CODE</u>	<u>FIGURE NO.</u>	<u>ITEM NO.</u>
101128	79466	48	13	3BQ46	93232	79	11
10177H1016	15605	39	16	310912	95879	77	6
103247	79466	71	23	310912	95879	78	15
10452-20	49200	87	1	310912	95879	79	16
10177H1023	15605	39	17	3121-10	45681	43	22
10915	25567	14	31	582-32	15472	0	5
11103X1	79470	68	2	31582-32	15472	45	5
111A522AAP60	88422	49	4	12058-31	15472	0	8
11-1142	15605	39	22	32059-31	15472	8	7
11-1619-2	15605	39	19	32059-31	15472	45	7
11-482-2	15605	39	15	321	59730	16	37
112	24981	36	25	321	59730	16	29
116492	79466	40	11	32158-31	15472	8	6
116494	79466	40	5	32158-31	15472	45	6
116495	79466	50	4	324901001	45035	17	25
116656	79466	50	20	32845	15472	45	2
118377	79466	50	24	32849-31	15472	8	2
118714	79466	50	22	3325x4	79470	44	9
11928	00000	9	4	3328X4	79470	9	3
119928	24617	44	2	3351A	53477	66	13
1230	24981	69	1	374A	19557	33	26
1250	59730	38	46	38A545161	29633	21	14
1268	26901	46	2	3870QD	91232	74	9
130605012	45035	17	14	39161-11	04009	31	10
132-1-4-4002B	88733	32	9	39161-12	04009	31	4
132802004	45035	17	15	399031076	45034	13	12
1334-8	15472	45	8	4AQ30	93232	78	4
141104-20	58417	87	2	4AQ82	93232	79	4
144157STD	0000	9	9	4A12-QQD	93232	74	7
1539	10941	14	36	4A34PD	93232	77	22
15641	14608	71	39	400X3	79470	77	3
15797PH	14608	53	1	103369	79466	43	9
159502001	45035	16	18	400X3	79470	78	12
1621-36-1	60883	11	7	400X3	79470	79	17
16278	70270	65	5	410 SIZE 1-4 IN	14959	32	13
1650	70270	2	15	410 SIZE 1-4 IN	14959	52	7
170	15235	85	12	410101003	45035	16	19
18355	92298	51	7	4158R1	26901	46	1
198MA14	79466	14	8	4176	59730	24	4
200X3	79470	77	2	42115	04009	31	9
200X3	79470	77	8	42118	04009	13	16
200X3	79470	78	11	42118	04009	27	15
200X3	79470	78	17	42118	04009	28	12
200X3	79470	79	13	42118	04009	40	15
200X3	79470	79	19	4230	59730	16	30
200-198REVA	96480	32	18	4300-50-500-6 INS	65092	24	21
21103-0	73168	43	43	444	82084	50	37
211181	90192	75	15	470	15235	43	39
211186	90192	75	5	47352	79466	13	6
213116	90192	76	12	4738-2-48	00624	61	4
22	77860	50	10	4738-4-48	00624	32	4
23-3112	15605	59	24	47540	79466	41	3
23-3113	15605	39	23	47416	79466	4	18
23-3114	15605	39	21	47484	79466	15	4
23370-31	15472	8	4	47543	79466	41	5
23370-31	15472	45	4	47620	60038	65	24
2387040260-81-2	45035	11	2	47857	79466	48	23
24C1	12673	88	2	47862	79466	4	4
2-4PRC	97576	65	4	47870	79466	41	14
24151-3-4	12673	88	6	47848	79466	40	12
25-3520	49200	66	5	47888	79466	9	11
25-3697	72869	66	31	47895	79466	14	
25-4187A	49200	66	30	47909	79466	41	10
25-4187A	49200	66	33	47910	79466	41	9
2556-4	01276	32	1	47950	29633	22	12
2556-4	01276	32	2	48X3	79470	6	5
2556-4	01276	32	3	48X3	79470	70	6
2556-4	01276	61	5	48X4A	79470	9	1
265V	59730	16	28	48021	79466	50	21
270	15235	85	17	49X3	79470	68	4
270	79470	14	22	49X3	79470	70	5
2704	49200	62	10	49283	79466	40	9
28329-00	15472	8	3	49364	79466	41	17
28329-00	15472	45	3	49367	79466	41	6
3AI2PD	03232	77	25	5K36F65046	88422	49	
3A34QD	93232	73	5	5K43GG3266	03510	14	21
3AQ30	01551	73	5	5-13-2090-32	81337	2S	1
3AQ44	93232	79	9	50810	79466	46	5
3AQ6	93232	75	8	5115X100DO	79470	43	
3AQ90	93232	70 8	5121	59730	20	5	

Section IV. NATIONAL STOCK NUMBER AND REFERENCE NUMBER INDEX

<u>REFERENCE NUMBER</u>	<u>MFG. CODE</u>	<u>FIGURE NO.</u>	<u>ITEM NO.</u>	<u>REFERENCE NUMBER</u>	<u>MFG. CODE</u>	<u>FIGURE NO.</u>	<u>ITEM NO.</u>
5889	25567	14	32	94779	79466	48	15
59-25-5A2G-	60883	48	5	94781	79466	27	5
59-255-AGR4	60883	43	40	94782	79466	27	13
59-255AGR4	60883	48	4	94783	79466	44	8
50050-1602-1-2DA	61349	42	11	94786	79466	44	11
6S6-24V	24446	54	20	6-1-1900-22A	72869	89	1
60	76022	36	24	6-1-1900-26A	81337	1	7
6087	25567	14	33	6-1-1900-28A	72869	25	4
6103D	25567	14	26	6-1-1900-48A	81337	2	4
6103GA	25567	14	67	6-1-1900-81A	81337	1	16
61196	79466	41	18	6-1-1900-82A	81337	15	3
621016005	45035	17	18	6-1-1900-87A	72869	71	25
63S	39305	43	35	6-1-1900-89A	72869	61	3
634-30102	45033	18	5	6-1-2900-91A	72869	85	21
63729	79466	48	21	6-1-1900-92A	72869	85	20
638-253-296	75138	16	21	6-1-1900-93A	72869	85	15
638-253-296	75138	46	13	6-1-1900-103A	72869	59	3
6477	25567	14	37	6-1-1900-105A	72869	61	1
6479A	25567	14	31	6-1-1900-107A	72869	59	1
649201115	45035	17	37	6-1-1900-110A	71869	59	2
67201	79466	41	21	6-1-1900-111A	72869	61	2
67203	79466	41	16	6-1-1900-113A	81337	5	5
67218	79466	14	11	6-1-1900-123A	81337	6	8
67223	79466	13	5	6-1-1900-123A	81337	7	8
67223	79466	48	3	6-1-1900-126A	72869	66	36
67250	88044	43	29	6-1-1900-127A	72869	66	35
67263	79466	41	20	6-1-1900-139A	81337	5	1
67265	79466	46	11	6-1-1900-142A	81337	5	20
67285	79466	47	3	6-1-1900-145A	81337	5	3
67286	79466	44	4	6-1-1900-151A	72869	85	7
67300	79466	42	16	6-1-1900-152A	72869	85	22
67302	79466	43	4	6-1-1900-153A	72869	85	23
67303	79466	42	19	6-1-1900-157A	72869	6	7
67304	79466	42	12	6-1-1900-157A	81337	7	7
67305	79466	42	18	6-1-1907-19-10A	72869	85	25
67309	79466	40	17	6-1-1907-19-11A	72869	43	17
67313	79466	42	13	6-1-1907-19-12A	72869	43	7
67315	79466	42	3	6-1-1907-19-15A	72869	43	15
67316	79466	42	1	6-1-1907-19-16A	72869	43	11
67317	79466	42	4	6-1-1907-19-19A	72869	43	34
67328	79466	41	4	6-1-1907-19-19A	72869	85	24
67354	79466	14	6	6-1-1907-19-20A	72869	43	5
68X3	79470	65	3	6-1-1907-19-4A	72869	43	6
681X4	79470	43	2	6-1-1907-19-6A	72869	43	8
69-2261	15605	39	25	6-1-1907-19-63A	72869	50	12
692S	93736	42	2	6-1-1907-19-69A	72869	43	10
69957	79466	43	21	6-1-1907-19-71A	72869	43	1
69X3	79470	65	2	6-1-1907-19-86A	71869	43	18
72C1	78229	16	26	6-1-1907-19-87A	72869	43	19
72-171-1-12	78229	16	24	6-1-1907-19-9A	72869	50	13
7410G	74545	27	10	6-1-1907-19-95A	81337	43	36
7411G	74545	4	3	6-1-1908-19-51A	72869	42	8
7420	74545	27	7	6-1-1908-19-54A	72869	42	17
7541	74545	4	4	6-1-1908-1955A	72869	42	15
755702131	45035	17	39	6-1-1909-19-33A	81337	28	4
7714	70903	48	6	6-1-1609-19-34A	81337	28	16
7724	25567	14	29	6-1-1909-19-40A	81337	28	8
79486	79466	50	25	6-1-1909-19-41A	81337	28	7
79487	79466	48	9	6-1-1909-19-42A	81337	28	6
8BXX146	78290	39	10	6-1-1909-19-39A	81337	28	10
80369	79466	42	6	6-1-1909-21-56A	81337	13	19
80370	79466	42	5	6-1-1909-21-56A	81337	27	23
80741	79466	46	15	6-1-1909-21-56A	81337	27	4
80901-511	72619	54	19	6-1-1909-21-574A	81337	27	20
811-2EE34	25567	14	18	6-1-1909-21-576A	81337	27	17
81114	79466	42	7	6-1-1909-21-577A	81337	27	19
842	59730	39	12	6-1-1909-21-578A	81337	27	18
8814	14959	16	7	6-1-1909-21-58A	81337	28	11
8981-2E	14959	52	15	6-1-1909-21-58A	81337	31	5
9013AMG6	90211	32	5	6-1-1909-21-62A	81337	27	6
90325	79466	43	32	6-1-1909-21-63A	81337	27	14
90326	79466	43	31	6-1-1909-21-62A3	81337	27	8
907-1-8	37239	42	9	6-1-1909-21-99A	81337	13	11
907-1-8	37239	43	3	6-1-1909-21-99A	81337	27	12
9115H168	15605	39	14	6-1-1910-20-10A	81337	32	16
91155	79466	43	24	6-1-1910-20-12A	72869	85	29
91558	79466	43	33	6-1-1910-20-13A	81337	32	17
91559	79466	43	23	6-1-1910-20-14A	81337	32	23
91563	79466	40	8	6-1-1910-20-21A	81337	32	20
91565C	79466	40	19	6-1-1910-20-32A	72869	85	26
9157788-94	00000	71	12	6-1-1910-20-33A	72869	85	30
91605	79466	50	30	6-1-1910-20-34A	72869	85	27
91791	79466	50	28	6-1-1910-20-35A	72869	85	28
91792	79466	50	27	6-1-1910-20-369A	81337	17	12
91793	79466	50	26	6-1-1910-20-40A	81337	32	6
94778	79466	48	14	6-1-1910-20-41A	81337	32	10

Section IV. NATIONAL STOCK NUMBER AND REFERENCE NUMBER INDEX

<u>REFERENCE NUMBER</u>	<u>MFG. CODE</u>	<u>FIGURE NO.</u>	<u>ITEM NO.</u>	<u>REFERENCE NUMBER</u>	<u>MFG. CODE</u>	<u>FIGURE NO.</u>	<u>ITEM NO.</u>
6-1-1910-20-34A	81337	32	12	6-1-1919-27-159A	72869	54	10
6-1-1910-20-45A	81337	32	7	6-1-1919-27-160A	72860	54	11
6-1-1910-20-49A	72869	30	2	6-1-1919-27-163A	72869	53	10
6-1-1910-20-50A	81337	24	13	6-1-1919-27-164A	72869	53	9
6-1-1910-20-51A	60883	29	4	6-1-1919-27-165A	72869	59	39
6-1-1910-20-539A	72869	38	19	6-1-1919-27-171A	72869	55	8
6-1-1910-20-540A	72869	38	20	6-1-1919-27-172A	72869	55	6
6-1-1910-20-541A	72869	38	18	6-1-1919-27-173A	72869	55	7
6-1-1910-20-542A	72869	38	17	6-1-1919-27-177A	72869	54	14
6-1-1910-20-56A	81337	33	14	6-1-1919-27-178	72869	54	15
6-1-1910-20-57A	81337	33	13	6-1-1920-27-1A	72869	53	
6-1-1910-20-634A	72869	50	23	6-1-1920-27-7A	72869	53	11
6-1-1910-20-8A	81337	32	19	6-1-1920-27-8A	72869	53	6
6-1-1911-20-2A	60883	24	12	6-1-1920-27-10A	72869	53	8
6-1-1912-12-21A	60883	28	15	6-1-1920-27-11A	72869	53	5
6-1-1912-21-10A	72869	85	16	6-1-1920-27-15A	72869	53	7
6-1-1912-21-13A	72869	85	10	6-1-1920-27-161A	72869	53	4
6-1-1912-21-15A	72869	85	9	6-1-1924-27-57A	72869	57	11
6-1-1912-21-23A	72869	27	22	6-1-1924-27-67A	72869	57	2
6-1-1912-21-35A	73869	88	5	6-1-1924-27-82A	72869	57	1
6-1-1912-21-38A	72869	87	5	6-1-1929-54A	72869	72	3
6-1-1912-21-40A	72869	87	6	6-1-1926-61A	81337	7	1
6-1-1912-21-41A	72869	46	7	6-1-1929-67A	81337	7	4
6-1-1912-21-47A	81337	5	16	6-1-1929-70A	72869	72	4
6-1-1912-21-67A	72869	87	11	6-1-1929-71A	72869	72	1
6-1-1912-21-79A	72869	88	7	6-1-1929-74A	72869	70	2
6-1-1912-21-84A	81337	5	7	6-1-1929-88A	81337	2	10
6-1-1912-21-88A	72869	88	9	6-1-1929-88A	72869	3	1
6-1-1912-90A	72869	85	11	6-1-1929-89A	81337	2	11
6-1-1912-21-92A	72869	88	11	6-1-1929-89A	81337	3	2
6-1-1912-21-93A	72869	88	8	6-1-1929-94A	81337	3	10
6-1-1912-21-94A	72869	88	13	6-1-1929-95A	81337	3	8
6-1-1912-21-95A	81337	5	15	6-1-1929-96A	81337	3	9
6-1-1912-21-98A	72869	88	17	6-1-1930-31-38A	72869	71	44
6-1-1916-26-1A	81337	1	15	6-1-1930-31-45A	72869	71	45
6-1-1916-26-26A	81337	1	10	6-1-1930-31-54A	72869	71	19
6-1-1916-26-26A	81337	2	6	6-1-1930-31-55A	72869	71	18
6-1-1916-26-26A	81337	3	6	6-1-1930-51-52A	72869	71	21
6-1-1916-26-28A	81337	2	7	6-1-1930-51-53A	72869	71	20
6-1-1916-26-4A	81337	1	8	6-1-1931-31-29A	72869	71	29
6-1-1916-26-9A	81337	1	11	6-1-1931-31-31A	72869	71	28
6-1-1918-26-16A	81337	i	13	6-1-1934-32A	72869	66	
6-1-1918-26-27A	81337	1	14	6-1-1934-32-2A	72869	66	8
6-1-1919-124A	72869	85	32	6-1-1934-32-3A	72869	66	10
6-1-1919-126A	72869	85	31	6-1-1934-32-4A	72869	66	27
6-1-1919-27A	72869	59	4	6-1-1934-32-5A	72869	66	6
8-1-1919-27-1394	72869	54	21	6-1-1934-32-6A	72869	66	4
6-1-1919-27-14A	72869	54	1	6-1-1934-32-8A	72869	66	9
6-1-1919-27-87A	72869	60	6	6-1-1934-32-01A	72869	66	22
6-1-1919-27-88A	72869	60	7	6-1-1934-32-25A	72869	66	14
6-1-1919-27-89A	72869	60	8	6-1-1934-32-34A	72869	66	21
6-1-1919-27-91A	72869	59	42	6-1-1934-32-36A	81337	13	3
6-1-1919-27-93A	72869	54	18	6-1-1934-32-36A	72569	66	15
6-1-1919-27-97A	72869	54	16	6-1-1934-32-38A	81337	13	1
6-1-1919-27-108A	72869	39	36	6-1-1934-32-38A	72869	66	17
6-1-1919-27-113A	72869	59	14	6-1-1934-32-43A	72869	66	2
6-1-1919-27-115A	72869	56	5	6-1-1935-32-11A	72869	66	24
6-1-1919-27-115A	72869	85	34	6-1-1935-32-15A	72869	66	29
6-1-1919-27-116A	72869	56	11	6-1-1935-32-16A	72869	66	34
6-1-1919-27-117A	72869	56	7	6-1-1935-32-18A	72869	66	25
6-1-1919-27-118A	72869	54	4	6-1-1635-32-19A	72869	68	13
6-1-1919-27-119A	72869	60	4	6-1-1935-32-19A	72869	66	28
6-1-1919-27-120A	72869	55	9	6-1-1935-32-21A	72869	66	32
6-1-1919-27-121 A	72869	5	3	6-1-1936-33-30A	81337	2	17
6-1-1919-27-122A	72869	55	4	6-1-1936-33-30A	72869	77	16
6-1-1919-27-123A	72869	55	5	6-1-1936-33-37A	72869	74	3
6-1-1919-27-124A	72869	56	4	6-1-1936-3-56A	72869	74	2
6-1-1919-27-125A	72869	56	10	6-1-1936-33-57A	72869	77	28
6-1-1919-27-126A	72869	56	3	6-1-1936-13-86A	72869	81	23
6-1-1919-27-127A	72869	56	9	6-1-1936-33-88A	72869	77	18
6-1-1919-27-130A	72869	56	8	6-1-1936-33-89A	72869	77	17
6-1-1919-27-131A	72869	60	1	6-1-1936-33-90A	72869	81	7
6-1-1919-27-134A	72869	59	34	6-1-1936-33-97A	72869	81	6
6-1-1919-27-135A	72869	54	9	6-1-1936-33-92A	72869	77	15
6-1-1919-27-136A	72869	54	17	6-1-1936-33-97A	72869	81	9
6-1-1919-27-146A	72869	60	2	6-1-1936-33-97A	72869	81	14
6-1-1919-27-146A	72869	60	3	6-1-1936-33-100A	72869	77	12
6-1-1919-27-1418A	72869	594	22	6-1-1936-33-103A	72869	81	10
6-1-1919-27-149A	72869	54	2	6-1-1936-33-104A	72869	77	14
6-1-1919-27-150A	72869	59	35	6-1-1936-33-105A	60883	77	4
6-1-1919-27-151A	72869	54	8	6-1-1936-33-105A	72869	77	9
6-1-1919-27-151A	72869	54	5	6-1-1936-33-114A	72869	77	13
6-1-1919-27-134A	72869	56	1	6-1-1936-38-14A	72869	52	27
6-1-1919-27-155A	72869	56	2	6-1-1943-33-60A	72869	81	27
6-1-1919-27-156A	72869	c0	5				
6-1-1919-27-158A	72869	54	12				

Section IV. NATIONAL STOCK NUMBER AND REFERENCE NUMBER INDEX

<u>REFERENCE NUMBER</u>	<u>MFG. CODE</u>	<u>FIGURE NO.</u>	<u>ITEM NO.</u>	<u>REFERENCE NUMBER</u>	<u>MFG. CODE</u>	<u>FIGURE NO.</u>	<u>ITEM NO.</u>
6-1-1943-3-61A	72869	8	18	6-1-1978-124A	81337	6	16
6-1-1943-33-71A	72869	82	3	6-1-1978-124A	81337	7	16
6-1-1943-33-72A	72889	82	2	6-1-1978-124-1A	81337	6	18
6-1-1943-33-77A	72889	83	1	6-1-1978-124-1A	81337	7	18
6-1-1943-33-112A	72869	82	4	6-1-1978-124-2A	81337	6	21
6-1-1947-35-6A	72889	68	14	6-1-1978-124-2A	81337	7	21
6-1-1947-35-7A	72869	68	11	6-1-1978-124-4A	81337	6	19
6-1-1947-35-9A	72869	68	12	6-1-1978-124-4A	81337	7	19
6-1-1947-35-10A	72869	68	21	6-1-1978-124-5A	81337	6	20
6-1-1947-35-12A	72869	68	31	6-1-1978-124-5A	81337	7	20
6-1-1947-35-71A	72869	71	16	6-1-1978-28A	81337	6	17
6-1-1947-35-74A	72869	70	15	6-1-1978-28A	81337	7	17
6-1-1948-35-2A	72869	68	8	6-1-1978-28-2A	81337	25	17
6-1-1948-35-3A	72869	68	10	6-1-1978-28-3A	81337	6	15
6-1-1948-35-5A	72869	68	19	6-1-1978-28-3A	81337	7	15
6-1-1948-35-14A	72869	68	30	6-1-1978-28-8A	81337	25	9
6-1-1948-35-15A	72869	68	7	6-1-1978-29-5A	81337	25	8
6-1-1948-35-17A	72869	68	34	6-1-1981-119	01551	7	10
6-1-1948-35-18A	72869	68	37	6-1-1981-120A	81337	6	11
6-1-1949-34A	72869	68	33	6-1-1981-120	01551	77	11
6-1-1949-35-21A	72869	68	38	6-1-1981-121A	81337	6	12
6-1-1949-35-22a	72869	69	3	8-1-1981-121	01551	7	12
6-1-1949-35-23a	72869	68	4	6-1-2302-25A	81337	9	5
6-1-1950-35-42A	72869	68	1	6-1-2302-25A	81337	16	1
6-1-1950-35-44A	72869	71	13	6-1-2302-25-A1	81337	9	12
6-1-1950-35-46A	72869	71	14	6-1-2302-25-2A	81337	9	6
6-1-1950-35-47A	72869	68	28	6-1-2302-25-2A	81337	16	2
6-1-1950-35-48A	72869	68	17	6-1-2302-25-4A	81337	9	10
6-1-1950-35-95A	72869	68	24	6-1-2304-20-240A	81337	18	15
6-1-1950-35-52A	72869	70	18	6-1-2304-245A	81337	18	16
6-1-1950-35-53A	72869	68	18	6-1-2304-20-252A	81337	18	18
6-1-1950-35-54A	72869	68	25	6-1-2304-20-259A	81337	18	17
6-1-1950-35-65A	72869	70	17	6-1-2304-20-260A	81337	18	14
6-1-1950-35-67A	72869	68	27	6-1-2304-20-261A	81337	18	8f
6-1-1956-37-19A	72869	62	13	6-1-2304-20-521A	81337	18	11
6-1-1961-38-1A	72869	52	32	6-1-2304-28-522A	81337	18	13
6-1-1961-38-17A	72869	51	19	6-1-2304-28-524A	81337	18	4
6-1-1961-38-20A	72869	51	18	6-1-2308-20-100A	81337	24	15
6-1-1961-38-23A	72869	51	2	6-1-2308-20-95A	81337	24	19
6-1-1961-38-28A	72869	51	6	6-1-2308-28-96A	81337	24	20
6-1-1961-38-29A	72869	51	9	6-1-2312-20-199A	72869	36	15
6-1-1961-38-30A	72869	51	20	6-1-2319-20-261A	72869	38	12
6-1-1961-38-30A	72869	52	24	6-1-2319-20-269A	72869	38	10
6-1-1961-38-31A	72869	51	10	6-1-2319-20-269A	72869	38	13
6-1-1961-38-32A	72869	52	26	6-1-2319-20-270A	72869	38	9
6-1-1961-38-33A	72869	51	17	6-1-2319-20-271A	72869	38	
6-1-1961-38-34A	72869	52	14	6-1-2322-20-78A	81337	26	12
6-1-2961-38-35A	72869	52	12	6-1-2322-20-80A	81337	26	15
6-1-1961-38-36A	72869	52	3	6-1-2322-20-81A	81337	26	16
6-1-1961-38-38A	72869	52	13	6-1-2322-20-82A	81337	26	8
6-1-1961-38-39A	72869	52	8	6-1-2322-20-83A	81337	26	13
6-1-1961-38AA	72869			6-1-2322-20-84A	81337	26	10
6-1-1961-38-41A	72869	51	3	6-1-2322-20-85A	81337	26	98
6-1-1961-38-43A	72869	52	6	6-1-2322-20-87A	81337	26	17
6-1-1961-38-46A	72869	51	11	6-1-2322-20-91A	81337	26	2
6-1-2961-38-50A	72869	51	12	6-1-2322-20-92A	81337	26	1
6-1-1961-38-53A	72869	52	4	6-1-2322-20-92A	81337	26	4
6-1-1961-38-57A	72889	52	9	6-1-2324-20-120A	72869	38	38
6-1-1981-38-61A	72869	51	13	6-1-2324-20-121A	72869	37	34
6-1-1961-38-8A	72869	52	18	6-1-2328-20-101A	72869	38	24
6-1-1963-38-12A	72889	52	17	6-1-2328-20-102A	72869		
6-1-1963-38-15A	72859	52	20	6-1-2328-20-104A	72869	38	22
6-1-1963-38-16A	72869	52	21	6-1-2338-20-548A	72869	38	15
6-1-1963-38-9A	72869	52	19	6-1-2238-20-75A	72869	38	23
6-1-1970-47A	72889	70	7	6-1-2328-20-76A	72869	38	16
6-1-1970-47-1A	72869	70	13	6-1-2328-20-77A	81337	26	3
6-1-1970-47-3A	72889	70	12	6-1-2328-20-93A	81337	24	9
6-1-1970-47-5A	72869	70	11	6-1-2328-20-93A	81337	24	24
6-1-1970-47-6A	72869	79	9	6-1-2328-20-94A	81337	24	14
6-1-1971-48-1A	82337	6	5	6-1-2329-20-123A	72869	37	1
6-1-1971-48-2A	81337	6	6	6-1-2329-20-123A	72869	37	7
6-1-1971-48-2A	81337	7	6	6-1-2329-20-128A	72889	37	9
6-1-1971-48-11	01551	7	5	6-1-2329-20-136A	72889	37	6
6-1-1974-50A	81337	2	12	6-1-2329-20-1387A	72869	37	2
6-1-1972-50A	81337	3	3	6-1-2339-20-138A	72869	37	3
6-1-1974-50-17A	81337	3	4	6-1-2329-20-139A	72869	37	8
6-1-1974-50-18A	81337	3	7	6-1-2329-28-513	72869	37	5
6-1-1974-50-22A	81337	3	5	6-1-2330-30-144A	81337	21	13
6-1-1978-28-1A	72869	71	4	6-1-2330-20-155A	81337	21	7
6-1-1978-52-5A	72869	65	8	6-1-2337-1-511A	81337	39	13
6-1-1978-124-2A	72869	71	6	6-1-2337-28-454A	72869	39	
6-1-1978-134-2A	81337	6	21	6-1-2337-20-454A	72869	39	28
6-1-1978-124-3A	72869	71	7				
6-1-1978-124-8A	72869	71	1	6-1-2337-20-456A	81337	20	4
6-1-1978-1124-7A	81337	6	14	6-1-2337-20-457A	81337	20	3
6-1-1978-1124-7A	81337	7	14	6-1-2337-20-488A	81331	24	5
				6-1-2337-20-458A	72869	85	4

Section IV. NATIONAL STOCK NUMBER AND REFERENCE NUMBER INDEX

<u>REFERENCE NUMBER</u>	<u>MFG. CODE</u>	<u>FIGURE NO.</u>	<u>ITEM NO.</u>	<u>REFERENCE NUMBER</u>	<u>MFG. CODE</u>	<u>FIGURE NO.</u>	<u>ITEM NO.</u>
6-1-2337-20-459A	72869	38	49	6-1-2981-33-101A	72889	83	18
6-1-2337-20-460A	72869	38	41	6-1-2981-33-102A	72869	73	7
6-1-2337-20-462A	81337	16	27	6-1-2981-33-103A	72869	73	8
6-1-2337-20-463A	72869	39	11	6-1-2981-33-104A	01551	79	24
6-1-2337-20-468A	81337	13	2	6-1-2981-33-104A	81337	2	16
6-1-2337-20-468A	72869	38	45	6-1-2981-22-104A	72869	78	23
6-1-2337-20-466A	81337	24	7	6-1-2981-33-104A	72869	83	12
6-1-2337-20-466A	72869	48	1	6-1-2981-33-105A	01551	78	13
6-1-2337-20-467A	72869	39	50	6-1-2981-33-105A	01551	78	18
6-1-2337-20-468A	81337	24	6	6-1-2981-33-105A	01551	79	14
6-1-2337-20-468A	72869	85	6	6-1-1981-33-105A	01551	79	20
6-1-2337-20-469A	72869	38	48	6-1-2981-33-106A	01551	79	18
6-1-2337-20-471A	72869	85	3	6-1-2981-33-107A	72869	78	10
6-1-2337-20-478A	72869	39	1	6-1-2981-33-108A	72869	80	3
6-1-2337-20-480A	72869	38	37	6-1-2981-33-112A	72869	73	27
6-1-2337-20-482A	81337	11	23	6-1-2981-33-112A	72869	75	10
6-1-2337-20-488A	72869	39	2	6-1-2981-33-112A	72869	78	29
6-1-2337-20-492A	72869	39	6	6-1-2981-33-111A	01551	79	23
6-1-2337-20-493A	72869	39	9	6-1-2981-33-114A	72869	78	22
6-1-2337-20-496A	81337	24	3	6-1-2981-33-114A	72869	83	19
6-1-2337-20-496A	72869	39	26	6-1-2981-33-115A	72869	80	2
6-1-2337-20-48A	72869	39	27	6-1-2981-33-116A	72869	80	5
6-1-2337-20-501A	72869	38	33	6-1-2981-33-117A	72869	78	28
6-1-2337-20-503A	72869	38	32	6-1-2981-33-118A	72869	80	1
6-1-2337-20-505A	72869	38	34	6-1-2981-33-120A	72869	80	7
6-1-2337-20-508A	72869	38	38	6-1-2981-33-121A	72889	80	6
6-1-2337-20-509A	72869	38	29	6-1-2981-33-129A	72869	83	13
6-1-2337-20-509A	72869	85	8	6-1-2981-33-131A	72869	83	14
6-1-2337-20-512A	72869	39	7	8-1-2981-33-132A	72869	73	28
6-1-2337-20-526A2	72869	38	40	6-1-2981-33-132A	72869	75	11
6-1-2337-20-528A	72869	38	39	6-1-2981-33-132A	72869	78	30
6-1-2339-20-352A	81337	33	3	6-1-2981-33-132A	72869	83	9
6-1-2361-20-293A	81337	33	17	6-1-2981-33-133A	81337	3	14
6-1-2361-20-259A	81337	33	16	6-1-2981-33-134A	81337	3	15
6-1-2363-20-395A	81337	16	13	8-1-2885-33-93	81337	75	14
6-1-2363-20-370A	81337	17	24	6-1-2988-33-57A	01551	79	27
6-1-2363-20-372A	81337	17	30	6-1-2988-33-57A	01551	78	27
6-1-2363-20-377A	81337	17	26	6-1-2988-33-37A	01551	3	13
6-1-2363-20-379A	81337	16	23	6-1-2988-33-56A	01551	3	12
6-1-2363-20-383A	81337	17	19	6-1-646-8-1A	72869	4	10
6-1-7363-20-384A	81337	17	13	6-1-733-1-13A	72869	50	9
6-1-2363-20-390A	81337	16	17	6-1-733-1-19A	72869	46	3
6-1-2363-20-393A	81337	17	36	6-1-733-2-28A	72869	40	18
6-1-2363-20-403A	81337	17	4	6-1-733-1-30A	72869	44	6
6-1-2363-20-403A	81337	17	22	6-1-733-1-32A	72869	40	8
6-1-2383-20-404A	81337	16	22	6-1-733-1-33A	72689	46	10
6-1-2363-20-404A	81337	17	6	6-1-733-1-35A	72869	41	2
6-1-2362-20-406A	81337	17	20	6-1-733-1-35A	72869	43	30
6-1-2363-20-407A	81337	17	31	6-1-733-1-55A	72869	43	23
6-1-2383-20-409A	81337	16	16	6-1-733-1-72A	72869	43	27
6-1-2363-20-410A	81337	17	7	6-1-737-1-2-1A	79466	48	10
6-1-2383-20-411A	81337	17	21	6-1-737-1-2-1	79466	48	28
6-1-2363-20-415A	81337	16	14	6-1-737-1-2-13A	72869	44	13
6-1-2363-20-415A	81337	17	33	6-1-737-1-2-2A	72869	48	27
6-1-2363-20-421A	81337	17	5	6-1-742-1-8-1A	72869	41	7
6-1-2363-29-404A	81337	16	12	6-1-742-1-8-10A	72869	41	11
6-1-2363-20-418A	60083	16	20	6-1-742-1-8-11A	72869	41	8
6-1-2371-20-425A	81337	11	6	6-1-743-2-7	81337	14	9
6-1-2371-20-427A	81337	11	19	6-1-744-2-9-10A	81337	40	14
6-1-2371-20-429A	81337	11	18	6-1-744-2-9-10A	81337	31	6
6-1-2371-20-442A	81337	11	10	6-744-2-9-10IA	81337	13	15
6-1-2371-20-448A	81337	11	17	6-1-743-2-18A	81337	13	4
6-1-2518-146-14A	81337	2	9	6-1-744-2-9-11A	81337	13	7
6-1-2518-148-10A	81337	2	3	6-1-714-2-9-11A	72869	40	10
6-1-2518-148-16A	81337	2	8	6-1-744-2-9-12A	81337	13	10
6-1-2981-33-37A	81337	3	17	6-1-744-2-9-12A	81337	27	9
6-1-2981-33-52A	72869	77	1	6-1-744-2-9-2A	81337	13	9
6-1-2881-33-52A	01551	79	12	6-1-744-2-9-9A	72869	40	7
6-1-2981-33-53A	72869	77	7	6-1-746-7A	81337	4	11
6-1-2981-33-53A	12860	78	16	6-1-746-7-1A	81337	4	16
6-1-2981-33-85A	72869	80	8	6-1-746-8A	81337	4	6
6-1-2981-33-89A	81337	3	16	6-1-746-9A	81337	4	1
6-1-2981-33-90A	72869	83	2	6-1-746-9-11A	81337	4	5
6-1-2981-33-100A	01551	79	22	6-1-747-1-2-23-2A	72869	48	18
6-1-2981-33-100A	72869	2	14	6-1-900-83A	81337	35	6
6-1-2981-33-100A	72869	78	21	6-2-1963-38 10	81337	52	22
6-1-2881-33-100A	72869	83	11	6-200	15605	39	18
				6-330477 SPEC 55434	11349	18	19

Section IV. NATIONAL STOCK NUMBER AND REFERENCE NUMBER INDEX

<u>REFERENCE NUMBER</u>	<u>MFG. CODE</u>	<u>FIGURE NO.</u>	<u>ITEM NO.</u>
6-1-2981-33-108A	72869	80	3
6-1-2981-33-112A	72869	73	27
6-1-2981-33-112A	72869	75	10
6-1-2981-33-112A	72869	78	29
6-1-2981-33-114A	01551	79	23
6-1-2981-33-114A	72869	78	22
6-1-2981-33-114A	72869	83	19
6-1-2981-33-115A	72869	80	2
6-1-2981-33-116A	72869	80	5
6-1-2981-33-117A	72869	78	28
6-1-2981-33-118A	72869	80	1
6-1-2981-33-120A	72869	80	7
6-1-2981-33-121A	72869	80	6
6-1-2981-33-129A	72869	83	13
6-1-2981-33-131A	72869	83	14
6-1-2981-33-132A	72869	73	28
6-1-2981-33-132A	72869	75	11
6-1-2981-33-132A	72869	78	30
6-1-2981-33-132A	72869	80	9
6-1-2981-33-133A	72869	3	14
6-1-2981-33-134A	72869	3	15
6-1-2985-33-93	01551	75	14
6-1-2988-33-57A	01551	79	27
6-1-2988-33-57A	01551	78	27
6-1-2988-33-37A	01551	3	13
6-1-2988-33-56A	01551	3	12
6-1-733-1-13A	72869	50	9
6-1-733-1-19A	72869	46	3
6-1-733-1-28A	72869	40	18
6-1-733-1-30A	72869	44	6
6-1-733-1-32A	72869	40	6
6-1-733-1-33A	72869	46	10
6-1-733-1-35A	72869	41	2
6-1-733-1-35A	72869	43	30
6-1-733-1-55A	72869	43	23
6-1-733-1-72A	72869	43	27
6-1-737-1-2-1A	79466	48	10
6-1-737-1-2-1	79466	48	28
6-1-737-1-2-13A	72869	44	13
6-1-737-1-2-2A	72869	48	27
6-1-742-1-8-1A	72869	41	7
6-1-742-1-8-10A	72869	41	11
6-1-742-1-8-11A	72869	41	8
6-1-743-2-7	81337	14	9
6-1-744-2-9-010A	72869	40	14
6-1-744-2-9-10A	72869	31	8
6-1-744-2-9-10A	72869	13	15
6-1-743-2-10A	72869	13	4
6-1-744-2-9-11A	72869	13	7
6-1-744-2-9-11A	72869	40	10
6-1-744-2-9-12A	72869	13	10
6-1-744-2-9-12A	72869	27	9
6-1-744-2-9-2A	72869	13	0
6-1-744-2-9-9A	72869	40	7
6-1-746-7A	72869	4	11
6-1-746-7-1A	72869	4	16
6-1-746-8A	72869	4	6
6-1-746-8-1A	72869	4	10
6-1-746-9A	72869	4	1
6-1-746-9-11A	72869	4	5
6-1-747-1-2-23-2A	72869	48	18
6-1-900-83A	72869	35	6
6-200	15605	39	18
6-330477 SPEC 55434	11349	18	19

By Order of the Secretary of the Army:

BERNARD W. ROGERS
General, United States Army
Chief of Staff

Official:

J. C. PENNINGTON
Brigadier General, United States Army
The Adjutant General

Distribution:

To be distributed in accordance with DA Form 12-25A, Organizational maintenance requirements for Laundry Equipment.

RECOMMENDED CHANGES TO EQUIPMENT TECHNICAL PUBLICATIONS

 <div style="border: 1px solid black; border-radius: 15px; padding: 5px; display: inline-block; margin-left: 20px;"> <p style="margin: 0;"><i>THEN...JOT DOWN THE DOPE ABOUT IT ON THIS FORM. CAREFULLY TEAR IT OUT, FOLD IT AND DROP IT IN THE MAIL.</i></p> </div>		SOMETHING WRONG WITH PUBLICATION		
		FROM: (PRINT YOUR UNIT'S COMPLETE ADDRESS)		
PUBLICATION NUMBER		DATE SENT		
PUBLICATION DATE		PUBLICATION TITLE		
BE EXACT PIN-POINT WHERE IT IS				
PAGE NO.	PARA- GRAPH	FIGURE NO.	TABLE NO.	<p style="font-weight: bold; margin-top: 0;">IN THIS SPACE, TELL WHAT IS WRONG AND WHAT SHOULD BE DONE ABOUT IT.</p>
PRINTED NAME, GRADE OR TITLE AND TELEPHONE NUMBER			SIGN HERE	

The Metric System and Equivalents

Linear Measure

1 centimeter = 10 millimeters = .39 inch
 1 decimeter = 10 centimeters = 3.94 inches
 1 meter = 10 decimeters = 39.37 inches
 1 dekameter = 10 meters = 32.8 feet
 1 hectometer = 10 dekameters = 328.08 feet
 1 kilometer = 10 hectometers = 3,280.8 feet

Weights

1 centigram = 10 milligrams = .15 grain
 1 decigram = 10 centigrams = 1.54 grains
 1 gram = 10 decigram = .035 ounce
 1 decagram = 10 grams = .35 ounce
 1 hectogram = 10 decagrams = 3.52 ounces
 1 kilogram = 10 hectograms = 2.2 pounds
 1 quintal = 100 kilograms = 220.46 pounds
 1 metric ton = 10 quintals = 1.1 short tons

Liquid Measure

1 centiliter = 10 milliliters = .34 fl. ounce
 1 deciliter = 10 centiliters = 3.38 fl. ounces
 1 liter = 10 deciliters = 33.81 fl. ounces
 1 dekaliter = 10 liters = 2.64 gallons
 1 hectoliter = 10 dekaliters = 26.42 gallons
 1 kiloliter = 10 hectoliters = 264.18 gallons

Square Measure

1 sq. centimeter = 100 sq. millimeters = .155 sq. inch
 1 sq. decimeter = 100 sq. centimeters = 15.5 sq. inches
 1 sq. meter (centare) = 100 sq. decimeters = 10.76 sq. feet
 1 sq. dekameter (are) = 100 sq. meters = 1,076.4 sq. feet
 1 sq. hectometer (hectare) = 100 sq. dekameters = 2.47 acres
 1 sq. kilometer = 100 sq. hectometers = .386 sq. mile

Cubic Measure

1 cu. centimeter = 1000 cu. millimeters = .06 cu. inch
 1 cu. decimeter = 1000 cu. centimeters = 61.02 cu. inches
 1 cu. meter = 1000 cu. decimeters = 35.31 cu. feet

Approximate Conversion Factors

To change	To	Multiply by	To change	To	Multiply by
inches	centimeters	2.540	ounce-inches	Newton-meters	.007062
feet	meters	.305	centimeters	inches	.394
yards	meters	.914	meters	feet	3.280
miles	kilometers	1.609	meters	yards	1.094
square inches	square centimeters	6.451	kilometers	miles	.621
square feet	square meters	.093	square centimeters	square inches	.155
square yards	square meters	.836	square meters	square feet	10.764
square miles	square kilometers	2.590	square meters	square yards	1.196
acres	square hectometers	.405	square kilometers	square miles	.386
cubic feet	cubic meters	.028	square hectometers	acres	2.471
cubic yards	cubic meters	.765	square meters	cubic feet	35.315
fluid ounces	milliliters	29.573	cubic meters	cubic yards	1.308
pints	liters	.473	milliliters	fluid ounces	.034
quarts	liters	.946	liters	pints	2.113
gallons	liters	3.785	liters	quarts	1.057
ounces	grams	28.349	liters	gallons	.264
pounds	kilograms	.454	grams	ounces	.035
short tons	metric tons	.907	kilograms	pounds	2.205
pound-feet	Newton-meters	1.356	metric tons	short tons	1.102
pound-inches	Newton-meters	.11296			

Temperature (Exact)

°F	Fahrenheit temperature	5/9 (after subtracting 32)	Celsius temperature	°C
----	------------------------	----------------------------	---------------------	----

PIN: 027681